

2002

A M E R I C A N • E A G L E[®]

from American Coach



D I M E N S I O N S & C A P A C I T I E S

Weights (pounds)

| | 40-G | 40-W | 40-T | 40-M | 40-Q | 40-K | 40-H | 40-U |
|-----------------------------|--------|--------|--------|--------|--------|--------|--------|--------|
| GVWR (lbs.)(1) | 33,700 | 33,700 | 33,700 | 33,700 | 33,700 | 33,700 | 33,700 | 33,700 |
| Front GAWR (lbs.)(2) | 13,700 | 13,700 | 13,700 | 13,700 | 13,700 | 13,700 | 13,700 | 13,700 |
| Rear GAWR (lbs.)(2) | 20,000 | 20,000 | 20,000 | 20,000 | 20,000 | 20,000 | 20,000 | 20,000 |
| Base Weight (lbs.)(3) | 27,900 | 27,900 | 27,950 | 27,950 | 27,900 | 27,700 | 27,900 | 27,900 |
| GCWR (lbs.)(4) | 43,700 | 43,700 | 43,700 | 43,700 | 43,700 | 43,700 | 43,700 | 43,700 |
| Hitch Rating Weight (lbs.)* | 10,000 | 10,000 | 10,000 | 10,000 | 10,000 | 10,000 | 10,000 | 10,000 |
| Tongue Weight (lbs.) | 1,000 | 1,000 | 1,000 | 1,000 | 1,000 | 1,000 | 1,000 | 1,000 |

Measurements

| | 40-G | 40-W | 40-T | 40-M | 40-Q | 40-K | 40-H | 40-U |
|-------------------------|--------|--------|--------|--------|--------|--------|--------|--------|
| Wheel Base | 266" | 266" | 266" | 266" | 266" | 266" | 266" | 266" |
| Overall Length (5) | 40' | 40' | 40' | 40' | 40' | 40' | 40' | 40' |
| Overall Height w/AC | 12' 2" | 12' 2" | 12' 2" | 12' 2" | 12' 2" | 12' 2" | 12' 2" | 12' 2" |
| Overall Width (max) (6) | 101.5" | 101.5" | 101.5" | 101.5" | 101.5" | 101.5" | 101.5" | 101.5" |
| Interior Height (max) | 82" | 82" | 82" | 82" | 82" | 82" | 82" | 82" |
| Interior Width (max) | 96" | 96" | 96" | 96" | 96" | 96" | 96" | 96" |

Tank & Liquid Capacities (gallons)

| | 40-G | 40-W | 40-T | 40-M | 40-Q | 40-K | 40-H | 40-U |
|---------------------------------|------|------|------|------|------|------|------|------|
| Fresh Water Holding Tank (gal.) | 95 | 95 | 95 | 95 | 95 | 95 | 95 | 95 |
| Grey Water Holding Tank (gal.) | 60 | 60 | 60 | 60 | 60 | 60 | 60 | 60 |
| Black Water Holding Tank (gal.) | 40 | 40 | 40 | 40 | 40 | 40 | 40 | 40 |
| Appliance LPG Tank (WC) (7) | 40.3 | 40.3 | 40.3 | 40.3 | 40.3 | 40.3 | 40.3 | 40.3 |
| Water Heater Tank (gal.) | 10 | 10 | 10 | 10 | 10 | 10 | 10 | 10 |
| Fuel Capacity (gal.) | 150 | 150 | 150 | 150 | 150 | 150 | 150 | 150 |

Liquid Weight Reference: Water (gal./ltrs.)=(8.3 lbs./3.8 kgs.), Fuel (gal./ltrs.)=(7.1 lbs./3.2 kgs.), LPG (gal./ltrs.)=(4.5 lbs./2.0 kgs.)
Metric Conversion: Multiply pounds x 0.453 to obtain kilograms, Multiply gallons x 3.785 to obtain liters

Chassis

| | |
|-----------------|--|
| Frame | Spartan® Mountain Master GT Stacked Rail |
| Engine | Cummins® C.8.9/400 hp ISL Diesel |
| Torque | 1200 @ 1300 RPM |
| Transmission | Allison® 3000 MH, 6-Speed w/Electronic Shifter |
| Alternator Amps | 200 Amp Leece Neville |
| Tires | 295/80 R22.5LRH Low Profile Highway Radial |

- (1) GVWR (Gross Vehicle Weight Rating): Means the maximum permissible loading weight of the motor home. GVWR is equal to or greater than the sum of the unloaded vehicle weight plus the net carrying capacity.
- (2) GAWR (Gross Axle Weight Rating): Means the maximum permissible loaded weight a specific axle is designed to carry.
- (3) BW (Base Weight): Means the weight of the motor home without fuel, options, water, cargo or passengers.
- (4) GCWR (Gross Combined Weight Rating): Means the value specified by the motor home manufacturer as the maximum allowable loaded weight of this motor home with its towed vehicle. Towing and braking capacity may differ. Refer to Fleetwood and chassis manufacturer manuals for complete information.
- (5) Length taken from front bumper to rear bumper (excludes accessories).
- (6) Excludes safety equipment and awnings.
- (7) Tank Manufacturer's listed water capacity (WC). Actual LPG capacity is 80% of water listed as required by the safety code.

*The chassis manufacturer recommends the installation of a supplemental brake control system to activate the brakes on the vehicle or trailer you are towing.

IMPORTANT-PLEASE READ: Product information, photography and illustrations included in this publication were as accurate as possible at the time of printing. For further product information and changes, please visit our website at www.fleetwoodrv.com or contact your local Fleetwood dealer. Prices, materials, design and specifications are subject to change without notice. All weights, fuel, liquid capacities and dimensions are approximate. Fleetwood has designed its recreational vehicles to provide a variety of uses for its customers. Each vehicle features optimal seating, sleeping, storage and fluid capacities. The user is responsible for selecting the proper combination of loads (i.e. occupants, equipment, fluids, cargo, etc.) to ensure that the vehicle's capacities are not exceeded.



Gold Dusted Ivory



Purple Passion



Matrix



Stardust Silver



Midnight Harmony



Sage Harmony



Grand Pewter



Grand Taupe

S T A N D A R D & O P T I O N A L F E A T U R E S

Automotive

- S Engine - Cummins® 8.9 Liter, 400 hp ISL Diesel
- S Jacobs Engine Compression Brake
- S Transmission - Allison® 3000 MH, 6-Speed Automatic
- S Spartan® Mountain Master GT Chassis
- S Independent Front Suspension
- S Air Ride Suspension w/Bilstein® Shocks
- S Undercoating
- S Auxiliary Fog Lamps
- S (4) Cast Aluminum Wheels
- S Anti-Lock Braking System (ABS)
- S Full Air Brakes w/Automatic Slack Adjusters
- S Michelin® Radial Tires
- S Tire Pressure Check Gauge
- S 3-Point Semi-Automatic Leveling Jacks
- S Denso Climate Control System
- S Power Driver Window
- S Intermittent Wipers (Single Motor)
- S Sony® Rear Vision System with Audio
- S Visteon AM/FM & CD
- S Chrome "Bus-Like" Heated Mirrors w/Remote Adjustment and Turn Signal Indicators
- S Bus Style 50" Large Windshield
- S Battery Disconnects
- S Trailer Hitch Receiver 10,000 Lb. Capacity*
- S Cruise Control
- S Air Horns
- S I.C.C. Light Switch
- S Driver/Passenger Map Lights
- S Smart Wheel
- S Architectural Dash with Large Analog Gauges
- S Corian® Drink Holder
- S CB Radio Ready
- S (2) Auxiliary 12V Dash Receptacles
- S Electronic Battery Control Center
- S Tilt/Telescope Steering Wheel
- S Utility Light, Front & Rear
- S Tinted Acrylic Sun Visors
- S Driver Side Pull Down Shade
- S Sound Insulation in Subfloors, Front & Rear
- S Steel Surface on Front Bulkhead/Engine Frame
- S Stepwell Cover
- S Back Lighted Instrument Panel
- S Remote Auxiliary Start System
- S (4) 6V House Batteries on Slide-Out Tray, 440 Amp
- S (2) 12V Chassis Batteries - 2000 CCA
- S Villa® Leather 6-Way Power
- S Driver Seat w/Heat/Power Lumbar
- S Villa® Leather 6-Way Power Passenger Seat w/Heat/Power Lumbar/Electric Footrest
- S Manual Air Dump Override Switch
- 0 Villa® Leather 6-Way Power Passenger Queen Seat w/Heat/Power Lumbar & Power Footrest
- 0 Hand-Held CB Radio
- 0 V.I.P. Delivery
- 0 GPS System
- 0 Road Relay System

Structural

- S Stacked Rail Chassis Frame
- S Steel Reinforced Vacubond Sidewall, Roof & Floor Construction
- S Steel Outriggers on Chassis
- S Heated Water & Holding Tank Compartments
- S Vacubond Insulated Storage Area
- S Bonded Windshield w/Frame

Exterior

- S 50' Air Service Line
- S Detachable 50 Amp Power Cord
- S Full Fiberglass Front & Rear Caps
- S One-Piece Domed Fiberglass Roof
- S Vetrolite Exterior Side-Walls
- S Polished Stainless Steel Bumpers-Front & Rear
- S Hydraulic Genset Slide-Out
- S Power Entry Single Step
- S 31" Front Entry Door with Dead Bolt & Pneumatic (Air) Lock
- S Keyless Front Entry Door

- S Entry Screen Door
- S Front Fiberglass Fascia Slide-Out
- S Dual Holding Tank San-T-Flush System
- S (8) Exterior Graphics
- S Dual Pane Windows with Screens
- S 20' Patio Awning w/Logo
- S Window Awnings
- S Awning/Drip Rail Moldings RS/DS
- S Mud Flaps - Front & Rear
- S Protective Front Cover w/Logo
- S Stainless Steel Kickplate Under Entry Door
- S Exterior Rinse Hose with Soap Dispenser & Paper Towel Holder
- S Deluxe Lighted Entry Handle w/Logo
- S Luggage Compartment Lights
- S Docking Lights - 2 Each Front & Rear
- S Porch Lights (2)
- S Tank Level Monitor
- S Fiberglass Front Quarter Panels/Wheel Trims
- S Exterior Convenience Light at Dump Valves
- S Exterior Storage Doors w/Pantograph Hinges
- S Water Pump Switch
- S Holding Tanks w/Low Point Drain Valves
- S One 54" Slide-Out Storage Tray
- S Fresh Water Hose
- S Fresh Water Gravity Fill
- S Floor Mounted LPG Tank, 42 Gallon
- S Digital Satellite System w/Automatic Lift
- S Two-Piece Rear Ladder

- 0 12' DS Awning
- 0 Entry Awning
- 0 Electric Awning - Girard or Care Free One Touch
- 0 Additional 54" Slide-Out Storage Tray
- 0 36" Slide-Out Storage Tray
- 0 Pass Through Storage Tray
- 0 Power Luggage Door Unlock
- 0 Exterior Entertainment Center
- 0 Rear Rockguard Mud Flap
- 0 Summit Body Block
- 0 Spot Light

Appliances

- S Onan® 7.5 kw Quiet Diesel Generator w/Power Slide-Out
- S Dometic® 120V/LPG Side-By-Side Refrigerator w/Ice Maker
- S Auto Gen Start
- S Recessed 3 Burner Range with Oven
- S Microwave/Convection Oven with Built-in Range Hood with Light/Fan
- S Water Filter
- S 24" Sony® Vega TV (Front) with Remote
- S 20" Sony® Vega TV (Rear) with Remote
- S Sony® VHS - 4 Head Hi-Fi Stereo VCR
- S Heart Interface® Source Manager 2500 Watt Continuous Inverter, 130 Amp Converter, Intelligent Transfer Switching
- S Heart Battery Monitor
- S Multi-Point Water Pump Switching
- S Residential China Bowl Flush Toilet
- S D.S.I. 10 Gallon Water Heater 120V/LPG
- S LPG Leak Detector/Alarm
- S Carbon Monoxide Detector/Alarm
- S Smoke Detector/Alarm
- S Fire Extinguisher
- S Solar Charging Panel
- S (2) 13.5 M Low Profile Roof Air Conditioners
- S Dual Furnaces with Thermostat & Auto Ignition - 34,000 BTU (Each)
- S Park Telephone Ready
- S Rigid Furnace Ducting System
- S Patio Receptacles
- 0 Washer/Dryer (Vented)
- 0 Recessed Kitchen Aid® 2-Burner Range Cooktop
- 0 Norcold® 12V/120V Chest Freezer (G,M,Q,K,H,U,W)
- 0 Norcold® 120V/LPG 4-Door Refrigerator w/Ice Maker (G,M,Q,K,H,U,W)
- 0 Hurricane Heat
- 0 CD Changer
- 0 DSS
- 0 Sony® Home Theater System
- 0 Power TV Antenna

Galley

- S Silverware Tray
- S Corian® Dinette Table with Extension & 4 Chairs
- S Corian® Galley Top & Sink Covers
- S Extra Large Double Bowl Galley Sink
- S Moen® One Touch Galley Faucet
- S Solid Wood Refrigerator Door Inserts
- S Wood Drawers with Dovetail Joints
- S Slide-Out Pantry w/Hamper
- S Corian® Range Cover
- S 120V Outlet & Telephone Jack at Dinette
- S Polished Porcelain Tile Floor (Diagonally Laid)
- 0 Nuheat Heated Tile Floor

Bath

- S Skylight in Shower
- S Brass & Chrome Bath Accessories
- S Corian® Lavy Top with Corian® Sink & Moen® Faucet
- S Deluxe Medicine Cabinet
- S Deluxe Fiberglass Shower Enclosure w/Fold Down Seat
- S Porcelain Tile Floor (Diagonally Laid)
- S Corian® Decorative Shower Caddy
- S Glass/Brite Brass Shower Doors w/Positive Latch
- S Moen Hand Held Shower Head
- 0 Obscure Glass in Shower
- 0 Nuheat Heated Tile Floor

Bedroom

- S Restonic Inner Spring Mattress 60" x 80"
- S Key Locked Safe
- S Day/Night Pleated Shades
- S Three Decor Throw Pillows
- S Hand Laid Wallpaper w/Decorative Border
- S Solid Wood Raised Panel Bath/Bedroom Doors
- S Secondary Phone Jack
- S 120V/12V AC/DC Central Electrical Panel
- S Corian® Nightstand Tops
- S Comforter & Reversible Coverlet
- S Fabric Decor Headboard

- 0 Ceiling Fan Ready
- 0 Shirt Wards with Drawers

Interior

- S Micro Mini-Blinds in Living Area
- S 12V Halogen Lighting System
- S Dimmer Switch in Living and Bedroom Areas
- S Rain Sensor Power Roof Vents w/3-Speed Fan
- S Entry Step Switch at Entry Wall
- S Two Decorative Sofa Pillows
- S Night Floor Lighting
- S Indirect Lighting - Bedroom and Living Area
- S Skylight Cover (K,Q)
- S TV Cable Ready
- S Vinyl Padded Ceiling w/Air Plenum and Indirect Lighting
- S 32 Interior Decors
- S Lambrequin Window Treatments
- S Alpine Oak Cabinetry
- S TV Antenna with 2 Jacks Included
- S Non-Skid Cabinet Shelves
- S Front Windshield Privacy Curtain
- S Cedar-Lined Wardrobe
- S Wardrobe Light
- S Beveled Glass Mirrors
- S Solid Core Raised Panel Cabinet Doors
- S Deluxe Drawer Guides with Travel Locks
- S Villa® Leather Sleeper Sofa w/Drawer
- S Villa® Leather J-Love Seat w/2 Drawers (Q,K,H,U)
- S Villa® Leather Love Seat w/Drawer (G,M,T,W)

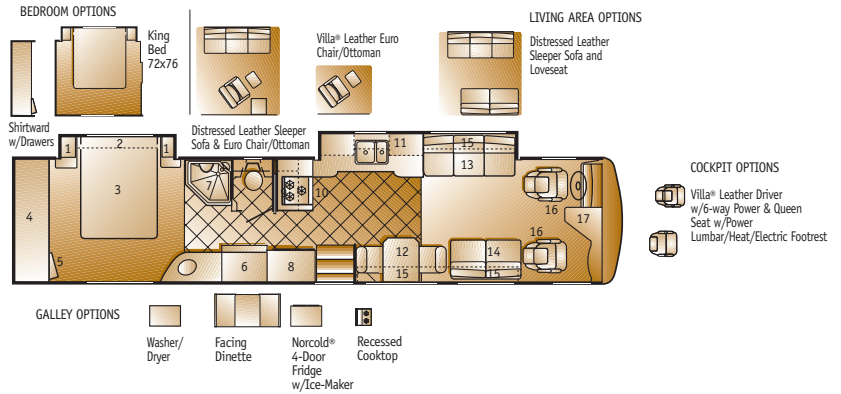
- 0 Distressed Leather
- 0 Walnut, Cherry, or Clear White Maple Cabinetry
- 0 Wood TV Overhead
- 0 Inlaid Carpet
- 0 Day/Night Pleated Shades

*The chassis manufacturer recommends the installation of a supplemental brake control system to activate the brakes on the vehicle or trailer you are towing.

Floor Plans

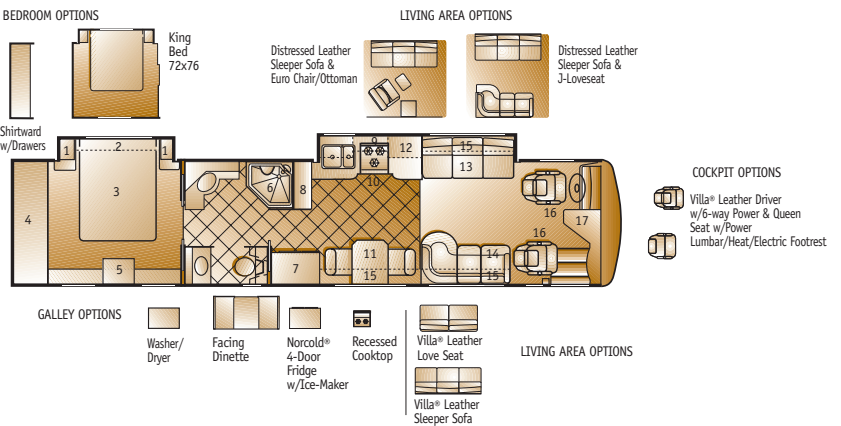
40 G Standard Features

- | | |
|----------------------------------|--|
| 1. Nightstand w/Overhead | 11. Galley Overhead |
| 2. Speaker Soft w/Lighting | 12. Table w/Villa® Fabric Chairs |
| 3. Queen Bed 60" x 80" Slide-out | 13. Villa® Leather Sofa Bed |
| 4. Rear Wardrobe | 14. Villa® Leather J-Love Seat |
| 5. 20" Rear TV | 15. Overhead Storage |
| 6. Linen w/Hamper Rollouts | 16. Villa® Leather Driver/Passenger Seats w/Power Lumbar/Heat and Passenger Seat w/Electric Footrest |
| 7. Shower | 17. 24" Front TV in Overhead |
| 8. Side-By-Side Ref. w/Ice-Maker | |
| 9. Microwave | |
| 10. 3 Burner w/Oven | |



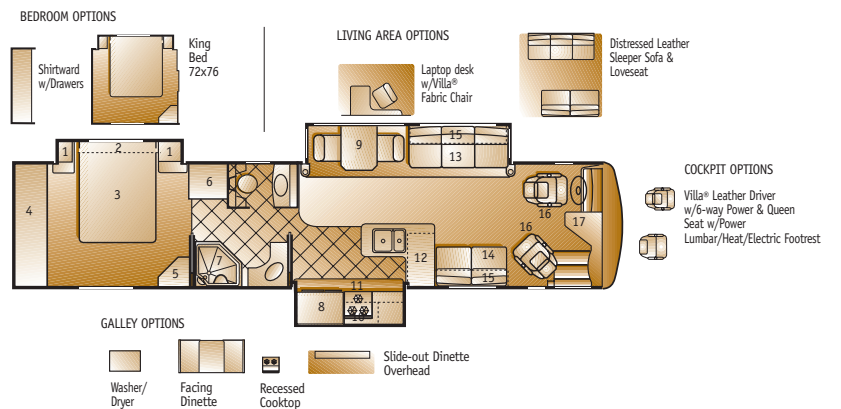
40 W Standard Features

- | | |
|----------------------------------|--|
| 1. Nightstand w/Overhead | 10. 3 Burner w/Oven |
| 2. Speaker Soft w/Lighting | 11. Table w/Villa® Fabric Chairs |
| 3. Queen Bed 60" x 80" Slide-out | 12. Galley Overhead |
| 4. Rear Wardrobe | 13. Villa® Leather Sofa Bed |
| 5. 20" Rear TV | 14. Villa® Leather J-Love Seat |
| 6. Shower | 15. Overhead Storage |
| 7. Side-By-Side Ref. w/Ice-Maker | 16. Villa® Leather Driver/Passenger Seats w/Power Lumbar/Heat and Passenger Seat w/Electric Footrest |
| 8. Pantry | 17. 24" Front TV in Overhead |
| 9. Microwave | |



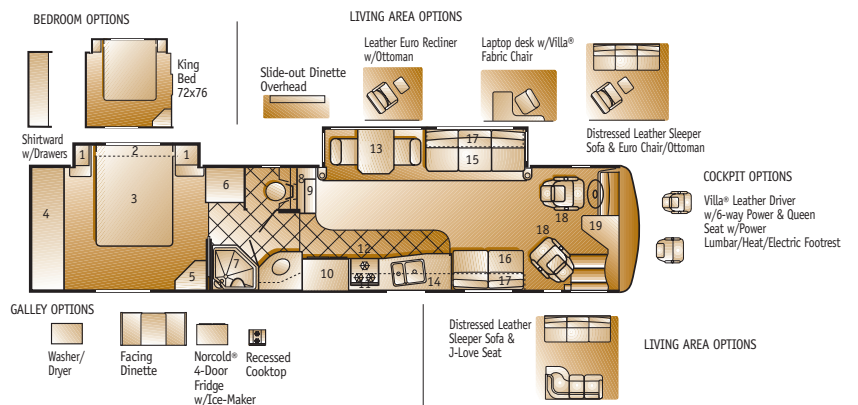
40 T Standard Features

- | | |
|----------------------------------|--|
| 1. Nightstand w/Overhead | 10. Microwave |
| 2. Speaker Soft w/Lighting | 11. 3 Burner w/Oven |
| 3. Queen Bed 60" x 80" Slide-out | 12. Galley Overhead |
| 4. Rear Wardrobe | 13. Villa® Leather Sofa Bed |
| 5. 20" Rear TV | 14. Villa® Leather Love Seat |
| 6. Linen Cabinet | 15. Overhead Storage |
| 7. Shower | 16. Villa® Leather Driver/Passenger Seats w/Power Lumbar/Heat and Passenger Seat w/Electric Footrest |
| 8. Side-By-Side Ref. w/Ice-Maker | 17. 24" Front TV in Overhead |
| 9. Table w/Villa® Fabric Chairs | |



40 M Standard Features

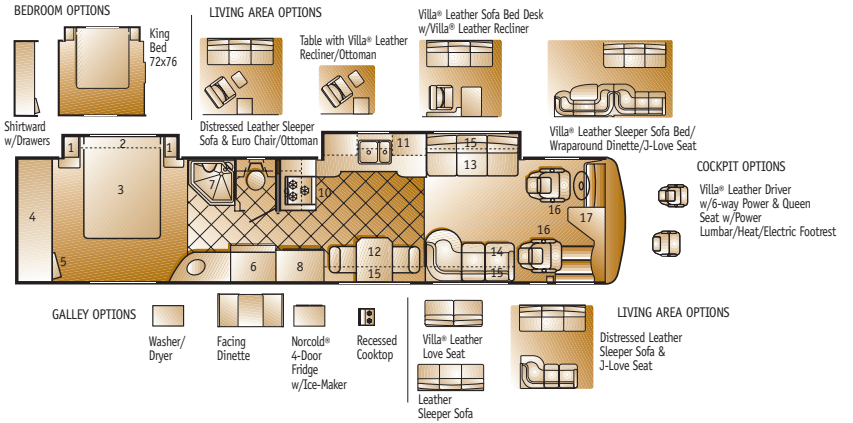
- | | |
|-----------------------------------|--|
| 1. Nightstand w/Overhead | 12. 3 Burner w/Oven |
| 2. Speaker Soft w/Lighting | 13. Table w/Villa® Fabric Chairs |
| 3. Queen Bed 60" x 80" Slide-out | 14. Galley Overhead |
| 4. Rear Wardrobe | 15. Villa® Leather Sofa Bed |
| 5. 20" Rear TV | 16. Villa® Leather Love Seat |
| 6. Linen w/1 Drawer Upper Storage | 17. Overhead Storage |
| 7. Shower | 18. Villa® Leather Driver/Passenger Seats w/Power Lumbar/Heat and Passenger Seat w/Electric Footrest |
| 8. Bath Linen Cabinet | 19. 24" Front TV in Overhead |
| 9. Pantry | |
| 10. Side-By-Side Ref. w/Ice-Maker | |
| 11. Microwave | |



Floor Plans

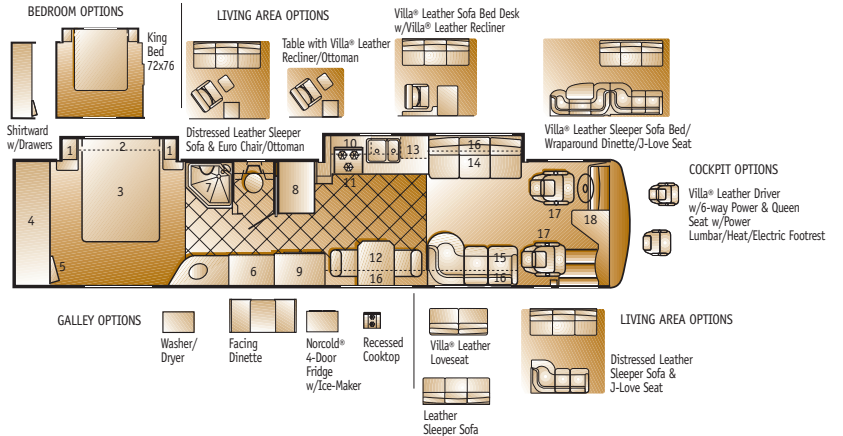
40 Q Standard Features

- | | |
|----------------------------------|--|
| 1. Nightstand w/Overhead | 10. 3 Burner w/Oven |
| 2. Speaker Soffit w/Lighting | 11. Galley Overhead |
| 3. Queen Bed 60" x 80" Slide-out | 12. Table w/Villa® Fabric Chairs |
| 4. Rear Wardrobe | 13. Villa® Leather Sofa Bed |
| 5. 20" Rear TV | 14. Villa® Leather J-Love Seat |
| 6. Linen w/Hamper Rollouts | 15. Overhead Storage |
| 7. Shower | 16. Villa® Leather Driver/Passenger Seats w/Power Lumbar/Heat and Passenger Seat w/Electric Footrest |
| 8. Side-By-Side Ref. w/Ice-Maker | 17. 24" Front TV in Overhead |
| 9. Microwave | |



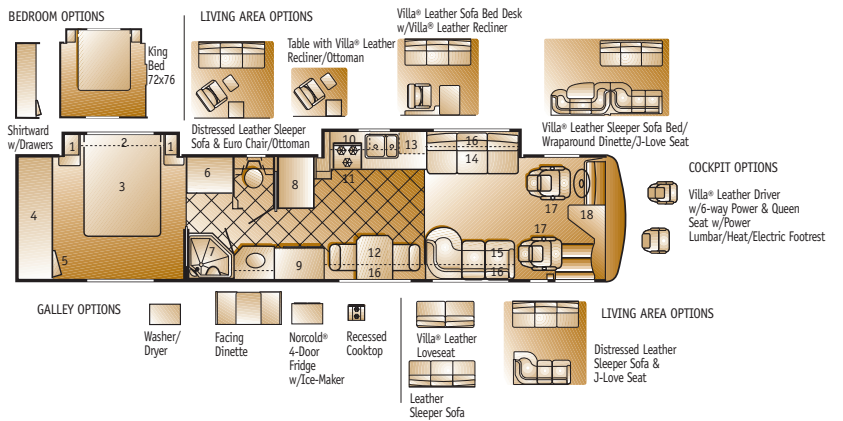
40 K Standard Features

- | | |
|-------------------------------------|--|
| 1. Nightstand w/Overhead | 10. Microwave |
| 2. Speaker Soffit w/Lighting | 11. 3 Burner w/Oven |
| 3. Queen Bed 60" x 80" Slide-out | 12. Table w/Villa® Fabric Chairs |
| 4. Rear Wardrobe | 13. Galley Overhead |
| 5. 20" Rear TV | 14. Villa® Leather Sofa Bed |
| 6. Linen w/Drawer & Hamper Rollouts | 15. Villa® Leather J-Love Seat |
| 7. Shower | 16. Overhead Storage |
| 8. Pantry | 17. Villa® Leather Driver/Passenger Seats w/Power Lumbar/Heat and Passenger Seat w/Electric Footrest |
| 9. Side-By-Side Ref. w/Ice-Maker | 18. 24" Front TV in Overhead |



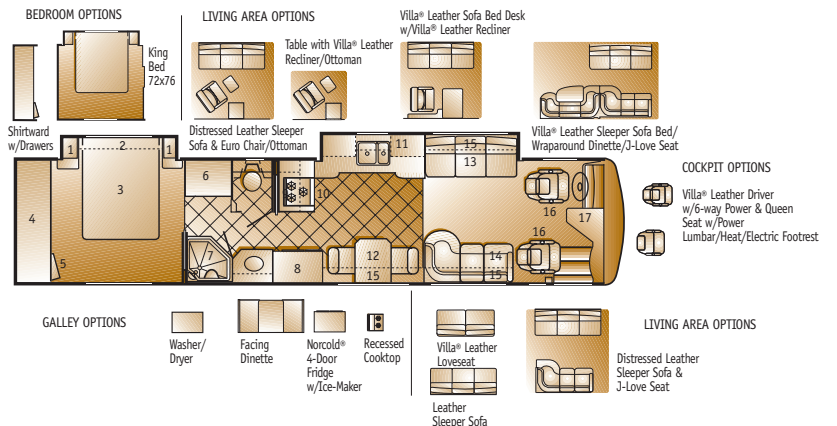
40 H Standard Features


- | | |
|----------------------------------|--|
| 1. Nightstand w/Overhead | 11. 3 Burner w/Oven |
| 2. Speaker Soffit w/Lighting | 12. Table w/Villa® Fabric Chairs |
| 3. Queen Bed 60" x 80" Slide-out | 13. Galley Overhead |
| 4. Rear Wardrobe | 14. Villa® Leather Sofa Bed |
| 5. 20" Rear TV | 15. Villa® Leather J-Love Seat |
| 6. Linen | 16. Overhead Storage |
| 7. Shower | 17. Villa® Leather Driver/Passenger Seats w/Power Lumbar/Heat and Passenger Seat w/Electric Footrest |
| 8. Pantry | 18. 24" Front TV in Overhead |
| 9. Side-By-Side Ref. w/Ice-Maker | |
| 10. Microwave | |



40 U Standard Features

- | | |
|----------------------------------|--|
| 1. Nightstand w/Overhead | 10. 3 Burner w/Oven |
| 2. Speaker Soffit w/Lighting | 11. Galley Overhead |
| 3. Queen Bed 60" x 80" Slide-out | 12. Table w/Villa® Fabric Chairs |
| 4. Rear Wardrobe | 13. Villa® Leather Sofa Bed |
| 5. 20" Rear TV | 14. Villa® Leather J-Love Seat |
| 6. Linen | 15. Overhead Storage |
| 7. Shower | 16. Villa® Leather Driver/Passenger Seats w/Power Lumbar/Heat and Passenger Seat w/Electric Footrest |
| 8. Side-By-Side Ref. w/Ice-Maker | 17. 24" Front TV in Overhead |
| 9. Microwave | |





On the surface, Vince Lombardi is simply the name of one of the greatest football coaches of all time. In football folklore, however, the name Lombardi is synonymous with all the qualities and characteristics required to become a winner. Intangibles such as dedication, pride and a winning attitude.

At American Coach, we adopted the Lombardi style and philosophy, and made it our game plan for the future. Coach Lombardi loved what he did for a living. So do we. You'll see it reflected in all our people. All our products. And, everything we do.

You'll even witness it, firsthand, at the team rallies as a new American Coach owner. Because you are the most important member of our winning team. Without you, the game is lost. That's why you can rest assured we'll do everything in our power to keep you in uniform and on our playing field.

We invite you now to experience the thrill of victory, the pride of ownership and the genuine sense of belonging you'll discover as an American Coach owner. Welcome to the team. Welcome to American Coach.



*Fleetwood Motorhomes of Indiana, Inc. • Plant #44 • 1031 U.S. 224 East • Decatur, Indiana 46733-5006
(219) 728-2121 (800) 648-6582*

FLEETWOOD RV
www.fleetwoodrv.com