



*You don't need a passport and a month of Sundays
to show your kids the world.*

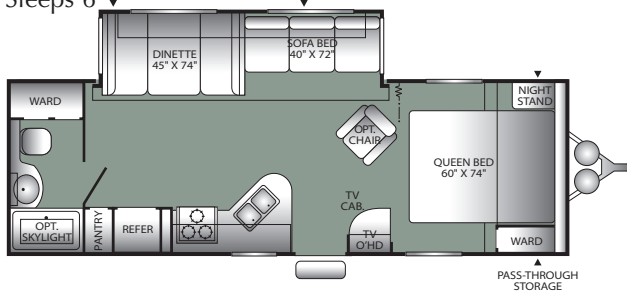


Half Ton Towable | Aerodynamic | Aluminum Construction | 8' Wide & 80" Interior Height | Outstanding Value

Travel Trailer Floor Plans

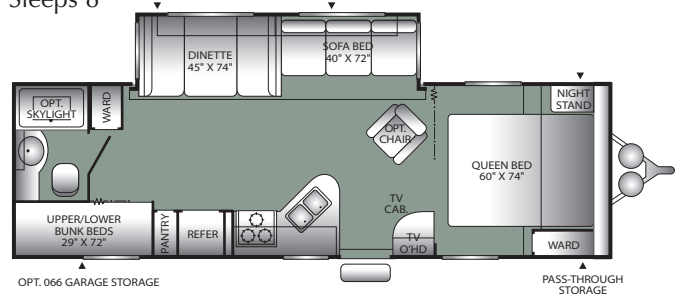
270FQS

Single Slide-Out
Sleeps 6



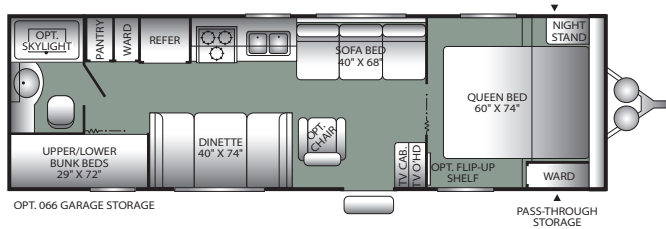
290BHS

Single Slide-Out
Sleeps 8



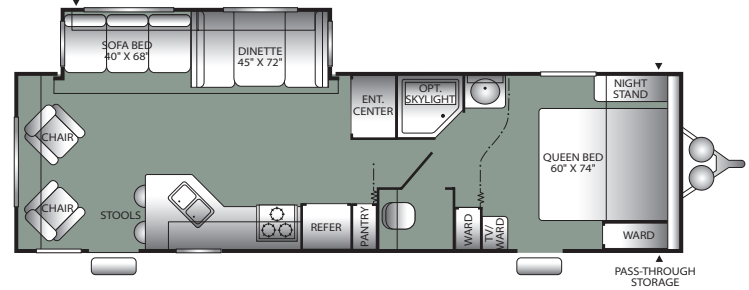
280BH

Sleeps 8



300RLS

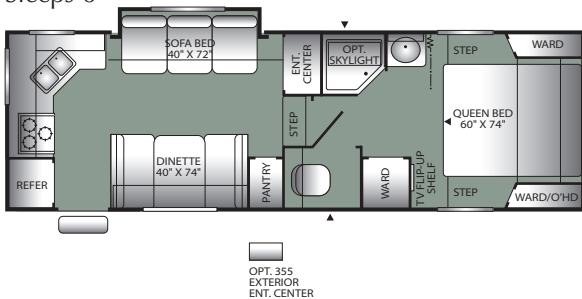
Single Slide-Out
Sleeps 6



Fifth Wheel Floor Plans

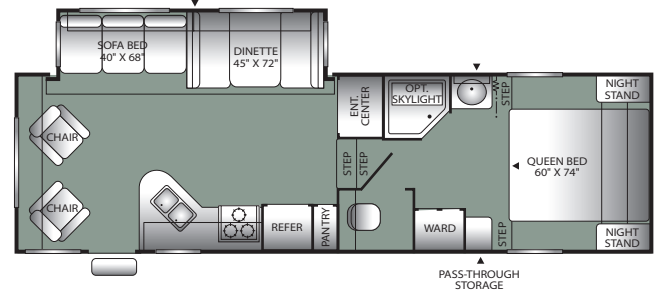
255RKS

Single Slide-Out
Sleeps 6



275RLS

Single Slide-Out
Sleeps 6



Sleeping capacity is a variable number and is affected by items such as size of occupant, options and floor plan. Some models are not available in all areas of the country. Please see your local dealer for model availability.

▲ = Exterior Storage

Weights and Measurements

WEIGHTS	TRAVEL TRAILERS				FIFTH WHEELS	
	270FQS	280BH	290BHS	300RLS	255RKS	275RLS
GVWR (lbs) ¹	7,300	6,800	7,500	7,800	8,100	9,000
Gross Dry Weight (lbs) ^{2,6}	5,211	4,538	5,180	5,874	5,910	6,595
Cargo Carrying Capacity (lbs) ^{3,6}	2,089	2,262	2,320	1,926	2,190	2,405
Hitch Dry Weight (lbs) ^{2,6,9}	549	439	545	600	1,372	1,126

DIMENSIONS AND CAPACITIES						
Length (Feet and Inches) ^{4,6,8}	29' 0"	30' 6"	30' 6"	33' 6"	27' 7"	30' 3"
Height (Feet and Inches) ^{5,6}	10' 0"	10' 0"	10' 0"	10' 0"	11' 1"	11' 5"
Fresh Water Holding Tank (gal) ^{6,7}	40	40	40	40	40	40
Grey Water Holding Tank (gal) ^{6,7}	40	30	40	21/21	40	40
Black Water Holding Tank (gal) ^{6,7}	40	30	40	40	40	40
Propane Capacity (lbs) ^{6,7}	60	60	60	60	60	60
Tire Size (Load Range)	ST205/ 75R 14(C)	ST205/ 75R 14(C)	ST205/ 75R 14(C)	ST205/ 75R 15(C)	ST205/ 75R 14(C)	ST225/ 75R 15(C)

1. GVWR (Gross Vehicle Weight Rating) is the maximum permissible weight of this trailer when fully loaded. It includes all weight at the trailer axle(s) and tongue or pin.
2. All dry weights are based on the standard model and do not include optional features or equipment.
3. Cargo Carrying Capacity is determined by subtracting Gross Dry Weight from GVWR. Cargo Carrying Capacity includes all fluids, optional features, equipment, and personal cargo.
4. Length taken from hitch or pin box to rear bumper (excludes accessories). Trailer length includes 3' 6" for hitch; fifth wheel includes standard pin box.
5. Add 9" if equipped with optional roof air conditioner.
6. Approximate.
7. Water weight equals 8.3 lbs per gallon. Propane weight equals 4.2 lbs per gallon.
8. Add 10" if equipped with optional spare tire and carrier.

9. Hitch weights are dependent upon how the trailer is equipped with options, on-board cargo and tank fluid levels. Actual hitch weights may be higher or lower than shown. It is recommended that the tow vehicle and hitch for your trailer have sufficient capacity to accommodate actual usage.

N/A = Not available at time of printing.

IMPORTANT— PLEASE READ: Product information, photography and illustrations included in this publication were as accurate as possible at the time of printing. For further product information and changes, please visit our website at www.fleetwoodrv.com or contact your local Fleetwood dealer. Prices, materials, design and specifications are subject to change without notice. All weights, fuel, liquid capacities and dimensions are approximate. Fleetwood has designed its recreational vehicles to provide a variety of uses for customers. Each vehicle features optimal seating, sleeping, storage and fluid capacities. The user is responsible for selecting the proper combination of loads (i.e., equipment, fluids, cargo, etc.) to ensure that the vehicle's capacities are not exceeded.



Dakota Features

INTERIOR

Throughout

- 13,500 BTU Air Conditioner O
- 15,000 BTU Air Conditioner O
- 6-Gallon Propane Water Heater S
- 8' Wide Units - 92-5/8" Interior Width S
- 80" Interior Height S
- AM/FM Stereo/CD Player & Upgraded Speakers O
- AM/FM Stereo/CD/DVD Player w/Home Theater Sound System O
- Arched Panel Overhead Cabinet Doors S
- Cable TV Hook-Up S
- Day/Night Shades O
- Deluxe Roller Bearing, Full Extension Drawer Guides S
- Hydroflame Direct Spark Ignition Furnace w/Thermostat S
- Miniblinds Throughout (Except Bunk Windows) S
- Overhead Storage Cabinets S
- Prewired for Roof Air Conditioner S
- Prewired for Stereo & Speakers S
- Prewired for TV Antenna S
- Propane Direct Spark Ignition 6-Gallon Water Heater O
- Range Hood w/12V Light & Exhaust Fan S
- Solid State Converter w/Built-in Battery Charger (Amps Vary by Floor Plan) S
- Ventilating Slide-Out End Windows S
- Water Heater Bypass S
- Whole Coach Water Filtration System O

Galley

- 3 Burner (1 High-Output) Range w/Oven S
- Dometic® Propane/Electric Refrigerator S
- Double Bowl Stainless Steel Sink S
- Decor Wall Border S
- Free-Standing Dinette (Most Models) O
- Full-Shelf Storage, Below Sink S
- High Rise Faucet S
- Microwave O
- Pantry w/Fixed Shelves S

- Pedestal Table w/Large Dinette Window (Most Models) S
- Pots & Pans Drawer (Most Models) S
- Residential Height Countertops S
- Range Cover O

Bedroom

- Bedroom Carpet (Most Models) O
- Decor-Coordinated Bedspread and Headboard S
- Innerspring Mattress S
- Lift-Up Bed Platform w/Below Bed Storage (Most Models) S
- Wardrobes Accommodate Residential Size Clothes Hangers S

Bathroom

- Medicine Cabinet w/Mirrored Door S
- Tub/Shower Surround S
- 12V Power Exhaust Roof Vent S
- Glass Shower Enclosure (Select Models) S
- Thetford® Fresh Water Flush Toilet S
- Two Towel Bars S
- Wall-Switched Ceiling Light S

Living Room

- Lambrequins O
- Living Room Carpet (Most Models) O

Safety/Convenience

- Carbon Monoxide Detector/Alarm S
- Fire Extinguisher S
- Propane Detector/Alarm S
- Smoke Detector/Alarm S

EXTERIOR

Throughout

- 120V Patio Receptacle S
- Aluminum Framed Sidewalls S
- Custom Wheels O
- Dual 30 lb. Tank Propane Cylinders w/Regulator & Auto-Changeover S

- Dual Battery Rack S
- Enclosed Chassis w/Heated Holding and Water Tanks O
- Exterior Entertainment Center O
- Exterior Shower O
- Front ABS Cap O
- Hitch Light S
- Molded Step Trim S
- Molded Wheel Well Skirts S
- Patio Awning O
- Patio Light-Interior Switch S
- Propane Bib (Low Pressure) w/Quick Release Fitting S
- Radius Truss Roof Rafters S
- Rear Bumper w/Sewer Hose Carrier S
- RVQ Exterior BBQ O
- Safety Glass Windows O
- Seamless, One-Piece Rubber Roof S
- Smooth Fiberglass Siding S
- Slide-Out Toppers O
- Spare Tire and Carrier O
- Stabilizer Jacks (Slide-Out Models Only) S
- Sub-Floor Fresh Water Holding Tank S
- TV Antenna O

Safety/Convenience

- 120V GFI Circuit Protection (Galley/Bath/Patio) S
- 4-Wheel Electric Brakes S
- Break-Away Emergency Disconnect Brake S
- Entry Step Light S
- Large Lend-A-Hand Assist Handle S
- Retractable Entry Step w/Non-Skid Strip S
- Wall-Mounted Systems Monitor Panel S


Storage

- Locking, Insulated Luggage Compartments w/Lights S

S = Standard O = Optional

A Look Into What it Takes to Build the World's Best Travel Trailers and Fifth Wheels

It takes more than good looks to become one of America's leading RV manufacturers. It takes quality. Quality in the way we design, test, and build our products. Quality in our furnishings, appliances and other conveniences. And because we want our customers for life, we pay strict attention to every detail from concept to completed product. Fleetwood – not just another pretty face. You'll have to look a lot deeper. That's where our true beauty lies.




Drawings are for illustrative purposes only to highlight aspects of construction. Actual RV design depends on model and is subject to change.

1. **Engineered Radiused Ceiling Truss** – Ensures strength and reduced weight.
2. **Ducted In-Ceiling Air Conditioning** – Distributes cool air throughout the RV better than in-floor ducting.
3. **Fiberglass Insulation** – Ensures interior comfort in every season.
4. **Arctic White Seamless, One-Piece Rubber Roof** – Provides the ideal weather seal.
5. **Interior Wall Panel** – Features a durable, easy-to-clean, decorative finish.
6. **Steel Chassis** – Provides optimal strength, durability and performance.
7. **Wood Decking** – Provides solid backbone for the roof construction.
8. **Aluminum Tubing** – Lightweight, structural studs blend proven framing methods with technologically superior materials
9. **High-Density Block Foam Insulation** – Is custom fit to ensure maximum structural integrity and insulation value.
10. **Smooth Gloss Fiberglass Exterior Siding** – Adds more structural integrity than aluminum siding, provides a glossy surface that is easy-to-clean and adds long lasting beauty.
11. **Laminated Plywood Floor** – Provides the interior structural strength to the laminated floor construction.
12. **Wood Substrate** – Adds structural reinforcement to the exterior fiberglass panel.
13. **Wood Floor Substrate** – Provides the foundation for the underbelly.
14. **Underbelly** – Is a lightweight seamless, durable weather barrier.

Interior Decor Choices


Blue Mist




Willow Bend



Rose Petal



Summit Ash



- (A) Sofa & Dinette Back Cushions (B) Swivel Chair & Dinette Seats (C) Throw Pillows (D) Headboard (E) Bedspread & Headboard

WHY DAKOTA?



QUALITY

There's no cutting corners. Skilled craftsmen build every Fleetwood RV for maximum durability and longevity.



WARRANTY

Exclusive RV Ownercare warranty. See your Fleetwood dealer for details.



PASSION

We're truly passionate about the RV lifestyle. Fleetwood was founded by RV enthusiasts, and that tradition continues today.



SERVICE

Help is nearby. When you need an upgrade or repair, you'll find facilities all across North America and more than 1,100 dealers ready to assist you.



TRUST

More people trust Fleetwood. After all, we've spent over 50 years perfecting RVs, earning the loyalty of generations of RVers.

CONTACT US

To locate a dealer near you, visit our website at www.fleetwoodrv.com or call 1-800-444-4905. We can also be contacted at Fleetwood Customer Relations, P.O.Box 1007, Decatur, IN 46733

FLEETWOOD TRAVELCADE CLUB

As a Fleetwood owner, you're eligible to become a member of the Fleetwood Travelcade Club. It's a perfect way to meet other Fleetwood owners who love to travel across America and share in the RV lifestyle. Call (877) 577-2560 or visit our website at www.fleetwoodrv.com/owners_clubs to learn more and join the fun!


RV OWNERCARE*

See your local dealer for complete details.

IMPORTANT—PLEASE READ

Product information, photography and illustrations included in this publication were as accurate as possible at the time of printing. For further product information and changes, please visit our website at www.fleetwoodrv.com or contact your local Fleetwood dealer. Prices, materials, design and specifications are subject to change without notice. All weights, fuel, liquid capacities and dimensions are approximate. Fleetwood has designed its recreational vehicles to provide a variety of uses for customers. Each vehicle features optimal seating, sleeping, storage and fluid capacities. The user is responsible for selecting the proper combination of loads (i.e.: equipment, fluids, cargo, etc.) to ensure that the vehicle's capacities are not exceeded.

Your local Fleetwood dealer is:



*For complete info see your Fleetwood dealer.
©2006. Fleetwood Enterprises, Inc. Printed in U.S.A.
Model Year 2007 1st Edition DA07B1 6/06.

TO OUR CUSTOMERS...

To make sure that you get the maximum satisfaction out of your recreational vehicle purchase, there are several things you should know:

1. Learn all you can about the travel trailer or fifth wheel you're planning to buy. Don't rely on word of mouth. Get the facts about the actual trailer length, width, unloaded weight with options, Gross Vehicle Weight Rating, and cargo carrying capacity. These are usually available in the manufacturer's sales literature or from the Cargo Carrying Capacity Label located in each trailer. Be sure to check this information **before** you decide which unit to buy.

2. Verify the towing capacity of your tow vehicle. If you don't know, or aren't sure, you can ask at your automotive dealership. Be sure to match its tow rating to the loaded (not dry) weight of your trailer. Include the weight of water, additional accessories clothing, food, and gear. To help Fleetwood travel trailer customers estimate this total weight, our Gross Vehicle Weight Ratings reflect the maximum weight of the trailer when fully loaded for camping. Be sure the weight of the tow vehicle plus the weight of your trailer do not exceed the Gross Combined Weight Rating of the tow vehicle.

Taking these simple steps before you buy will help ensure that your trailer and tow vehicle combination is just what you wanted.

See you on the trail!

tread lightly!
LEAVING A GOOD IMPRESSION



FLEETWOOD
Driven to Explore