

Tropicana



TRUST NATIONAL RV

National RV is celebrating its fortieth year of building quality recreational vehicles. During that time, the company has grown from a small camper manufacturer to one of America's premiere builders of diesel and gasoline powered class "A" motorhomes. So take a few moments to read the story of how this small company from Southern California shunned the trailer manufacturing techniques of its mass production competitors to focus on building the best motorhomes on the road.



SAN FERNANDO, CA HOME OF DOLPHIN CAMPER COMPANY, PREDECESSOR TO NATIONAL RV, c.1966

BUILDING A BETTER MOTORHOME

Deciding to build a quality motorhome that brings its owners years of enjoyment is easy. National RV strives to use the latest technologies, yet the basics are constant: intelligent design and engineering coupled with the best materials and methods.

Every RV manufacturer knows HOW to build a better motorhome; National RV chooses to DO IT. Fundamental concepts—steel is stronger than aluminum,

block foam insulation won't sag like blanket insulation—determine the quality of a motorhome over the long haul. National RV chooses to adhere to those concepts. And with thousands of National RV products on the road and in use today (some for nearly 40 years now) the success of this strategy is evident in every happy owner.

To learn more about what it takes to build a better motorhome, follow the virtual factory tour, which begins right here! ➡



SINGLE LOCATION

National RV has experienced phenomenal growth over the past forty years but has grown by reinvesting in its own products and facilities in sunny Southern California. Designing and building everything at a single location results in consistent quality across product lines, increased efficiencies and a stable, loyal workforce in the company's home community. When you buy a National RV, you'll never wonder whether it came from the "good" plant. They're all built in Perris, and *they're all good.*

INVESTING IN THE FUTURE

Four decades have passed, yet there is still so much to learn. Emerging technologies, demographics and customer wants are constantly shaping the idea of what a motorhome should be. National RV's product development team is driven by customer feedback and the possibilities of new technologies. With a history of important innovations and patents already under its belt, National RV continues to research, develop, and invest in the latest manufacturing technologies to ensure ever increasing levels of quality and efficiency.

COMPUTER AIDED DESIGN

Every motorhome begins as an idea. In our Engineering Department, skilled drafters use the latest Computer Aided Design software to model the coach in cyberspace, ensuring a proper design and true fit of every component *before* a single piece is machined or cut.



PROTOTYPE & TOOLMAKING

All molds, jigs and other manufacturing fixtures are built and maintained in-house to ensure consistent quality from part to part. While National RV takes pride in its use of the latest technologies wherever possible to improve manufacturing quality and efficiency, certain tasks still require the hands-on attention of skilled craftsmen. National RV's toolmakers are an excellent example, crafting by hand the molds and jigs that will ensure the consistent style and quality of production pieces for months and years afterward.



Tropi-Cal is built on the proven Freightliner XC-Series chassis with a brawny 350 HP C7 Caterpillar engine. Inside you'll find the comforts of highline motorcoaches costing tens of thousands more.

CONTENTS	See Page
California Style	4
Tropi-Cal boasts the distinctive styling that is the hallmark of a National RV.	
Enhanced Livability	6
Livability is where a thoughtfully planned, well-built motorhome is truly set apart from the travel trailer-like amenities of competitors' motorhomes.	
Tropi-Cal Special Editions	8
Choose from the opulent interior decor and exterior custom paint and graphics packages of the Sterling or Heritage Special Editions.	
No Compromises	10
National RV chooses to use higher quality methods and components.	
Full Featured Inside & Out	12
Walk around a Tropi-Cal and you'll find attention to detail that extends to the most remote corners of the coach.	
Live & Drive in Ultimate Comfort	14
From the four-seasons livability of Tropi-Cal's interior to the ergonomic designs of the cockpit, your comfort is always of foremost importance.	
Total Engineering	16
Rather than the haphazard collection of random parts that other manufacturers cobble together, Tropi-Cal is a complete, engineered system designed to function as a whole.	
Join the Family	18
Enjoy the benefits of being part of the National RV family.	
Personalize Your Tropi-Cal	20
A choice of elegant interior and exterior color combinations.	

CALIFORNIA STYLE

Maybe it's because we're situated directly between Hollywood and Palm Springs. Maybe it's because we work hard to build a motorhome that looks and feels like home. Whatever the reason, every National RV motorhome brings a little bit of California sunshine wherever it goes. And every Tropi-Cal bears the distinctive "California Styling" that has become the hallmark of a National RV.



STYLISH EXTERIORS

Tropi-Cal sports sleekly contoured, molded fiberglass compartment doors, fenders and front and rear caps that lend it a distinctive, sculpted look—setting it apart from the boxy, flat surfaces and hard corners of typical motorhomes.

The gleaming high gloss gelcoat fiberglass is complemented with stylish, UV-resistant vinyl graphics in a choice of attractive color palettes. And for the Heritage and Sterling Editions (see Page 8), premium automotive paints are professionally applied to set these Special Editions apart.



CHASSIS & DRIVETRAIN

- Freightliner® XC raised rail chassis
- Patented Duraframe® Chassis System
- Caterpillar® C7 350HP diesel engine
- Allison® MH3000 6-speed automatic transmission with 2 overdrive gears

INTERIORS

- Residential style inner spring pillow top mattress, queen size 60" x 80"
- Kustom-Fit® steel framed furniture
- Professional interior designs
- Multiple entertainment features

HEATING & AIR CONDITIONING

- Dual 13,500 BTU low-profile ducted roof air conditioners
- Dual 20,000 BTU furnaces

ELECTRICAL & PLUMBING SYSTEMS

- Onan® 7.5kW Quiet Diesel generator
- 2,000 watt inverter/converter
- One-piece fiberglass tub-shower
- 10 gallon gas/electric water heater

EXTERIOR FEATURES

- Electric patio awning with metal cover
- Full gelcoat fiberglass exterior
- Three triple-slide floorplans in coach lengths from 35 to 39 feet

For a thorough listing of features and specifications, please see the "Tropi-Cal 2004 Specifications & Floorplans" sheet.

DISTINCTIVE INTERIORS

National RV's professional interior designers have created a choice of interior décors—Cairo and Tahiti or the opulent Sterling and Heritage Editions—that mix stately elegance with the fun and frivolity of Tropi-Cal. Throughout the coach, luxurious furnishings and amenities are coordinated in tasteful displays of color and texture. Opulent fabric choices (see back page) are complemented by a variety of beautiful cabinetry wood choices. Designer light fixtures, hardware and floor coverings complete each inviting interior.



FACTORY TOUR CONTINUED

PUTTING TECHNOLOGY TO WORK

Throughout the plant, high-tech equipment is used to turn engineered plans into precisely milled components. National RV has invested heavily in the latest manufacturing technologies to ensure consistent quality as well as to maximize manufacturing efficiencies.



A HIGHLY SKILLED WORKFORCE

In today's manufacturing environment, it takes skills to remain competitive. National RV has trained thousands of employees in everything from electronics to welding to occupational health and safety.



IN-HOUSE MANUFACTURING

National RV strives to build as many of the coach components as possible in-house. From ABS plastic thermo-forming to fiberglass to wiring harnesses, National RV is a *manufacturer*, not merely an assembler. In-house manufacturing enables National RV to closely monitor quality at every stage of manufacturing. Another benefit is that lower costs, as only one company is trying to make a profit on the same component. This is one way in which National RV is able to pack more features—and higher quality—into motorhomes than similarly priced models from competing motorhome "assemblers".



ENHANCED LIVABILITY

Many motorhomes are built by companies who specialize in building inexpensive travel trailers—and their expertise in using cheaper materials and methods is evident in their motorhomes. National RV, on the other hand, builds on a legacy of designing and manufacturing motorhomes for the RV enthusiast. This fundamental difference in design and manufacturing philosophy is what sets Tropi-Cal apart from the competition, and yields a level of quality, comfort and livability that other motorhomes just can't match.



TROPI-CAL T370 • CAIRO • CHERRY

SPACIOUS FLOORPLANS

All Tropi-Cal floorplans feature three spacious slide-outs to pack maximum living space into a coach size that's easy to drive and park. The wide open expanses of living areas are one of Tropi-Cal's most popular features.

THAT'S ENTERTAINMENT!

Whether you're over-nighting in town or in the boonies, Tropi-Cal's wide array of entertainment features will keep you tuned in and connected. A huge 27" flat screen TV is placed in the cabinetry above the cockpit area for comfortable viewing from anywhere in the living area. A DVD player, cable TV hookups and an optional satellite dish expand your entertainment possibilities. In the bedroom, enjoy Tropi-Cal's 19" TV with front-mounted A/V jacks to view fresh footage from your video camera.

An available patio entertainment package features a 19" TV and AM/FM/CD stereo on a swivel slide-out mount in an exterior compartment. All Tropi-Cals come pre-wired for a KingDome® automatic satellite dish, and the dish itself is available as an option.



TROPI-CAL T370 • CAIRO • CHERRY

SMART USE OF SPACE

Take a look around a Tropi-Cal motorhome and you'll discover that no space is wasted. Wherever possible, there are convenient and abundant storage spaces, nooks and recesses. Yet, the coach interior remains fresh, open and livable—never cluttered. Making a coach seem bigger on the inside than it looks from the outside is one of our greatest skills. The intelligent use of space can only be learned through decades of motorhome refinement, and that's why National RV is so good at it.



TROPI-CAL T370 • CAIRO • CHERRY



TROPI-CAL T396 • HERITAGE • MAPLE

Take a close look at the cabinetry inside a Tropi-Cal motorhome. You'll find many thoughtful details that set Tropi-Cal apart:

- Carpet lined kitchen cabinets reduce noise and protect your pots and pans during transit.
- Solid hardwood raised panel or flat panel cabinet doors and drawer fronts provide long-lasting beauty and rigidity.
- Telestrut hardware on upward opening overhead cabinet doors conveniently holds them open, then holds them in their positive catches when closed.
- Storage space everywhere you look, such as a convenient vertical pull-out pantry and huge storage areas under the dinette seats with convenient slide-out storage bins
- Superior fit and finish with tight cabinet-to-wall fit; compare this to the large gaps covered with gimp molding on competitors' motorhomes—**there is no gimp molding in a Tropi-Cal!**



TROPI-CAL T370 • CAIRO • CHERRY



GIMP MOLDING HIDING GAPS ON COMPETITOR'S MOTORHOME!

THE OTHER GUYS—NOT A NATIONAL RV!

FACTORY TOUR CONTINUED

COLD HARD STEEL

All of the structural components of the motorhome—subfloor structure, sidewalls, floors, bulkhead and the arched roof—are fabricated from steel. Competitors may use aluminum, wood or other materials to save costs, but none are as strong as cold hard steel.



THE PATENTED DURAFRAME®

In the chassis shop, the patented Duraframe® all-steel subfloor system is constructed on precision assembly jigs. Fabricated from carefully formed steel components, the Duraframe® is welded at every joint to provide unyielding strength over the long haul. The completed Duraframe® substructure is carefully lowered onto the motorhome chassis then the two are welded together to form a permanent, super-strong structure. Next, a generous coat of rust-inhibiting paint is applied to the entire assembly before it enters the main assembly line.



TROPI-CAL SPECIAL EDITIONS

Select Tropi-Cal motorhomes are built as Sterling or Heritage Editions. Each is a testament to impeccable taste and a fine example of the art of motorhome design, from custom exterior paint and vinyl graphics to opulently designed interiors and other special amenities.



TROPI-CAL T350 • STERLING • WALNUT

HERITAGE EDITION
The Heritage Edition is an eclectic mix of simple values and sophisticated tastes. Richly patterned textiles and soft-touch OptimaLeather® denote elegance and comfort. Fine grained maple or cherry wood cabinets complement the rich fabrics with contemporary charm. Premium Corian® with accent edge moldings cover countertops in the living, kitchen and bath areas. The hand laid ceramic tile flooring with accent inlays hints of long lasting beauty that is found throughout this fine motorhome.



TROPI-CAL T396 • HERITAGE • MAPLE



TROPI-CAL T396 • HERITAGE • MAPLE



TROPI-CAL T396 • HERITAGE • MAPLE

CUSTOM PAINT

STERLING

TROPI-CAL SPECIAL EDITIONS will certainly stand out on the highways and in parks due to an elegant custom paint and vinyl graphics package. Lustrous top quality paint is professionally applied in National RV's state-of-the-art paint facilities.

HERITAGE



TROPI-CAL T350 • STERLING • WALNUT

STERLING EDITION
An etched stainless steel plaque announces that you are entering the fabulous Sterling Edition. Inside, gleaming metal sets the tone, with fine stainless steel appliances and fixtures throughout. Brushed metal meets fine Corian® and rich maple cabinetry (you may also choose walnut). Throughout each Sterling Edition, carefully chosen fabrics elegantly cover the furniture, bedding and window treatments. Hand laid ceramic tile with artful tile inlays covers the floor from the kitchen to the bathroom.



TROPI-CAL T370 • STERLING • WALNUT



TROPI-CAL T350 • STERLING • WALNUT



TROPI-CAL T396 • HERITAGE • MAPLE

FACTORY TOUR CONTINUED

CABINET SHOP

In another part of the plant, cabinetmakers are busy crafting the wooden fixtures to be placed inside the coach. Computer Aided Design (CAD) provides precisely fit components, then skilled craftsmen bring them together into a sturdy, elegant finished product.



ASSEMBLY LINE

Once it arrives on the assembly line from the chassis shop, the building of the coach "house" begins. The floor is laid, cabinets set into place, and all wiring and plumbing routed.



TUBULAR STEEL COACH BODY FRAME

In the coach body shop, all coach body components—sidewalls, floors and roofs—are constructed with frames of tubular steel. Here is where precision pays off, as a properly fabricated wall frame will ensure a tight coach body structure over the long haul.



No COMPROMISES

National RV never compromises on quality. While other manufacturers “build ‘em cheap” to get the initial sale, we believe that building high quality into everything we build is an investment in the future.

National RV’s higher quality standards pay off in high high resale values. When you’re ready to trade your Tropi-Cal in after many years of faithful service, you’ll be thankful that National RV went the extra mile. And that’s why so many National RV owners are repeat buyers. Some have been driving National RVs for decades!



TROPI-CAL T370 • CAIRO • CHERRY

GENUINE CORIAN®

National RV proudly uses only genuine Corian® solid surface materials on every Tropi-Cal kitchen countertop. It’s the best countertop you can build into a motorhome. No other material can compare for beauty, performance and durability. At National RV, we don’t cut corners like our competitors by using cheaper laminates or imitation Corian®.



TROPI-CAL T370 • CAIRO • CHERRY

CULINARY AMENITIES

Preparing meals in Tropi-Cal’s well appointed kitchen is a chef’s delight. The standard GE® SpaceSaver® convection microwave oven and high output 3-burner cooktop (or optional 21” cooktop with range/oven) make quick work of any meal.

Tropi-Cal comes standard with a generous 8 cu. ft. double door refrigerator. Or you may choose the optional 10 cu. ft. double door refrigerator with icemaker or the huge 12 cu. ft. side-by-side refrigerator with icemaker* for maximum food storage on extended trips.

*Requires pantry delete

KUSTOM-FIT® SEATING

Built especially for National RV in our color coordinated fabrics, this cockpit and living area seating exceeds the comfort and quality of furniture in much more expensive “highline” motorhomes. The exclusive cold poured foam and fully welded steel frames will provide years of driving and relaxation comfort.



TROPI-CAL T370 • TAHITI • CHERRY



COLD POURED SEAT FOAM HAS A 10 YEAR WARRANTY!

Each cushion is formed as a single piece, molded in the correct shape. Competitors’ seats are pieced together from blocks of foam which can come unglued and fall apart.

STEEL SEAT FRAME

Constructed of welded tubular steel for superior strength; carries a lifetime warranty.



45 lbs. DRAWER CAPACITY!

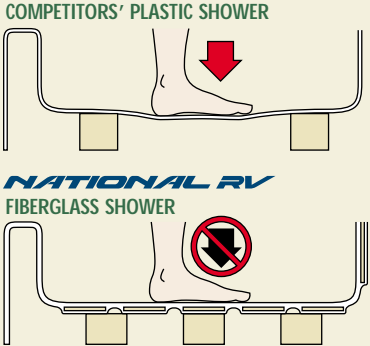
RESIDENTIAL QUALITY DRAWER CONSTRUCTION

Accuride® steel ball bearing drawer glides provide 45 lbs. of smooth operating drawer capacity; compare that to competitors’ 7 lb. drawer capacity using plastic drawer glides. These drawers are constructed using the time-honored dovetail joint method, not staples. Each drawer is finished with a solid hardwood drawer front for lasting beauty and structural integrity.



ONE-PIECE FIBERGLASS SHOWER

Step into a competitor’s plastic shower and feel it give and shift under your weight. Then step into a National RV shower and feel the satisfying rigidity that only a National RV one-piece reinforced fiberglass shower can provide.



COMPETITORS’ PLASTIC SHOWER

NATIONAL RV FIBERGLASS SHOWER

ELECTRICAL SYSTEM

50 AMP SERVICE & CORD

Tropi-Cal’s 50 Amp solid state converter and charger and 2,000 watt inverter provide plenty of power for comfortable living.

2,000 WATT INVERTER

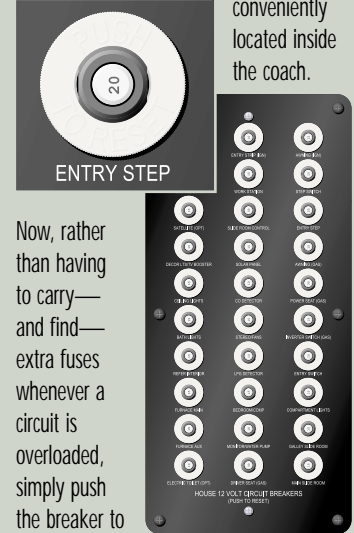
Tropi-Cal is equipped with a powerful 2,000 watt inverter/converter with remote switch and 4 6V deep cycle house batteries.

ONAN® QUIET DIESEL GENERATOR

The reliable Onan® 7.5 kW Quiet Diesel generator provides plenty of power no matter how far you are from civilization.

RESETTABLE BREAKERS

Control of Tropi-Cal’s advanced house electrical system is at your fingertips with an ingenious new breaker panel



Now, rather than having to carry—and find—extra fuses whenever a circuit is overloaded, simply push the breaker to reset it. All circuits are clearly labeled for easy identification.

WALL SWITCHES FOR CEILING LIGHTS

Centrally located wall switches make turning ceiling lights on or off more convenient.

FACTORY TOUR CONTINUED

A COCOON OF INSULATION

The entire coach is literally surrounded in high density EPS block foam insulation. Each piece is precisely cut to fit between the members of the tubular steel frame then laminated into place. This insulation will never settle or sag like fiberglass blanket insulation.



VACUUM LAMINATION

All coach body panels are vacuum laminated for unequalled strength and durability. This process uses advanced adhesives and vacuum to bond the various input components into a single, inseparable unit.



ADVANCED INDUSTRIAL ADHESIVES

National RV’s lamination process uses specially formulated adhesives to permanently bond the components together into a single, inseparable piece. Computer controlled extruders precisely meter the adhesive on to the workpiece between each layer of the assembly. As the extruder passes, a fine mist of water is emitted over the adhesive as a catalyst. From this point, skilled workmen move swiftly to complete the assembly and move it into the vacuum table before the adhesive begins to cure.



FULL FEATURED INSIDE & OUT!

Walk around a Tropi-Cal and you'll discover an uncommon attention to detail even in the most remote corners of the motorhome. On the roof, find a seamless fiberglass roof skin. Open a storage compartment door and look through the cavernous storage bays, all the way to the other side. Run a hand along the sleek, molded fiberglass body panels and feel the quality that sets Tropi-Cal apart from the travel trailer derived competition.



TROPI-CAL T396

FULL GELCOAT FIBERGLASS EXTERIOR
Every Tropi-Cal motorhome is surrounded by gelcoat fiberglass—just like a boat—for long lasting quality, performance and great looks. The sidewalls, full front and rear caps, compartment doors, even the roof all have

exterior surfaces made of gleaming, durable gelcoat fiberglass. Tropi-Cal is the only motorhome in its class that has it, while others choose to cut costs by using plastic, rubber or aluminum, which are easier to damage and more expensive to maintain and repair.

FOUR HYDRAULIC LEVELING JACKS
Quickly level the coach from the comfort of the driver's seat. Some motorhomes use only three jacks to cut costs but Tropi-Cal features four hydraulic leveling jacks—one on each corner—for a firm, stable living area.

FLUSH SLIDE-OUTS
Look down the sides of other motorhomes and you'll see unsightly, high drag protrusions at the slide-out seams. Tropi-Cal's slide-outs use an ingenious recessed double bulb sealing system to provide a flush surface when closed and a water-tight seal at all times.



PASS-THROUGH STORAGE BAYS
National RV's patented all steel Duraframe® Chassis System makes huge pass-through basement storage bays possible. The Duraframe® provides unmatched coach support through a steel truss framework that is engineered to provide both strength and rigidity to the coach. The design of the Duraframe® also maximizes basement storage volume. Thick tubular steel risers lift the coach floor above the chassis frame rails for even more space and to provide pass-through functionality.


EASY UTILITIES ACCESS
Few motorhomes match the functionality and convenience found in Tropi-Cal's utilities compartment:

- Clearly labeled, easy to reach valves
- Black tank rinse system
- Pressurized water fill with regulator
- Inlet-to-pump for using non-pressurized fresh water sources and for winterizing
- Heated and insulated compartment
- Water heater bypass valve

96" DRIVING SPACE
Tropi-Cal's contoured fiberglass lower skirt effectively creates a 96" (standard width) driving space for a coach that boasts all of the living space of a 102" wide body motorhome. This narrower width close to the road makes it easier to drive and maneuver through parking lots and tight spaces without striking curbs and other obstructions with the coach's compartment doors and lower body skirt.



COMPARTMENTS



Tropi-Cal's storage compartments rival those of motorhomes costing thousands more, and far surpass any competitors in Tropi-Cal's price range.

FIBERGLASS DOORS
The industry standard is to save thousands of dollars at your expense by using cheap, plain looking flat panel compartment doors. By contrast, Tropi-Cal's compartment doors are hand made with a stylishly contoured, molded fiberglass shell. Unlike the industry standard flat panel doors, these doors curve inward closer to the road to avoid rocks, curbs and other road hazards. EPS block foam insulation is laminated into the door, which is finished with a durable stainless steel piano hinge and convenient paddle latch.

LAMINATED FLOORS
Tropi-Cal's storage compartment floors are made with the same vacuum lamination process as the sidewalls, roof and coach floor. This includes sturdy 1/4" decking and thick EPS block foam insulation. Compare Tropi-Cal's storage compartments to the industry standard rotocast plastic "tubs" that are cheaper, weaker and provide no insulation value.

GAS CHARGED STRUTS
Dual gas charged struts make loading and unloading gear a breeze. They lift the door for you, then hold it up out of your way.

PATIO AWNING
A color-coordinated electric patio awning with metal cover is standard equipment on every Tropi-Cal.



TROPI-CAL T396 • STERLING

FACTORY TOUR CONTINUED
CNC PRECISION
National RV has been at the forefront of implementing new technologies in RV manufacturing. An excellent example is the CNC router. This advanced machine uses a computer-numerically-controlled (CNC) router to precisely cut windows and other openings in the sidewalls. Routed-out pieces aren't wasted—they're further shaped into insulated, sound-deadening panels for our heated basement storage compartments.



IT'S STARTING TO LOOK LIKE A MOTORHOME
By the time the sidewall is set into place on a National RV motorhome, many man- and machine-hours as well as the best materials and methods have already contributed to creating the sturdiest and all around best-performing motorhome sidewalls available. National RV's unique method for attaching the sidewall places no shear forces on the fasteners. Rather, the weight of the sidewall rests upon a sturdy ledge of steel. Screws are used to hold the wall laterally to the edge of the coach floor, but do not bear the weight of the sidewall and roof assemblies.



LIVE & DRIVE IN ULTIMATE COMFORT

Tropi-Cal is not only built for living, its also built for driving! And for both activities, comfort is the name of the game. Your home away from home should be a place of comfort, amenities and convenience, whether you're lounging around the living room or spending a long day behind the wheel.



DUAL PANE WINDOWS STANDARD!



TROPI-CAL T396 • HERITAGE • MAPLE

FOUR SEASONS COMFORT

Tropi-Cal is designed for comfortable living all year long. The entire coach is literally surrounded by EPS block foam insulation that is laminated right into the arched roof, sidewalls and floor. Insulated storage and holding tank compartments and insulated, dual pane tinted windows are standard equipment. Controls for the powerful dual 13,500 BTU air conditioners and dual ducted 20,000 BTU furnaces are conveniently located at the central monitor panel. A powered roof vent with convenient wall mounted thermostat keeps the living area properly ventilated.



TROPI-CAL T396 • HERITAGE • MAPLE



"A Cocoon of Insulation"

FACTORY TOUR CONTINUED

HAND MOLDED FIBERGLASS

Front and rear caps, compartment doors and one-piece showers are manufactured in National RV's state-of-the-art fiberglass production facilities. Pure unfilled resins and quality glass fiber are applied, with extra reinforcement applied in critical areas.



WHITER WHITES

The gleaming high gloss gelcoat of the fiberglass components will become the beautiful exterior finish of the motorhome. Extra care is taken in the fiberglass finishing shop to buff each component to a mirror finish before sending it to the assembly line.



COCKPIT COMFORT

Melt away those highway miles in Tropi-Cal's luxurious cockpit. Kustom-Fit 6-way power adjustable seats are clad in soft-touch OptimaLeather® for unmatched comfort. On the dash, an intuitive layout of controls and instruments are clearly marked for quick identification. Adjust the electric sunvisors and heated power mirrors at the touch of a button.



ELECTRIC SUNVISOR



CERAMIC TILE ENTRY AREA

Driving Tropi-Cal is a pleasure, with an 18" tilt/telescope steering wheel, touch pad electronic transmission shifter and full air brakes with ABS.

The AM/FM/CD stereo features extra large buttons for easy tuning, and backing and parking chores are assisted by a driver-controlled rear vision system with sound.



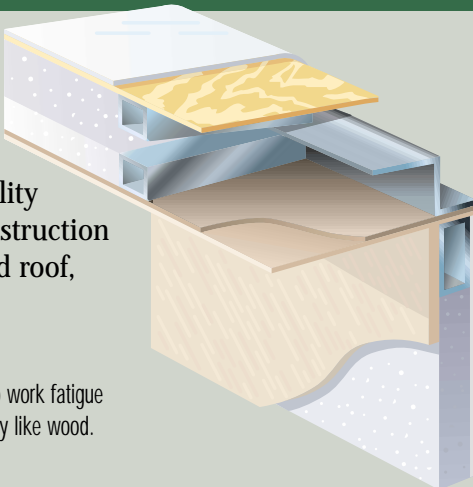
TROPI-CAL T396 • CAIRO • MAPLE

CAP PLACEMENT

Front and rear caps are fully loaded with grills, light fixtures and other components before being delivered to the assembly line. Skillful coordination of manufacturing processes are required to ensure a steady flow of components to the line from assembly areas throughout the plant. Once the caps are in place, the motorhome "shell" is complete—with the motorhome surrounded in brilliant, protective, stylishly molded fiberglass. Further up the line, windows and doors are installed as finish work continues on the coach interior and exterior.

COACH BODY CONSTRUCTION

National RV uses an advanced vacuum lamination process and the highest quality materials in the construction of the fully insulated roof, walls and floor.



TUBULAR STEEL FRAME

Stronger and less susceptible to work fatigue than aluminum and won't decay like wood.

CROWNED ROOF

The best RV roof in the business is built with arched tubular steel roof trusses. The crowned roof has radius edges for superior runoff.

FIBERGLASS ROOF SKIN

A seamless barrier against moisture; more durable and easier to maintain and repair than rubber or aluminum.

1/4" STRUCTURE-WOOD®

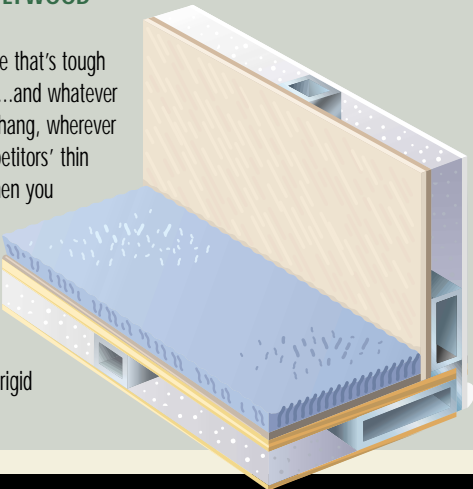
This oriented strand board (OSB) from Weyerhaeuser carries a 25 year warranty and is used for both the roof deck and interior ceiling panel.

EPS BLOCK FOAM INSULATION

Used throughout the coach in every laminated coach body component. This foam won't settle or sag like spun fiber-glass insulation. Insulation is up to 6" thick in the roof, and completely surrounds the coach living areas. It's even in the floor!

1/4" THICK MAHOGANY PLYWOOD INTERIOR WALL PANEL

A thick, firm interior wall surface that's tough enough to anchor our cabinetry...and whatever pictures or fixtures you care to hang, wherever you want to hang them. Competitors' thin interior wall surfaces "give" when you push them, revealing their weakness beneath the surface, with reinforcements built in only where necessary to attach cabinets. Our interior wall surfaces are 1/4" thick and rigid throughout!



HIGH GLOSS GELCOAT EXTERIOR

Exterior sidewall surface is made of a high gloss fiberglass gelcoat that is molded into a luan backing then vacuum laminated to the sidewall structure. The result is excellent resistance to delamination and long-lasting great looks.

A BETTER WAY TO MOUNT A SIDEWALL

The National RV sidewall is placed on top of the steel floor framework. Some manufacturers use screws to fasten the sidewall horizontally to the edge of the floor. This places the fastening screws under an enormous amount of shear force, and the sidewall—and everything above it, such as the roof—is literally being held up by a few small screws! With the National RV method, the weight of the sidewall rests on the steel framework of the floor. Which would you prefer?

TOTAL ENGINEERING

A Tropi-Cal motorhome is a complete engineered system, where each part is designed in concert with the whole to achieve maximum overall performance.

EXAMPLE

TOTAL ENGINEERING

The strength of the Duraframe® Chassis System provides rigidity to the coach body, which leads to the tighter fit of the interior cabinetry. This in turn results in fewer gaps between the cabinetry and sidewall, eliminating the use of gimp molding.


FREIGHTLINER XC SERIES CHASSIS

At the heart of Tropi-Cal is the proven Freightliner XC-Series chassis, integrated into the Duraframe Chassis System. The XC-Series chassis benefits from a distinguished heritage that combines the automotive engineering excellence of DaimlerChrysler with the innovative, heavy-duty experience of Freightliner. Combining these two philosophies results in a car-like driving experience with long-lasting quality and durability.



NEWAY AIR SUSPENSION

Tropi-Cal's full air ride suspension features the Neway AS-120 front and ADL rear suspension systems.



NEWAY

Typical air bag suspensions, having no mechanical device to control roll, must use stiffer air springs to combat roll forces. By contrast, the ADL is designed to absorb roll forces through its Transverse Beam, allowing for softer, ride-optimized air springs.

The ADL's upper torque link helps maintain a near constant pinion angle through full axle articulation and torque loads. This feature minimizes unwanted driveline vibration while helping to increase U-joint and pinion bearing life, which is especially important for short drivelines found in rear engine diesel motorhomes.

CATERPILLAR C7 TURBO DIESEL ENGINE

The Caterpillar C7 engine is engineered for power, reliability and efficiency while meeting the tough new emissions standards for diesel engines.

Displacement 7.2L
Peak horsepower 330 @ 2,400 RPM
Peak torque 860 lbs./ft. @ 1,600 RPM
Exhaust brake Pac Brake



CATERPILLAR

ALLISON MH3000 AUTOMATIC TRANSMISSION

The 6-speed MH3000 continues Allison's tradition of reliability and performance. Driving is a breeze with electronic touch pad shifting and computer controlled operation and diagnostics.



NOTE: Some components and their locations as shown in the picture differ slightly from the actual components of the Tropi-Cal motorhome. This picture is intended as a general representation of the Duraframe Chassis System and is not intended to represent actual components and their location.

THE ULTIMATE CHASSIS SYSTEM FOR MULTIPLE SLIDE-OUT MOTORHOMES!

Tropi-Cal's Duraframe® Chassis System is a marriage of National RV's patented Duraframe® all steel subfloor technology and the Freightliner® XC-Series chassis.

Other manufacturers rely on the coach sidewalls to absorb much of the stresses of traveling and carrying the coach's weight. But the multiple slide-outs of today's luxury

motorhomes blow huge holes in that strategy. That's why the

DURAFRAME® CHASSIS SYSTEM

The Duraframe® Chassis System is specifically engineered to provide the strength that today's multiple slide-out motorhomes require—all within the chassis system

Duraframe® Chassis System builds all of the strength necessary to support the coach into the chassis system itself—below the floor line and below the slide-outs.

FLUSH FLOOR SLIDE MECHANISM

Flush floor technology provides residential livability. Precise rack and pinion slide mechanisms are attached directly to the Duraframe® for superior support.

RIGID MOUNTED COMPONENTS

The LPG tank, generator and other equipment are rigidly anchored in the cold hard steel of the Duraframe® Chassis System.

Rigidly fabricated of welded tube and plate steel, the Duraframe® Chassis System provides all of the necessary structural rigidity to the coach while also enabling huge bus-like pass through basement storage bays. Open the compartment doors of a Tropi-Cal and you'll not only see a wide expanse of deep, flat-floor storage space, you'll see all the way to the other side!

ALL STEEL BULKHEAD

Combined with the tubular steel cage-like frames of the sidewalls and roof, the driver and passenger are surrounded by a safety barrier of cold hard steel.

5,000 LB. TOW HITCH

Tropi-Cal's Class III hitch is anchored directly to the all-steel Duraframe® Chassis System structure.

TUBULAR STEEL RISERS

Thick walled tubular steel risers lift the coach floor above the chassis rails to provide deep storage bays with pass-through versatility.

STEEL OUTRIGGERS

The Duraframe® Chassis System uses rigid sheet steel outriggers to provide uniform coach support from the center to the edges. Truss-like arrangement of outriggers and other steel members provides unmatched strength and rigidity to the overall motorhome.

COLD HARD STEEL



TheNewSteel

From the Duraframe® Chassis System to the steel framed coach body, National RV uses steel for EVERY structural component of the motorhome. Other manufacturers may use aluminum or wood in the same places, but none carry the strength and durability characteristics of cold hard steel.

FACTORY TOUR CONTINUED

IN THE BASEMENT

Stylishly contoured molded fiberglass compartment doors flank either side of the coach. EPS foam insulation runs throughout the basement floors, ceiling and doors. Paddle latches and gas charged struts aid in opening compartment doors with ease.



REAP WHAT WE SEW

National RV's professionally designed interior décors come to life in the upholstery shop, where bolts of opulent fabrics are transformed into richly decorated window treatments, throw pillows, bedding and more.



THE MAIN ASSEMBLY LINE

The heart of National RV's production facilities is the main assembly line. Here, a never-ending procession of motorhomes makes its way sideways through the plant on a specialized rail system. A veritable beehive of activity, the main line is where most of the coach's manufactured components are installed—name brand appliances, comfortable furnishings, interior lighting and fixtures. Near the end of the line, special UV-resistant graphics are applied and a nearly complete new motorhome emerges.



JOIN THE FAMILY

When you buy a Tropi-Cal motorhome, you become a member of the National RV family.

Through a wide variety of factory service and support benefits for owners to manufacturer support of local clubs and rallies—as well as the Islanders National RV Owners Club—National RV strives to foster a close, mutually beneficial relationship with the owners of the company's products.

GREAT WARRANTY

National RV stands behind the quality components and workmanship built into every Tropi-Cal motorhome with one of America's best RV warranties—including a 3 years/unlimited miles warranty against structural defects to the coach body and Duraframe® Chassis System. National RV covers all other factory installed components for a period of one year from the date of purchase.



ROADSIDE ASSISTANCE

National RV provides a complimentary first year of coverage by Coach Net®, America's leading provider of 24-hour emergency roadside assistance. In addition to emergency towing, Coach Net® provides free trip planning, service scheduling assistance, travel maps, coverage for your towed vehicle and much more.

FACTORY SERVICE

In addition to hundreds of trained service technicians at its dealers throughout North America, National RV operates two large Factory Service and Parts Distribution Centers, one on each coast. This ensures that the expertise and parts to fix any problem are readily available either at your local dealer or one of these centers.



PERRIS, CA SERVICE CENTER

FACTORY TOUR CONTINUED

QUALITY ASSURANCE

Of course, no National RV hits the road without first undergoing a thorough battery of quality checks. In the rain test booth, every coach is subjected to a simulated rainstorm—with all of the slideouts extended!



READY FOR DELIVERY!

Finally, quality auditors test every component of the coach for proper operation. After a thorough cleaning, the interior fabrics—carpets, seats and furniture—are covered in protective plastic to ensure delivery of a clean, tidy motorhome.



At National RV, we're fanatics for the RV lifestyle! We promote the RV lifestyle and camaraderie among our owners through the National RV Owners Club and local chapters. Membership in the Club is complimentary with your purchase of a National RV.

ISLANDERS GETAWAYS

GetAways are the highlight of National RV Owners Club membership. These well-organized events are a great opportunity to meet other RV enthusiasts. GetAways are

held throughout the year at interesting locations across the United States. Quality entertainment, great food and fun activities are all part of every GetAway. You may also seek the assistance of National RV service technicians, tour the latest National RV products and hear the latest news from company officers.

REGIONAL CLUBS

Many regional clubs cater to National RV owners in their local areas. National RV is committed to supporting these clubs through the Islander Newspaper, support for local rallies and events,

and close cooperation through the GetAways and the National RV Owners Club. To find a National RV affiliated regional owners club near you, please visit the National RV website at:

www.nationalrv.com



CUTTING THE RUG AT THE ISLANDERS GETAWAY!



ENJOY GREAT ENTERTAINMENT AT THE GETAWAYS



CHECKING OUT THE LATEST NATIONAL RVs



NATIONAL RV OWNER'S CLUB AT THE ISLANDERS GETAWAY SALINA, KS

THE ISLANDER

The Islander is published quarterly for the benefit of all National RV owners. A subscription to the Islander is included in the Islanders Club membership, which is



provided for free for the first year by National RV. Inside you'll find:

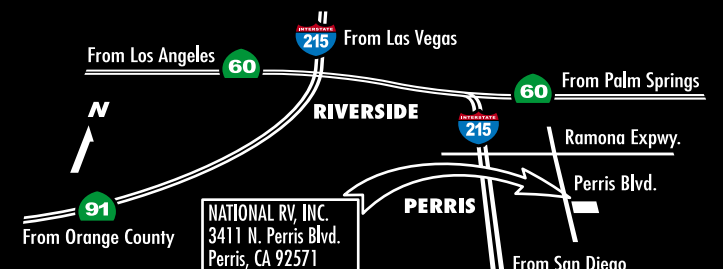
- Product Spotlights
- Tech Tips
- Events Schedules
- Company News
- GetAways
- Reader's Letters
- Interesting Destinations
- Photos and reports from past events
- Regional club info

Ask your dealer for a complimentary copy of *The Islander*!

SEEING IS BELIEVING

We invite you to come to the factory and see for yourself the quality workmanship that goes into every National RV. Here you can walk the assembly line and witness the process as raw steel, fiberglass and other components are skillfully crafted into a complete, finished motorhome.

Plant tours are conducted daily from the main entrance of our manufacturing facilities at 3411 N. Perris Boulevard in sunny Perris, California.



EXTERIOR & INTERIOR COLOR CHOICES

STANDARD EDITIONS

EXTERIOR VINYL GRAPHICS



STANDARD EXTERIOR VINYL GRAPHICS

INTERIOR DECOR FABRICS



TAHITI

CABINETY WOODS



MAPLE • STANDARD WOOD

NOTE: All non-Special Edition exterior graphics, interior décors and cabinetry woods are available independent of one another, and may be mixed to suit any taste. For the Special Editions (see below), the Sterling and Heritage Edition packages determine the interior decor, exterior color and optional cabinetry woods, which can not be mixed between packages.



CAIRO



CHERRY • OPTIONAL WOOD

SPECIAL EDITIONS

EXTERIOR PAINT AND VINYL GRAPHICS




HERITAGE EXTERIOR GRAPHICS

INTERIOR DECOR FABRICS



HERITAGE



MAPLE
STD FOR HERITAGE



CHERRY
OPT FOR HERITAGE



Sterling Package also includes stainless steel appliances, cabinetry hardware, shower surround and other fixtures. See Specification Sheet for details.



STERLING EXTERIOR GRAPHICS



STERLING



MAPLE
STD FOR STERLING



WALNUT
OPT FOR STERLING

NATIONAL R.V., INC.

3411 N. Perris Boulevard
Perris, California 92571
(800) 260-8527 • Fax (909) 943-8498

www.nationalrv.com

©2003 National R.V., Inc. Due to continuing product improvements, colors, specifications and equipment are subject to change without notice. FEB04

YOUR AUTHORIZED TROPICAL DEALER IS: