

2015 AMERICAN EAGLE

2015
AMERICAN EAGLE®



American Coach®
DRIVING YOUR PASSION



DRIVING YOUR PASSION


INTEGRITY. REPUTATION. COMMITMENT.

At American Coach®, these are more than just words. They're the principles upon which we build every motorcoach, every day.



We believe that every luxury motorcoach owner deserves an extraordinary journey, which is why the American Coach story begins long before you step inside or get behind the wheel. It begins with innovative engineering, cutting-edge construction techniques and a meticulous attention to detail. But a beautiful, distinctive design is only the beginning. Through our expert service team and dedicated nationwide dealer network, we've earned an unsurpassed level of customer loyalty.

We're with you at every turn, every time, year after year. Your dreams are limitless, and so is our commitment to every American Coach owner. We're more than a luxury motorcoach manufacturer. We're a partner in the pursuit of your passion.



THE 2015 AMERICAN EAGLE

The 2015 American Eagle rises above with luxurious details that envelop you in comforting jubilation. Exquisite woodwork, gorgeous décor accents and top-of-the-line home theater and audio system will make your heart skip a beat—and make any adventure more thrilling and enjoyable.

TOP FEATURES

- Memory Driver Seat
- Three Powerful Engine Choices from Cummins® & Detroit Diesel
- Quiet Air Conditioning System with Decorative Plenum
- Silverleaf® Chassis Monitoring System
- Sony® LED TVs
- Dual Air & Hydraulic Leveling System
- Villa® Ultraleather™ Furniture
- Roof-Mounted Girard Nova Awnings with LED Lights
- Avionics Entry Door with Pneumatic Air Latches
- Power Driver Window



AMERICAN EAGLE 45A shown in Pacific Royale interior décor and Rich Caramel wood cabinetry





IMMERSE YOURSELF
IN ABSOLUTE ELEGANCE.



Inside the American Eagle, breathtaking finishes and beautiful lush fabrics surprise and delight. From the instant you step inside, you realize that the journey is going to be the destination, no matter where the road takes you.



EXTERIOR / INTERIOR DÉCOR

BLACK GALAXY



CORAL GABLES



PACIFIC ROYALE



Cinnabar





Rich Caramel



Chestnut

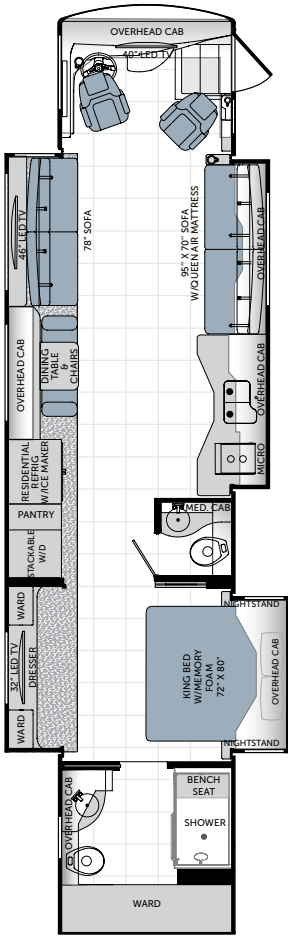
“Build Your Own” at AmericanCoach.com
or with the iPad® app.



Toffee

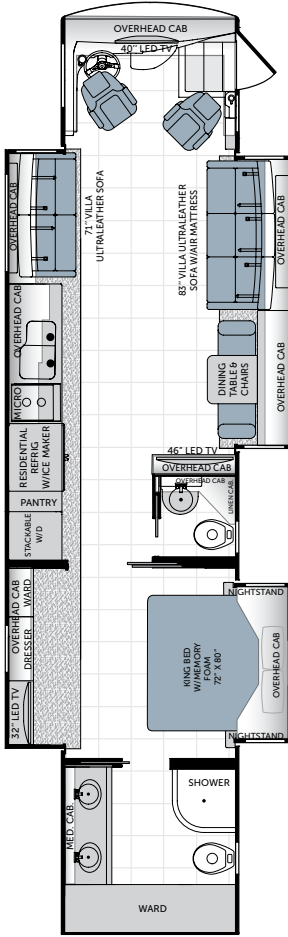


FLOOR PLANS



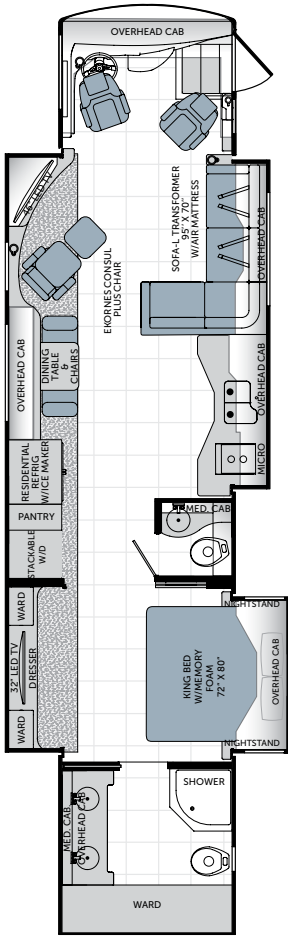
45A

Available options: 091,
107, 126, 129, 856



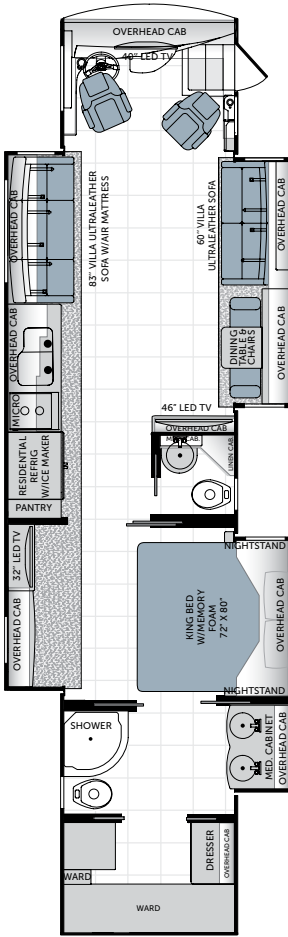
45B

Available options: 091,
107, 126, 129, 197, 205,
828, 856, 881



45N

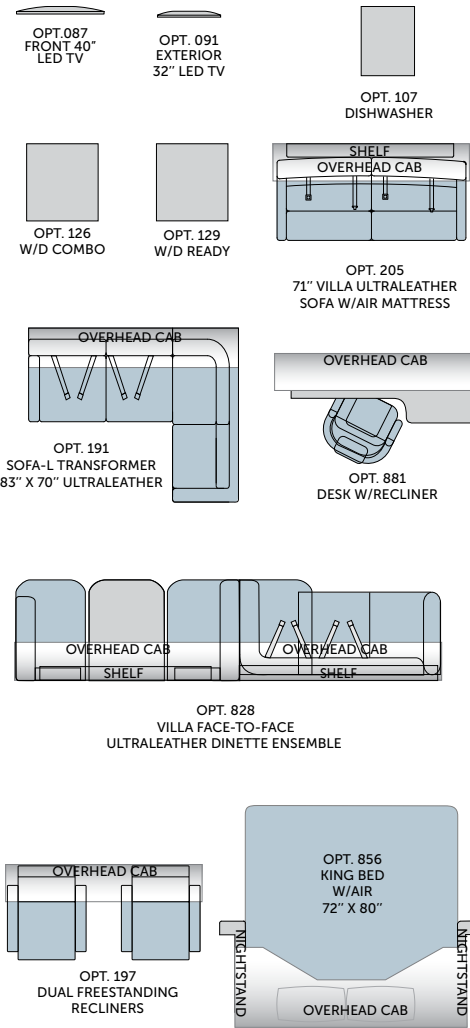
Available options: 087,
091, 107, 126, 129, 856



45T

Available options: 091,
107, 126, 129, 191, 828,
856

OPTIONS



[†]Interior décors and/or woods may be subject to change.
Printed fabric samples are representations of actual fabrics and may be limited due to standard printing technology.

STANDARD & OPTIONAL FEATURES | INTERIOR



DRIVER CONVENIENCE	
- Adjustable Brake & Throttle Pedals	- Powered Windshield Privacy Blinds & Shades
- Auxiliary Fog Lamps	- Pressure Pro® Active Tire Pressure Monitoring System
- Auxiliary Start Switch	- SGM Dash Climate Control System
- Chrome, Heated Side-View Mirrors w/Remote Adjustment & Turn Signal Indicators, Side Vision Cameras Integrated Into Mirrors	- Silverleaf® Chassis Monitoring System
- Compass & Exterior Temperature Gauge	- Smart Wheel w/Leather & Burl Wood Trim w/Manual Tilt, Tip, Telescope
- Dual-Dash Monitor Design	- Tag Axle Dump Switch
- Driver & Passenger LED Reading Lights	- Top-Mounted Intermittent Windshield Wiper System w/Wet Arm
- Hadley® Air Horns	- Villa® 8-Way Power Driver Seat w/Heat, Massage, Power Lumbar & Adjustable Arms (Ultraleather™)
- Halogen Head Lamps	- Villa 8-Way Power Passenger Seat w/Heat, Massage, Power Lumbar, Adjustable Arms & Electric Footrest (Ultraleather)
- Hardwood Dash Cabinetry w/Solid-Surface Top & Storage Drawers	- Villa 8-Way Power Passenger Seat w/Heat, Massage, Power Lumbar, Adjustable Arms & Electric Footrest (Ultraleather)
- I.C.C. Light Switch	- Multiple Auxiliary 12-Volt Dash Receptacles
- Keyless Entry Door Access w/Key Fob	- Memory Driver's Seat
- Low-Profile, Automotive-Style Dash Instrumentation, Backlit Gauges & Switches	- One-Piece Windshield Bonded to Steel
- Multi-Auxiliary 12-Volt Dash Receptacles	- Power Driver Window

Electronics

- Color Camera Monitor w/One-Way Audio
- Sony Rear-View Camera
- Xite® Touch Screen Dash Radio w/GPS Navigation & Sirius® Satellite Radio (Subscription Required)

GENERAL AMENITIES	
- 30" Deep Slide-Outs (45B, 45T)	- Polished Porcelain Tile Floor
- Decorative Ceiling Trim	- 12V LED Ceiling & Task Lighting
- Hardwood Window Treatments	- Solid-Surface Entry-Step w/LED Accent Lights & Storage
- Wood-Trimmed Fan-Tastic® Rain Sensor, Power Roof Vents w/3-Speed Fan (3)	- Pop-Up Outlet at Dinette Countertop w/ USB Outlets
- Flush Bolt Latch Hardware on Pocket Doors	- Aqua-Hot® 56,000 Btu/h Continuous, Tankless Hot Water System
- Interior MultiPlex Power Management System	
- Lined Cabinet Interiors	
- Premium Hardwood Cabinet Doors	
- Premium Hardwood Face-Framed Cabinetry & Moldings	

Optional

- Canadian Standards Build
- Custom Interior Request
- Factory V.I.P. Delivery

LIVING AREA

- Central Vacuum System
- Centralized Command Center
- Day/Night Pleated Shades
- Hardwood Front TV Overhead Cabinetry
- Large Passenger Window
- Lighted Step Well Area w/Power Cover

Electronics

- Sony® Blu-ray® DVD w/Wi-Fi
- Sony Home Theater System w/Bose® Acoustimass® Speakers

GALLEY	
- Adjustable Shelves	- Appliances
- Countertop Decorative Edge Treatment	- Flush-Mount Electric 2-Burner Induction Cooktop
- High-Rise Galley Faucet w/Pullout Sprayer	- GE® Advantium® Convection Microwave Oven
- Polished Solid-Surface Countertop & Flush Sink Covers	- French Door Refrigerator w/Icemaker In Door
- Decorative Backsplash	
- Roller Bearing Full-Extension Drawer Guides	
- Solid Hardwood Drawer Fronts	
- Solid-Surface Under-Mount Double-Bowl Sink	

Appliances

- Flush-Mount Electric 2-Burner Induction Cooktop
- GE® Advantium® Convection Microwave Oven
- French Door Refrigerator w/Icemaker In Door

Optional

- Dishwasher Drawer w/Cabinet Wood Front
- Insta-Hot Hot Water Dispenser

PLUMBING/ELECTRICAL

- Aqua-Hot® 450D Multi-Zone Hydronic Heating System
- Energy Management System (50 Amp)
- Heat Pump on Rear AC Unit
- Heated Water & Holding Tank Compartments
- Holding Tank San-T-Flush™ System
- Inverter and Battery Monitor
- Multi-Point Water Pump Switching
- PEX Plumbing System
- SensaTank™ Level Monitoring System (Interior and Exterior Monitor)
- Surge Guard™ Electrical System Protection
- Three 15.0M Low-Profile Roof Air Conditioners
- Whole Coach Water Filtration System
- Waste Away Sewer Hose Manager
- Variable-Speed Water Pump

Optional

- Heated Full Tile Floor
- Waste Management System (Macerator) (Deletes Sewer Hose Manager)

BEDROOM	
- Exclusive Serenity Series King Mattress w/Signature Memory Foam	- Remote Generator Start Switch
- Cedar-Lined Wardrobe	- Shoe Storage Rear Wardrobe
- Full-Length Rear Wardrobe	
- Hardwood 6-Panel Doors	
- Hardwood Framed Headboard w/Padded Fabric Accent	
- Key-Actuated Hidden Safe	
- Lift-Up Bed w/Under-Bed Storage	
- Overhead Cabinetry Above Bed	
- Polished Solid-Surface Counter & Nightstand Tops	
- Recessed Bedroom Ceiling Fan	

Electronics/Appliances

- Sony® 32" LED HDTV
- Sony Blu-ray® DVD Player
- Stacked Washer/Dryer

Optional

- King Air Mattress w/2 Remotes
- Combination Washer/Dryer
- Washer/Dryer Ready w/Shelves

BATHROOM

- Glass-Style Decorative Shower Enclosure
- LED Floor Lights
- Polished Solid-Surface Countertop & Sink w/ Faucet
- Decorative Backsplash
- Tecma® Silence Plus 2-Button Porcelain Vacuum Flush Toilets (2)
- Full Tile Spa Shower (45A)
- Residential Hand-Held Shower Head
- Skylight in Shower
- Solid-Surface Shower Pan
- Solid-Surface Shower Surround w/Decorative Inlay
- Manual Double Roller Shades

FURNITURE	
- Decorative Dinette & Folding Guest Chairs (N/A w/Face-to-Face Dinette Options)	- Optional
- Dinette w/Deep-Base Cabinet Storage, File Storage & Slide-Out Laptop Tray	- Villa Ultraleather Expanding L-Sofa (45T)
- Polished Solid-Surface Dinette Table w/Slide-Out Extension	- Villa Ultraleather Dinette Face-to-Face Dinette Ensemble (45B, 45T)
- Villa® Ultraleather™ Sofa Bed w/Air Mattress	- Villa Ultraleather Dual Recliners (45B)
- Villa Ultraleather Desk w/Recliner & Ottoman (45B)	- Villa Ultraleather Sofa Bed w/Air Mattress (w/Ensemble, 45B)

SAFETY

- 3-Point Integrated Seat Belts at Driver & Passenger Seats
- Carbon Monoxide (CO) Detector
- Daytime Running Lights
- Emergency Egress Window
- Fire Extinguisher
- Lighted Exterior Grab Handle
- Momentary Courtesy Lighting at Entry and Passenger Area
- Side Docking Lamps
- Side Turn Signal Indicators
- Smoke Detector/Alarm
- Scare Lights

STANDARD & OPTIONAL FEATURES | EXTERIOR

GENERAL AMENITIES	
- Air Inflation Hose w/Fittings	- Power Luggage Door Locks (Select Doors) w/Remote Key Fob
- Battery Disconnect Switches for House & Chassis	- Roof-Mounted Engine Air Intake
- Brushed Stainless Kick Plate Under Entry Door	- Solar Charging Panel (95w)
- Convenience Light in Utility Compartment	- Spray Wand w/Soap Dispenser & Paper Towel Holder
- Protective Front Mask	- Strut-Assisted Side-Hinged Luggage Doors
- Pure Sine Wave Inverter/Chargers (2800w)	- Windshield Washer 1.5-Gallon Reservoir
- Electrical Outlets in Luggage Compartments	- Aqua-Hot® 10,000 Btu/h Engine Preheating
- Fresh Water Hose (25')	
- Full-Width Rear Rock Guard w/Stainless Logo Panel	
- Integrated Rear Upper Fiberglass Wing Deflector	
- Keyless Entry Touch Pad/Entry Handle Integrated	
- Large Rear Engine Access Door w/Lift Assist Struts	
- Maintenance-Free (8) Absorbed Glass Mat 6-Volt Batteries (Group GC2)	
- Cummins Onan® 10.0 kW Quiet Diesel Generator on Power Slide-Out w/Automatic Start	
- "One Key" System (Luggage & Entry Doors)	
- Power Cord Reel (50 Amp)	
- Power Bus-Style Double Entry Step	

- Power Luggage Door Locks (Select Doors) w/Remote Key Fob
- Roof-Mounted Engine Air Intake
- Solar Charging Panel (95w)
- Spray Wand w/Soap Dispenser & Paper Towel Holder
- Strut-Assisted Side-Hinged Luggage Doors
- Windshield Washer 1.5-Gallon Reservoir
- Aqua-Hot® 10,000 Btu/h Engine Preheating

Optional

- 1st Full Bay 36" & 54" Slide Tray
- 1st Full Bay 90" Slide Tray
- 2nd Full Bay 36" & 54" Slide Tray
- 2nd Full Bay 90" Slide Tray
- Custom Exterior Paint Color Request
- Exterior Sidewall TV (Sony® 32" LED HDTV & Sony AM/FM/CD/DVD)
- Power Cord Remote (Key Fob)
- Power Water Hose Reel
- Two-Piece Aluminum Rear Ladder

AWNINGS/WINDOWS/DOORS

- 30" Avionics Entry Door w/Deadbolt & Pneumatic Air Latches
- Entry Screen Door w/Logo Kick Plate
- Frameless Flush Mount Windows
- Girard Window Awnings (Roadside)
- Powered Entry Door Awning
- Roof-Mounted Girard Nova 2-stage Power Awnings (2) w/Wind Sensor System/LED Lights
- Slide-Out Topper Awnings

CONSTRUCTION	
- 5-Layer Flooring w/3" Bead Foam Insulation	- Heated Water and Holding Tank Compartments
- 6-Layer Radius Roof w/Bead Foam Insulation	- Interlocking Aluminum Roof/Sidewall/Floor Connections
- Aluminum-Framed Wall Construction	- Insulated Aluminum Framed & Paneled Luggage Compartment Doors
- Central Electrical Panel for 120V/12V AC/DC	- One-Piece Molded Fiberglass Roof w/Radius Corners & Seamless Transition to Caps
- Dense Bead Foam Insulation Throughout	- Pebble-Finished Fiberglass Basement Lining
- Axalta™ Automotive Full Body Paint w/Sand & Buff High-Gloss Finish	- Steel Construction on Front Bulkhead
- Fiberglass Front and Rear Quarter Panels	- Sound Absorption Material Front, Rear & Engine
- Full Fiberglass Front & Rear Caps	- Vacu-bond® Sidewall, Roof, Floor & Rear Wall
- Gel Coat Fiberglass Exterior Sidewalls w/No Wood Substrate	

LIBERTY® CHASSIS

- Aluminum Wheels (6)
- Anti-Lock Brake System (ABS)
- Automatic 4-Point Dual (Air & Hydraulic) Leveling System
- Automatic Traction Control
- Custom-Tuned Sachs® Shocks
- Dual-Fuel Fill Doors – Locking
- Electro-Coated Heavy-Duty Steel Bridge Structure
- Engine Block Heater
- Full Air Brakes w/Automatic Slack Adjusters
- Neway® Air Ride Suspension
- Side Radiator Configuration
- Two 1900 CCA Maintenance-Free Chassis Batteries
- ZF® Independent Front Suspension w/60-Degree Steering Angle





WEIGHTS & MEASURES

WEIGHTS

CHASSIS — LIBERTY®				
Model	45A	45B	45N	45T
GVWR (lbs) ¹	51,000	51,000	51,000	51,000
Front GAWR (lbs) ²	17,000	17,000	17,000	17,000
Rear GAWR (lbs) ²	20,000	20,000	20,000	20,000
Tag Axle GAWR (lbs) ²	14,000	14,000	14,000	14,000
GCWR (lbs) ³	66,000	66,000	66,000	66,000
Hitch Rating Weight (lbs) ^{††}	15,000	15,000	15,000	15,000
Tongue Weight (lbs) [†]	1,500	1,500	1,500	1,500
Fuel Capacity (gal)	150	150	150	150

CHASSIS – Liberty 500
MODEL: Freightliner® SLM Series
ENGINE: Detroit® 12.8L DD13 w/3-Stage Engine Brake
TORQUE: 1,650 lb-ft @ 1,200 RPM
HORSEPOWER: 500 HP
TRANSMISSION: Allison® 4000 MH, 6-Speed w/Electronic Shifter
ALTERNATOR: 200-Amp Leece-Neville
FRONT TIRES: 315/80R 22.5 Michelin® Radial (2)
REAR TIRES: 315/80R 22.5 Michelin Radial (6)

CHASSIS – Liberty 500
MODEL: Freightliner® SLM Series
ENGINE: Cummins® ISX12 w/3-Stage Engine Brake
TORQUE: 1,645 lb-ft @ 1,200 RPM
HORSEPOWER: 500 HP
TRANSMISSION: Allison® 4000 MH, 6-Speed w/Electronic Shifter
ALTERNATOR: 270-Amp Leece-Neville
FRONT TIRES: 315/80R 22.5 Michelin® Radial (2)
REAR TIRES: 315/80R 22.5 Michelin Radial (6)

CHASSIS – Liberty 600
MODEL: Freightliner® SLM Series
ENGINE: Cummins® ISX15 w/3-Stage Engine Brake
TORQUE: 1,950 lb-ft @ 1,200 RPM
HORSEPOWER: 600 HP
TRANSMISSION: Allison® 4000 MH, 6-Speed w/Electronic Shifter
ALTERNATOR: 270-Amp Leece-Neville
FRONT TIRES: 315/80R 22.5 Michelin® Radial (2)
REAR TIRES: 315/80R 22.5 Michelin Radial (6)

DIMENSIONS & CAPACITIES

MODEL	45A	45B	45N	45T
Wheelbase (inches)	302"	302"	302"	302"
Overall Length ⁴	44'-11.5"	44'-11.5"	44'-11.5"	44'-11.5"
Overall Height (with A/C)	12'-11"	12'-11"	12'-11"	12'-11"
Overall Width (maximum) ^{5, 6}	102"	102"	102"	102"
Interior Height (maximum)	84"	84"	84"	84"
Interior Width (maximum)	96"	96"	96"	96"
Fresh Water Holding Tank (gal)	100	100	100	100
Grey Water Holding Tank (gal)	60	60	60	60
Black Water Holding Tank (gal)	40	40	40	40

IMPORTANT — PLEASE READ: Product information, photography and illustrations included in this publication were as accurate as possible at the time of printing. For further product information and changes, please visit our website at www.AmericanCoach.com or contact your local American Coach dealer. Prices, materials, design and specifications are subject to change without notice. All weights, fuel, liquid capacities and dimensions are approximate. American Coach has designed its recreational vehicles to provide a variety of uses for its customers. Each vehicle features optimal seating, sleeping, storage and fluid capacities. The user is responsible for selecting the proper combination of loads (i.e., occupants, equipment, fluids, cargo, etc.) to ensure that the vehicle's capacities are not exceeded.

- GVWR (Gross Vehicle Weight Rating) is the maximum permissible weight of this fully loaded motor home. The GVWR is equal to or greater than the sum of the (UVW) unloaded vehicle weight plus the (OCCC) occupant cargo-carrying capacity*.
 - GAWR (Gross Axle Weight Rating) is the maximum permissible loaded weight a specific axle is designed to carry.
 - GCWR (Gross Combined Weight Rating) is the value specified by the motor home manufacturer as the maximum allowable loaded weight of this motor home with its towed vehicle. Towing and braking capacities may be different. Refer to American Coach and chassis manufacturer's manuals for complete information.
 - Length measured from front bumper to rear bumper (excludes accessories).
 - Excludes safety equipment and awnings.
 - Motor homes feature a body width over 96" which will restrict your access to certain roads. Before purchasing, you should research any state and/or province road laws which may affect your usage.
N/A = Not Applicable
- [†] The chassis manufacturer recommends the installation of a supplemental brake control system to activate the brakes on the vehicle or trailer you are towing. Hitch receiver ratings expressed are maximum for the hitch receiver installed and may require the purchase of additional equipment that is dependant on the weight of the towed load. Consult with hitch receiver manufacturer for further information.

- ^{††} The Minimum Towable Load of this vehicle is the available weight capacity, up to GCWR, when the coach is fully loaded to maximum GVWR. However, if the coach is loaded to something less than maximum GVWR, that extra available weight capacity can be added to your Towable Load. For example, if your coach is loaded to 1,000 lbs less than maximum GVWR, your Towable Load increases accordingly. Do not exceed the hitch rating weight, GVWR or GCWR.
- * UVW and OCCC are found on the label containing the federal certification tag in each RV.
- ** All 2015 American Coach motor homes include a 1-year American Coach Premier Roadside Assistance membership. For complete info, see your American Coach dealer.
- CONTACT:** To locate a dealer near you, visit our website at www.AmericanCoach.com or call 1-800-322-8216. We can also be contacted at American Coach Customer Care, P.O. Box 31, Decatur, IN 46733.

THE AMERICAN COACH DIFFERENCE



American Coach has partnered with Freightliner Custom Chassis Corporation (FCCC) to provide an integrated engineering chassis solution for the exclusive Liberty® Chassis design—durable and dependable with an impressive warranty and the smoothest ride in the industry.

SUPERIOR INNOVATION

The American Coach manufacturing process incorporates expert engineering, cutting-edge technology and industry-leading construction techniques.

- Vacu-bonded® floors, sidewalls and roof
- Interlocking aluminum construction
- DuPont® ChromaSystem™ full-body exterior paint

TRUSTED SUPPORT

From the first time you step inside your coach—and for many years to come—our service and support team is here to guarantee a smoother, safer, more satisfying ownership experience.

- American Coach Premium Roadside Assistance
- Nationwide network of luxury motorcoach dealers
- Dedicated factory support exclusively for American Coach owners



RELIABLE REPUTATION

In a marketplace full of imitators, the American Coach reputation speaks for itself.

- Industry-leading engineering and construction
- Industry-leading service and support
- Recognition and respect from customers
- Highest resale values
- Most satisfied repeat buyers

THE AMERICAN COACH DIFFERENCE

EXCEPTIONAL DISTINCTION

At American Coach, we believe that your motorcoach is an exuberant declaration of success. That’s why we strive every day to provide the best service, the most personal support, the highest-quality materials and the most distinctive designs in the RV industry.

We outfit each coach with state-of-the-art, name-brand technology, sophisticated accessories and engineered components. Our luxury motorcoaches do more than help you make memories—they help you make a statement, no matter where your travels take you.



Visit *AmericanCoach.com* and
look for American Coach iPad®
apps available through iTunes.





American Coach®
DRIVING YOUR PASSION

ALLIED RECREATION GROUP





2015 AMERICAN REVOLUTION	2015 AMERICAN TRADITION	2015 AMERICAN EAGLE	2015 AMERICAN HERITAGE
-----------------------------	----------------------------	------------------------	---------------------------