



SUT

2005 TRAILERS, SIGNS & ADVENTURES.



349 SUT model shown.

IT'S LIKE A LITTLE HOUSE ON THE PRAIRIE WITH AN ATTACHED GARAGE.



Actually, it's a big house. And in addition to the roomy interior and quality materials, it has all the comforts of home—including running water, heating, and cooling. Our Sport Utility Trailers come with the famous Lite Aluminum Superstructure along with a fully loaded living area, and a convenient storage area we like to think of as a garage. Whether your idea of excitement is golf or ATVing, the adventurous types in the family can now take their toys on the road without sacrificing quality and comfort.



Optional overhead bunk loft shown.



Cargo area with overhead cabinets.



349 SUT model shown.



30 AMP POWER CORD
This removable, marine-style 30 AMP power cord is handy and comes as a standard feature on all SUT models.



FUEL FILL COMPARTMENT
Take along the gas for your hobby vehicles. Shown is the fill nozzle and 27 gallon fuel reservoir option.




LARGE CARGO AREA
For ATV enthusiasts, this big cargo area not only holds your vehicles, but has plenty of overhead storage as well.



RADIUS SHOWER OPTION
Our spacious showers come with a vent and light inside and feature a one-piece shower design (on select models).



QUAD ENTRY STEPS
They are easy to pull out and put away, but best of all, they make entering and exiting your RV a simple task.



EASY SATISFYING SAFE ADVENTUROUS FUN



ACTUALLY, OUR LITE ALUMINUM SUPERSTRUCTURE CAME FIRST.

We set our standards high, and so should you. That's why we created and developed the famous Lite Aluminum Superstructure. This ultra-light structure means a smoother ride, less gas consumption, and a stronger body. By the looks of other brands, it's clear that they thought our idea was pretty good, too. Of course, if you look closer, you'll see they use far less aluminum and structural support. We pioneered the Superstructure over 10 years ago because we care about quality. And the first is still the best.






CONSTRUCTION HIGHLIGHTS

- Lite Aluminum Superstructure (Best in the Market)
- Thick Box/Tube Steel Frame Chassis for Strength
- 16" Deep Central Frames are Beefiest in the Industry
- 5/8" Tongue-And-Groove Ext.-Grade Plywood Floors
- Congoleum® Residential Vinyl Floor Covering
- Nylon Carpeting (FHA Approved) with Rebond Pad
- Tapered Aluminum Truss-Type Roof Rafters (16" O/C)
- Exterior-Grade Plywood Roof Decking
- R-7 Fiberglass Floor/Walls and R-11 Roof Insulation
- Fome-Cor® Insulation (N/A Gel-Coat Exterior Sidewalls)
- Enclosed, Insulated and Heated Fresh Water Tanks
- Enclosed Underbelly for Less Road Debris and Dust
- Below-Floor Water Tanks for More Inside Storage
- Solid Oak-Framed Cabinet Doors and Drawer Fronts
- Cabinet Faces Feature Screwed-Together Construction
- Oak-Edged Formica Countertops in Kitchen and Bath
- One-Piece Fiberglass Tub and Shower Surround
- 30-Amp Electrical Service w/Detachable Power Cord
- Dometic® 13,500 BTU Ducted Air Conditioner
- MOR/ryde® IRE Suspension for the Best Ride Available
- Dexter® Nev-R-Lube Axles with Sealed Bearings



SUMMER SAGE



NUTMEG



MOR/ryde® IRE SUSPENSION
SUT models come with quality MOR/ryde IRE suspensions. This makes for smoother riding and easier towing.



SEALED BEARINGS
Our Dexter® Nev-R-Lube axles feature sealed-bearings so you'll have no maintenance hassles and more time to roam.



INSULATED/HEATED TANKS
Some brands make claims that they insulate their holding tanks, but they don't heat and insulate the valves. We do!



ENCLOSED UNDERBELLY
Beyond easy access to dump valves and such, you'll notice a standard enclosed underbelly. It keeps dust and debris out.



BUILT RIGHT
SUT models are built on our Lite Aluminum Superstructure framing. That's what's made us famous over the years.



ALMOND



VINYL FLOORING
This Congoleum residential grade vinyl flooring is made to last longer. It is also our standard vinyl floor.




WOOD-LOOK FLOORING
The optional, upgraded wood-look flooring is made from a heavy vinyl. It looks just like wood, but it's ultra-durable.



TILE-LOOK FLOORING
A ceramic-look vinyl flooring upgrade is also optional. Give your SUT the look of a fine home with this popular option.



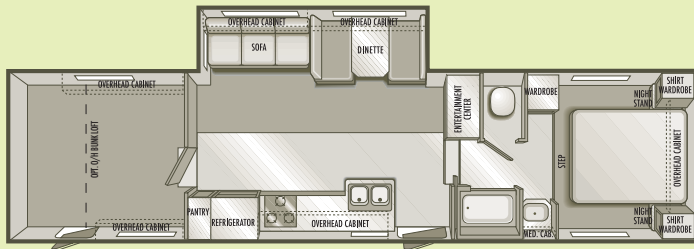
OUR WARRANTY
A 2-year limited warranty covers trailer's workmanship and parts. OEM items come with their own warranties and coverage periods.



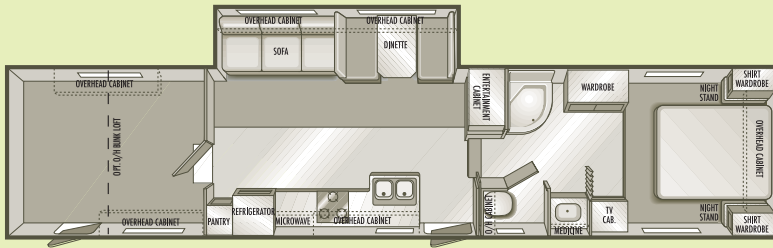
SOLID FOUNDATION
Plush, 25-ounce carpet & pad; residential vinyl; 5/8" tongue-and-groove ext.-grade plywood; insulation; poly weather barrier.



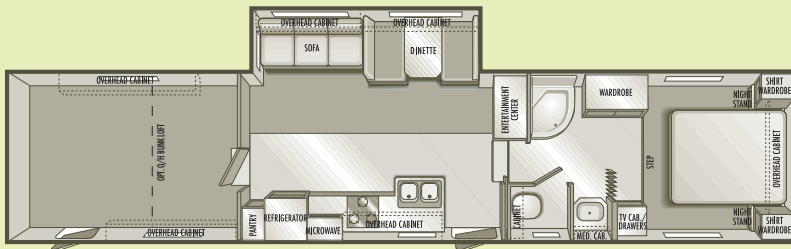
BLUE GRANITE



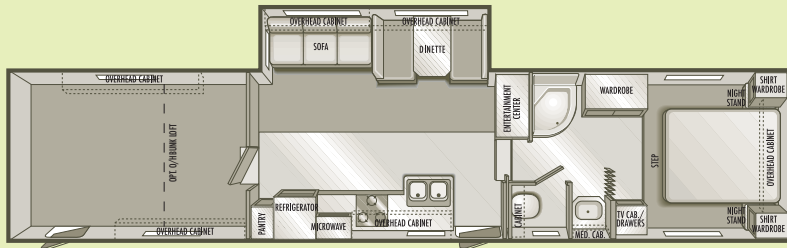
349-SUT
Available
with Options:
F and V



391-SUT
Available
with Options:
D, E, F, KB
and L1

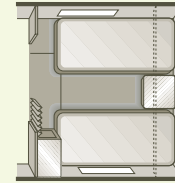


412-SUT
Available
with Options:
D, E, F, KB
and L1

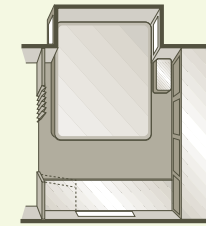


434-SUT
Available
with Options:
D, E and F

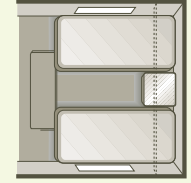
FLOORPLANS BY MODEL AND FLOORPLAN OPTIONS



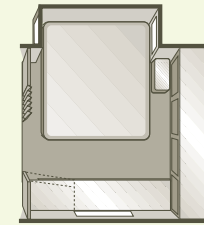
OPTION D



OPTION L1



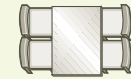
OPTION V



OPTION KB



OPTION E
Shower



OPTION F

SPECIFICATIONS

	349-SUT	391-SUT	412-SUT	434-SUT
EXTERIOR LENGTH*	35'- 1"	39'- 7"	41'- 7"	43'- 1"
EXTERIOR HEIGHT**	12'- 6"	12'- 6"	12'- 6"	12'- 6"
EXTERIOR WIDTH	8'- 2.5"	8'- 2.5"	8'- 2.5"	8'- 2.5"
INTERIOR HEIGHT	7'- 5"	7'- 5"	7'- 5"	7'- 5"
GARAGE LENGTH	9'	10'	12'	13' 6"
DRY HITCH WEIGHT***	2386	2775	2800	3117
DRY GROSS WEIGHT***	11,543	12,403	12,627	13,106
GVWR	18,000	18,000	18,000	18,000
CARRYING CAPACITY	6457	5597	5373	4894
AXLES	Triple	Triple	Triple	Triple
TIRE SIZE	ST235/80R16D	ST235/80R16D	ST235/80R16D	ST235/80R16D
HITCH HEIGHT	46"	46"	46"	46"
AWNING SIZE	19'	19'	19'	19'
FURNACE SIZE	35M BTU	35M BTU	35M BTU	35M BTU
DOMETIC GAS/EL. REFER.	Double Door	Double Door	Double Door	Double Door
FRESH WATER CAPACITY	60	104	104	104
BLACK WATER TANK CAP.	50	50	50	50
GRAY WATER TANK CAP.	90	90	90	90
SLEEPING	6	6	6	6

* Measured from center of king pin to rear bumper ** Includes air conditioner on roof *** Does not include optional equipment

STANDARD FEATURES & OPTIONAL EQUIPMENT

CONSTRUCTION

All-Aluminum Bonded Superstructure	S
Tube Steel Chassis	S
5/8" Tongue-And-Groove Exterior-Grade Plywood Floors	S
Spray-On Liner on Garage Floor and Baseboard	S
3/4" Plywood on Garage Floor	S
Floor Bonded and Screwed to Aluminum Floor Joist	S
Tapered Aluminum Truss-Type Roof Rafters on 16" Centers	S
1/2" Exterior-Grade Plywood Roof Decking	S
R-7 Fiberglass Insulation in Floor and Walls and R-11 in Roof	S
Fome-Cor® Insulation Board (N/A on Gel-Coat Fiberglass Sidewalls)	S

INTERIOR

Congoleum® Residential Grade Floor Covering	S
Wood-Look Vinyl Floor Upgrade	O
Ceramic-Look Vinyl Floor Upgrade	O
Nylon Carpeting (FHA Approved) w/Rebond Pad	S
Oak-Edged Counter and Cabinet Tops	S
Mini Blinds	S
Color Coordinated Day/Night Shades (Available on Any or All Windows)	O
Solid, Oak-Framed Cabinet Doors and Drawer Fronts	S
Fifth Wheel Slide Rooms with 6'-3" Headroom	S
Laundry Chute with Clothes Basket (N/A 349)	S
Below Floor Water Tanks for More Inside Storage	S
All Cabinet Faces Feature Screwed-Together Construction	S
Deluxe Interior Upgrade Package Includes: Solid Oak Framing on Cabinet Fronts, Corian® Countertops, Stainless Steel Look Appliances, and Fluorescent Lighting	O

KITCHEN

Large Acrylic Double Sink with Cover	S
Single-Lever Faucet with Pullout Sprayer on Kitchen Sink	S
Dometic® Double-Door Refrigerator	S
Dometic Large Double-Door Refrigerator	O
Ice Maker in Large Refrigerator (N/A in Kitchen Slide Units)	O
Raised Oak Refrigerator Door Panels	S
Microwave Oven	S
Three-Burner Range and Oven with Piezo® Ignition	S
Water Filter at Kitchen Sink w/Separate Faucet	O
Oak Table and 4 Chairs	O
Waste Basket (Pull-Out on Most Models)	S

Roof Vent	S
Fantastic® Fan with Rain Sensor or Create-A-Breeze® Fan	O

LIVING ROOM

Sofa Bed	S
Hide-A-Bed	O
Oak End Table	O
Ceiling Fan	O
Overhead Cabinets in Main Slide Room	S
Lambrequin Window Treatments in Living Room	S
Wallpaper Border	S

BATHROOM

Acrylic Bathroom Lavatory Sink	S
Single Lever Faucet on Lavatory Sink	S
Thetford® Foot-Flush Toilet	S
SeaLand® Porcelain Toilet Upgrade	O
Create-A-Breeze Power Roof Vent	S
Skylight in Tub/Shower	O
Radius Tub (N/A on 349)	S
Shower Curtain (N/A with Radius Tub/Shower Options)	S
Glass Tub/Shower Door (Required on the Radius Tubs and Showers)	O
Folding Tub/Shower Door (N/A on Radius Tub and Shower)	O
Shower Option	O
Radius Shower (See Floorplans for Details)	O
32" x 32" Shower on 391 and 412 with Bedroom Slide and Washer/Dryer (No Other Tub/Shower Options)	S
Vinyl Floor Covering	S

ENTERTAINMENT

TV Antenna with Power Booster	S
AM/FM Stereo and 5 Disc CD Player with Book Shelf Speakers	S
Surround Sound AM/FM Stereo with CD and DVD	O
Cable TV Hookup and Telephone Jack	S
TV Shelf with Outlet in Bedroom	S
Satellite Dish	O
Prewire for Satellite to Side of Unit	S
27" Color TV	O

BEDROOM

Queen Bed (Width) Pillow Top Mattress	S
Calif. King (Width) Bed (Available on 391 and 412, N/A with Washer-Dryer Prep or Installed)	O
Deluxe Curtains and Bedspread	S
Deluxe Oak Headboard	S
Bedroom Slide-Out (Available on 391 and 412)	O
Edge-Trimmed Bed Board	S

Piston-Lift Beds (on Queen and King Beds)	S
Shirt Wardrobes	S
Twin Beds (N/A on Bedroom Slide Models)	O
Wall-Switched Overhead Light	S
Fantastic® Fan or Create-A-Breeze® Roof Vent	O

SYSTEMS

AC/DC Power Converter with Charger	S
Floor-Ducted, Forced-Air Furnace	S
Dual 30 lb. L.P. Tanks with Auto Change-Over Regulator	S
Dual 40 lb. L.P. Tanks	O
Enclosed, Insulated and Heated Fresh Water Tanks	S
Enclosed, Insulated and Heated Holding Tanks	S
Atwood® Direct-Spark Ignition Gas/Electric 6-Gallon Water Heater	S
Atwood 10-Gallon Water Heaters	O
Water Heater By-Pass System	S
Dometic® 13,500 BTU Ducted Air Conditioner	S
Dometic 15,000 BTU Ducted Air Conditioner	O
Cool Air Diverter with All Air Conditioners	S
Heat Strip for Air Conditioners	O
Washer/Dryer Prep or Installed (N/A on 349)	O
Includes 10-Gal. Water Heater & 50 Amp Service	O
No-Fuss Flush for Black Tank	S
Generator Prep or 5500 ONAN Generator Installed	O
Electric Fireplace (Requires 50-Amp Service)	O
30-AMP. Electrical Service with Detachable Power Cord	S
50-Amp Service w/ Detachable Shore Power Cord	O

EXTERIOR

Gel-Coat Fiberglass Sidewalls and End Caps	S
Dead-Bolt Locks on Entry Doors	S

Door Side Patio Light, Front and Roadside Setup Lights	S
30" Main Entry Door (Wheelchair Accessible)	S
Lights in Exterior Storage Compartments	S
White Framed Radius Entry Doors, Windows, and Baggage doors	S
12V Power Front Jack(s)	S
A&E® One Step Awning	O
A&E 8500 Series Awning	S
A&E 9000 Series Awning with Metal Wrap	O
Slide Room Awnings	O
Door Bell	O
Leveling Jacks	S
Roof Rack and Ladder	O
Reinforced Rubber Roof with 1/2" Decking	S
Outside Shower	O
Outside Water Hose	O
Safety Glass Windows	O
Deep Tint Windows	O
Thermopane Windows	O
Deluxe Chrome Steel Wheels	O
Spare Tire, Carrier	O
Lighted Grab Handle	S
Folding Assist Handle	S
Enclosed Underbelly	S

SAFETY

Name Brand Radial Tires	S
All-Wheel Electric Brakes	S
Break-Away Switch	S
Smoke Detector	S
L.P. Leak Detector	S
GFI Electrical Circuit Protection	S
Shock Absorbers	S
MOR-ryde® IRE Suspension	S
Dexter® NEV-R-Lube Axles w/ Sealed Bearings	S

All illustrations and specifications contained in this literature are based on the latest product information available at the time of printing. SunnyBrook RV, Inc. reserves the right to make changes to standards, options and specifications without notice or obligation.

STANDARD & OPTIONAL FEATURES

SUT



THE END.



www.sunnybrookrv.com

(574) 825-5250

201 14th Street

Middlebury, IN 46540

Printed in the USA

© 2004 SunnyBrook RV, Inc

All illustrations and specifications contained in this literature are based on the latest product information available at the time of printing. SunnyBrook RV, Inc. reserves the right to make changes to colors, materials, specifications and pricing without notice or obligation. Photography may show optional equipment available at an additional cost. Items used as props in photography are not part of the packages. All liquid capacities and weights are approximate and dimensions are nominal. SunnyBrook reserves the right to make changes and improvements without incorporating these changes into similar models produced at an earlier date. Consult your local, authorized SunnyBrook or Mobile Scout dealer for the latest information and changes. SunnyBrook RV is a member in good standing of the RVIA.