

THE

# REVOLUTION



**FLEETWOOD. RV**

T H E R E V O L U T I O N H A S

R E V O

When design engineers gathered in the Fleetwood War Room and drew up plans for the Revolution, our strategy was very clear. We needed to meet the growing demand for a high-end looking coach at a mid-range price. As you can see, the Revolution has definitely delivered the first strike. From its sleekly molded body design and stunning graphics to its menacing headlights...this cat is armed and ready for battle.

**So brace yourself and hang on for the ride of a lifetime as Revolution leads the charge into 2002.**





B E G U N

L U T I O N



**On board, you'll quickly discover that Revolution is a motor home with an "attitude". A take charge attitude that puts you in control.**

There's nothing shy or retiring about a Revolution interior. Every feature is purposely designed to make a bold statement. From color schemes and furnishings to an array of electronic bells and whistles including a 27" TV, optional DVD player, CD player and satellite dish.

C O C E N T R A L M





# W E L C O M E T O COMMAND CENTRAL


Trust us, in this Revolution your air-conditioned living quarters are a far cry from any military installation. Because in this motor home, you'll have all the amenities of a five star general.

## A N D

For example, the galley in this ship features Corian® countertops, ceramic tile floor, hardwood cabinet doors, a bench style or free style dinette and fully equipped kitchen including a microwave and conventional oven, and a large four door refrigerator.

Your sleeping quarters are sure to pass inspection for both comfort and functionality. In fact, you'd never know a 330 horsepower Cummins engine lies under your bed, due to sound resistant insulation. We know you'll also appreciate the emphasis we've placed on storage, with a deeper wardrobe and plenty of drawers. For a little R & R, a large 20" TV swivels out and stows away when not in use. And, morning revelry often calls for a quick yet private shower in a large stall with overhead skylight. Hardly regulation, but always a welcome way to start the day in a Revolution.

The commander of this unit is sure to enjoy manning the helm with Smart Wheel. A combination steering column, telescoping steering wheel and gauge panel that tilts at the same time for maximum navigating comfort. It also has fingertip controls built into the steering wheel for cruise control, headlights and windshield wipers.





# Batten down the hatches and man the torpedoes! The secret to victory in this Revolution is “accessibility”.

Left and right fuel fills, separate water and sewer access, pass through storage, optional 54” and 94” slide-out storage trays, and a rear fan cooled radiator and service access are just a few examples of “revolutionary accessibility”. The key maneuver in this operation, however, is open and unobstructed side access to all quick connect wiring and fuses to save you both service time and money.

## STANDARD GREEN

### OPTIONAL GREEN

## STANDARD BLUE

### OPTIONAL BLUE

## STANDARD SILVER

### OPTIONAL SILVER

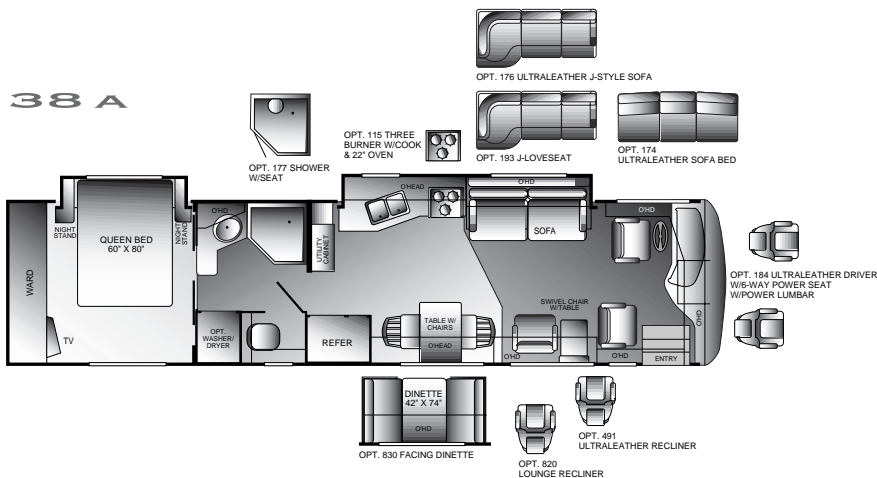
## STANDARD IVORY

### OPTIONAL IVORY

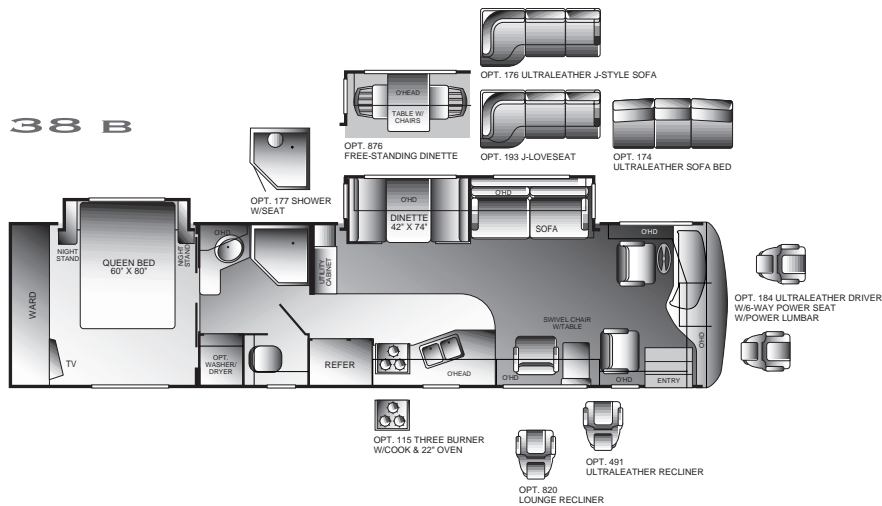
# THE REVOLUTION™ FLEETWOOD.RV

## FLOOR PLANS

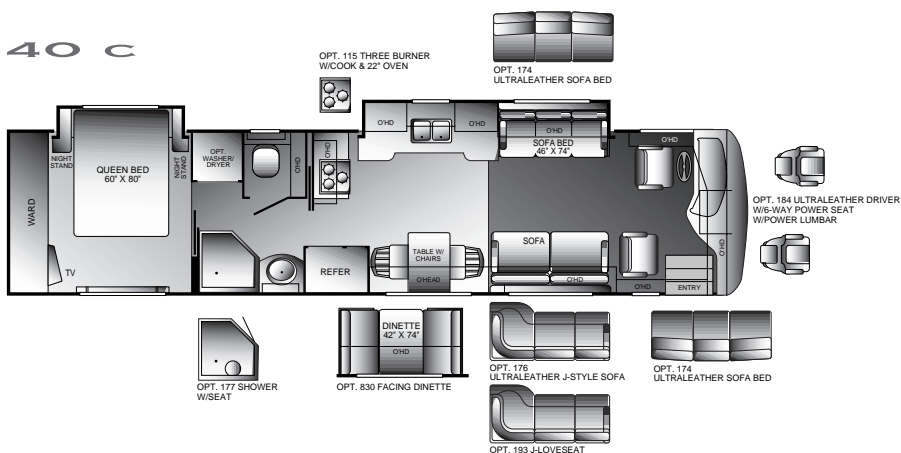
38 A



38 B



40 C



\* The chassis manufacturer recommends the installation of a supplemental brake control system to activate the brakes on the vehicle or trailer you are towing.

## STANDARD FEATURES

### APPLIANCES

Norcold® 12 cu. ft. (4 door) Refrigerator  
3-Burner Cook-top  
Convection Microwave Oven  
10 Gallon LPG/DSI/120V Water Heater  
20" Panasonic® Stereo Rear Bedroom TV  
27" Panasonic® Stereo Front Overhead TV  
TV Antenna  
Hi-fi Panasonic® VCR  
Sony® DSS Receiver  
Smoke Detector/Alarm  
LPG Detector/Alarm  
CO Detector/Alarm  
Fire Extinguisher

### BODY STRUCTURE

Raised Stacked Rail Chassis  
Full Basement Storage  
One-Piece Fiberglass Roof

### ELECTRICAL

Dual 34,000 BTU Furnaces  
Dual Roof A/C High Efficiency  
160 Amp Alternator  
50 Amp Power Cord Service  
2,000 Watt Inverter/Converter  
7.5 KW Onan® QD Diesel Generator  
Energy Management System

### EXTERIOR

10,000 lb. Trailer Hitch\*  
Radius Roof with Flat Interior  
Double Entry Step  
One-Piece Hood with Easy Lift System  
Dual Glazed Windows  
Exterior Utility Compartment  
Exterior Paper Towel Holder & Soap Dispenser  
Exterior Assist Handle  
Full Length Interior Assist Handle  
Inverted Bus Style Mounted Exterior Mirrors  
Screen Entry Door with Easy Latch Access  
Clear Coat/Polish & Buff Exterior

### EXTERIOR AUTOMOTIVE

Cummins® 8.3 Litre, 330 hp ISC Diesel  
Dual Fuel Fill  
Mud Flaps  
Radial Tires - 275 R80 225 Michelin  
Front Mask  
Intermittent Windshield Wipers  
Remote Heated Rear View Mirrors

### EXTERIOR STORAGE

Lockable Luggage Doors

### INTERIOR

Ducted Roof Air Package  
Porcelain Double Galley Sink  
Single Handle Galley Faucet with Removable Sprayer Head  
Porcelain Toilet with Hand Spray  
Residential Drawer Guides with Drawer Lock  
Sliding Exterior Wardrobe Mirror Doors  
Pleated Day & Night Shades - Living & Bedroom Areas  
1" Mini Blind - Galley & Bath Windows  
Residential Grade Carpeting - Living & Bedroom Areas  
Ceramic Tile Floor - Galley & Bath Areas  
Polished Corian® Galley & Lavy Tops



## STANDARD FEATURES CONTINUED

Solid Wood Cabinet Doors & Drawers  
Oak Wood Cabinetry  
Slide-Out Room Awnings  
Multiple Slide-Outs

### INTERIOR AUTOMOTIVE

2-Din Dash Radio with AM/FM Stereo/CD  
Rear Vision Camera & Monitor Package  
European Style Automotive Dash  
Adjustable Dash Gauge Package with Column  
Smart Steering Wheel  
Passenger Drink Holder/Coin Tray  
Dash A/C System with Dual Controls  
2-Speed Overhead Dash Fans  
3-Point Seat Belts  
Power Driver's Seat Pedestal

## OPTIONAL FEATURES

54" Slide-Out Tray  
90" Full Slide-Out Basement Tray  
Optional Graphics  
Compact Disc Changer  
CB Hand Held  
DSS Auto Lift with Receiver  
GPS System  
Home Theater System  
3-Burner with Cook-Top & 22" Oven  
DVD Player  
Shower with Seat  
Shower Door with Obscure Glass  
ULTRALEATHER™ Sofa  
Loveseat  
ULTRALEATHER™ Sofa Bed  
Patio/Entry Door Awning Package

Window Awning Package  
Rain Sensor Power Vent  
Keyless Entry  
Air Horns  
Cherry Wood Interior  
Maple Wood Interior  
Walnut Wood Interior  
ULTRALEATHER™ Recliner  
ULTRALEATHER™ J-Loveseat  
Lounge Recliner  
Facing Dinette  
Free Standing Dinette  
Driver & Passenger Leather Seats  
Aluminum Wheels  
Washer/Dryer

# S P E C I F I C A T I O N S

## Freightliner® Chassis

	38 A	38 B	40 C		38 A	38 B	40 C
Engine (ltrs.)	8.3L	8.3L	8.3L	Overall Length(5)	38' 9"	38' 9"	39' 11"
Wheel Base	252"	252"	266"	Overall Height with A/C	12' 2"	12' 2"	12' 2"
GVWR (lbs.)(1)	31,000	31,000	31,000	Overall Width (max.)(6)	101"	101"	101"
Front GAWR (lbs.)(2)	12,000	12,000	12,000	Interior Height (max.)	79"	79"	79"
Rear GAWR (lbs.)(2)	19,000	19,000	19,000	Interior Width (max.)	96"	96"	96"
Base Weight (lbs.)(3)	25,300	25,300	26,400	Fresh Water Holding Tank	95 gal	95 gal	95 gal
GCWR (lbs.)(4)	41,000	41,000	41,000	Grey Water Holding Tank	60 gal	60 gal	60 gal
Hitch Rating Weight (lbs.)*	10,000	10,000	10,000	Black Water Holding Tank	40 gal	40 gal	40 gal
Tongue Weight (lbs.)*	1,000	1,000	1,000	Appliance LPG Tank (WC)(7)	38 gal	38 gal	50 gal
Fuel Capacity (gal.)	100	100	100	Water Heater Tank	10 gal	10 gal	10 gal

Liquid Weight Reference: Water (gal.) = (8.3 lbs./3.8 kgs.), Fuel (gal.) = (7.1 lbs./3.2 kgs.), LPG (gal.) = (4.5 lbs./2.0 kgs.)

Metric Conversion: Multiply pounds x 0.453 to obtain kilograms, Multiply gallons x 3.785 to obtain liters

- (1) GVWR (Gross Vehicle Weight Rating): Means the maximum permissible loading weight of the motor home. GVWR is equal to or greater than the sum of the unloaded vehicle weight plus the net carrying capacity.
- (2) GAWR (Gross Axle Weight Rating): Means the maximum permissible loaded weight a specific axle is designed to carry.
- (3) Base Weight: Means the weight of the motor home without fuel, options, water, cargo or passengers.
- (4) GCWR (Gross Combined Weight Rating): Means the value specified by the motor home manufacturer as the maximum allowable loaded weight of this motor home with its towed vehicle. Towing and braking capacity may differ. Refer to Fleetwood and chassis manufacturer manuals for complete information.
- (5) Length taken from front bumper to rear bumper (excludes accessories).
- (6) Excludes safety equipment and awnings.
- (7) Tank Manufacturer's listed water capacity (WC). Actual LPG capacity is 80% of water listed as required by the safety code.

\* The chassis manufacturer recommends the installation of a supplemental brake control system to activate the brakes on the vehicle or trailer you are towing.



**The World's #1 RV Manufacturer**

Fleetwood Enterprises, Inc. • RV Marketing • P.O. Box 7638 • Riverside, CA 92513-7638

**IMPORTANT-PLEASE READ:** Product information, photography and illustrations included in this publication were as accurate as possible at the time of printing. For further product information and changes, please visit our website at [www.fleetwoodrv.com](http://www.fleetwoodrv.com) or contact your local Fleetwood dealer. Prices, materials, design and specifications are subject to change without notice. All weights, fuel, liquid capacities and dimensions are approximate. Fleetwood has designed its recreational vehicles to provide a variety of uses for its customers. Each vehicle features optimal seating, sleeping, storage and fluid capacities. The user is responsible for selecting the proper combination of loads (i.e. occupants, equipment, fluids, cargo, etc.) to ensure that the vehicle's capacities are not exceeded.

**[www.fleetwoodrv.com](http://www.fleetwoodrv.com)**

Visit our website to find a dealer near you or learn more about other Fleetwood products. Or call us toll free-at 1-800-444-4905





FOR THE REBELLIOUS SPIRIT  
IN ALL OF US


***FLEETWOOD. RV***

©2001 Fleetwood Enterprises, Inc.  
Inventory Control Number RE02B1/1st Edition 7/01

# The Revolution wages on long after the sale.

## LIMITED ONE-YEAR/THREE-YEAR WARRANTY

Leaving the Fleetwood RV dealership after you've purchased your RV doesn't mean leaving each dealer's commitment to your satisfaction behind. OWNERCARE, Fleetwood's extensive warranty and service program, provides one/three year(s) of dedicated customer satisfaction. OWNERCARE stands out as one of the RV industry's most comprehensive programs and includes systems and applications, construction, no deductible and no service charge. See your nearest Fleetwood dealer for a full explanation of benefits and restrictions.



## FULLY TRANSFERABLE

At Fleetwood RV, we're confident in our products and don't hesitate to stand behind them. Your newly purchased Fleetwood RV comes with one of the industry's most comprehensive warranties, fully transferable for the first 12 months.

## NATIONAL COVERAGE

Have a question about your new Fleetwood RV? We've got it covered. The nation's largest trained dealer network ready, willing and able to provide you with the services you need to make every moment of owning your RV enjoyable. Over 1,100 Fleetwood dealers throughout the U.S. and Canada are available to you. With national coverage, peace of mind and complete satisfaction are just a phone call away.

**IMPORTANT-PLEASE READ:** Product information, photography and illustrations included in this publication were as accurate as possible at the time of printing. For further product information and changes, please visit our website at [www.fleetwoodrv.com](http://www.fleetwoodrv.com) or contact your local Fleetwood dealer. Prices, materials, design and specifications are subject to change without notice. All weights, fuel, liquid capacities and dimensions are approximate. Fleetwood has designed its recreational vehicles to provide a variety of uses for its customers. Each vehicle features optimal seating, sleeping, storage and fluid capacities. The user is responsible for selecting the proper combination of loads (i.e. occupants, equipment, fluids, cargo, etc.) to ensure that the vehicle's capacities are not exceeded.

**[www.fleetwoodrv.com](http://www.fleetwoodrv.com)**

Visit our website to find a dealer near you or learn more about other Fleetwood products. Or call us toll free-at 1-800-444-4905

**YOUR LOCAL FLEETWOOD RV DEALER IS:**

**FLEETWOOD RV**

**The World's #1 RV Manufacturer**

Fleetwood Enterprises, Inc. • RV Marketing • P.O. Box 7638 • Riverside, CA 92513-7638