

Travel Trailers & Fifth Wheels

NORTH SHORE[®]



Charting a new direction.



Charting a new direction.

320TS-M5 in Midnight Blue



NORTH SHORE



Whether you are heading out for a long-awaited weekend trip or heading south to your winter vacation spot, North Shore makes the ideal base camp for enjoying your time away from home. North Shore sets the standard for laminated recreational vehicles with a line-up of Travel Trailers and Mid-Profile Fifth Wheel offering spacious floorplans loaded with features and amenities. You will love the luxurious appointments and will be amazed at the value that North Shore provides.

Take a closer look and you will see that North Shore leaves the ordinary behind.



NORTH SHORE - Offering More Standard BETTER FEATURES - BETTER C

Weather Guard Premium Protection Package

R14 Roof Structure

- 5" Truss roof with fiberglass insulation
- Two layers of R7 insulation
- 3/8" OSB walk-on roof deck
- One-piece rubber roof
- Insulated air conditioning duct

WEATHER GUARD

Enclosed/Heated Floor Structure


- 3" Floor structure with R7 insulation layer
- Enclosed tanks with three-layer laminated, insulated underbelly
- Radiant heat & heat duct to underbelly
- Frame rails lined with *Poly Air* insulation

STANDARD ✓

More Standard Convenience Items



Quick-drain
tanks with 1"
gate valve



Spare tire



Black tank flush



EZ lube hubs

STANDARD ✓

Entertainment Package



LCD Flat screen TV with
built-in DVD player
Jensen AM/FM/CD player

4 Ceiling-
mounted
interior
speakers




2 Exterior
marine-
grade
speakers



STANDARD ✓

Hitch Helper® King Pin Cover



North Shore's exclusive "Hitch Helper" makes hooking up your fifth wheel a breeze. Simply use your rear view mirror and the mirror on the Hitch Helper to locate your fifth wheel hitch. It's easy to use!



STANDARD ✓

Features & Value Than The Competition

CONSTRUCTION - BEST VALUE

Thule Smart RV Pods

The *Thule Smart RV* system uses a number of factory-installed anchor pods mounted on the exterior of the trailer. The optional accessories mount to the pods in seconds using *Thule's* quick-release latch system. (Accessories optional)



Residential Interior Features

Slide fascia
Large, dark-tinted windows
Residential hide-a-bed sofa

More Standard Features



8.0 cu.ft. Extra large refrigerator *



10 Gallon DSI hot water heater *

*Optional features on travel trailers

STANDARD



Full Fiberglass Front Cap

The cap features integrated "area lights." The area lights are on a dimmer switch that allows you to illuminate your campsite at night for added security.

STANDARD

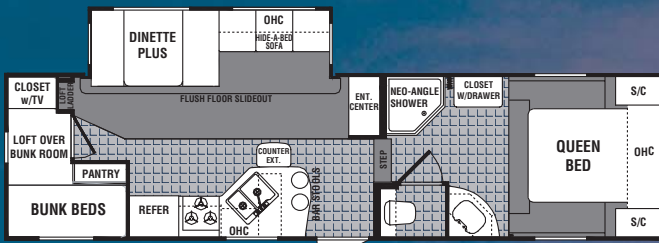
Premium Construction Highlights

- 2" Thick, aluminum-framed, laminated, high-gloss fiberglass walls
- Fully decked 3/8" walk-on roof
- 5" Tapered truss roof rafters with R14 insulation
- Cambered steel I-beam frame with outriggers
- Triple fold-away steps welded to frame
- 3" Thick floor structure with one-piece 5/8" 5-ply tongue-and-groove, exterior-grade floor decking
- Weather Guard Premium Protection Package
- Dark-tint, radius corner windows
- Ultra-lube hubs - grease zerk make wheel bearings easy to lube
- All tanks mounted in frame - saves valuable interior space

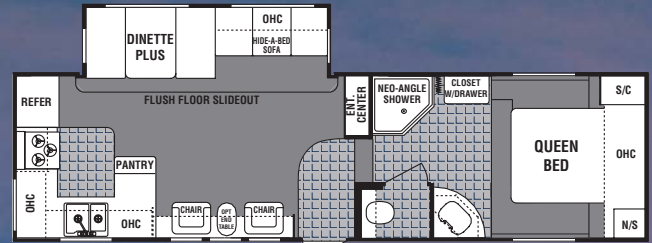


STANDARD

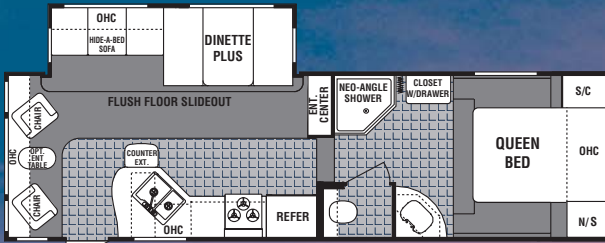
MID-PROFILE FIFTH WHEEL FLOORPLANS



28LB-M5 Available with Pac-N-Play door

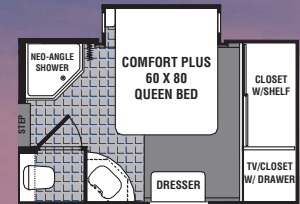


28RK-M5



28RL-M5

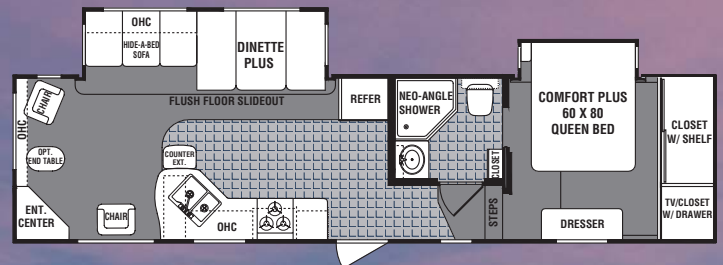
These fifth wheel floorplans are available with a Queen Bed Slide Suite!



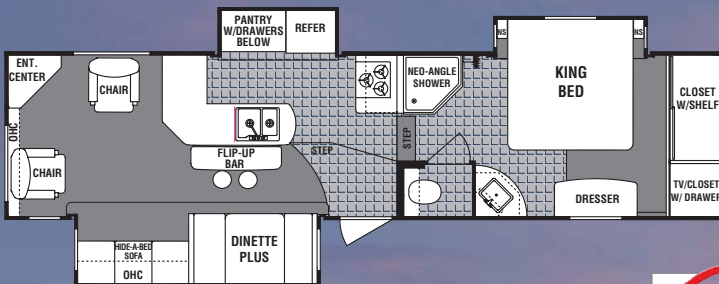
Standard Bed Slide Suites On These Great Floorplans!



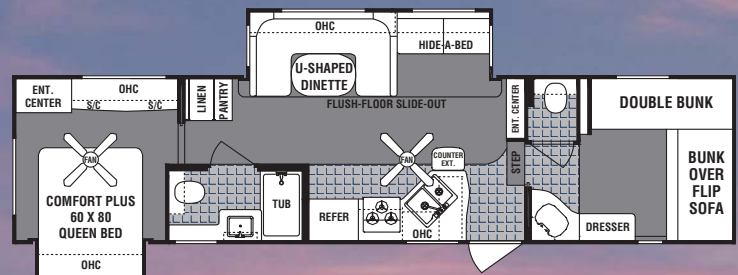
31RGSB-M5



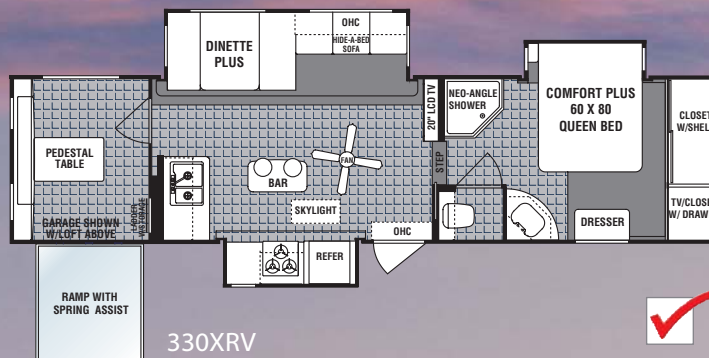
31SBBS-M5 Available with fireplace option



320TS-M5 Available with fireplace option



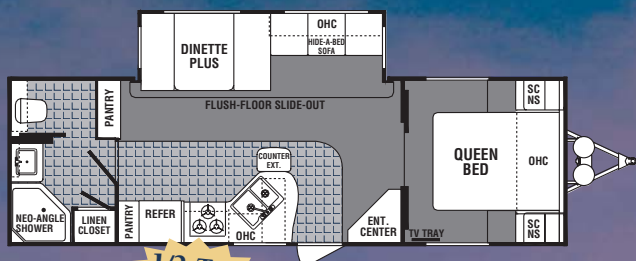
326QB-M5



330XRV

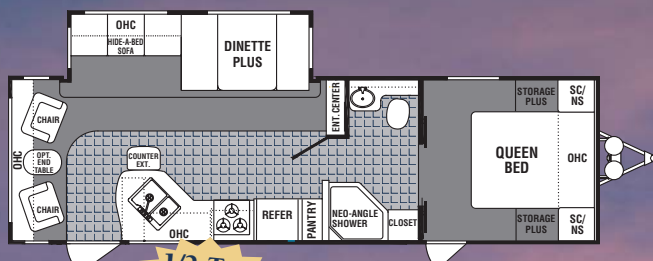


TRAVEL TRAILER FLOORPLANS



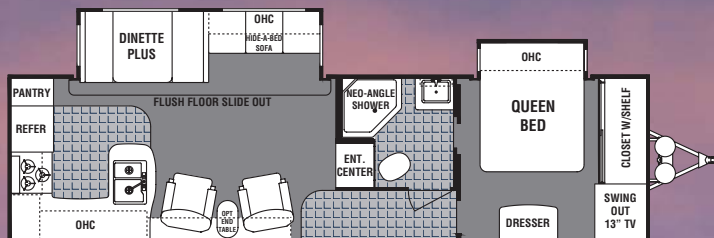
26FB-DSL

1/2 Ton Towable

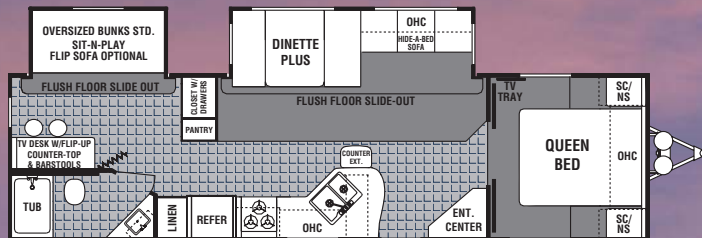


270RL-DSL

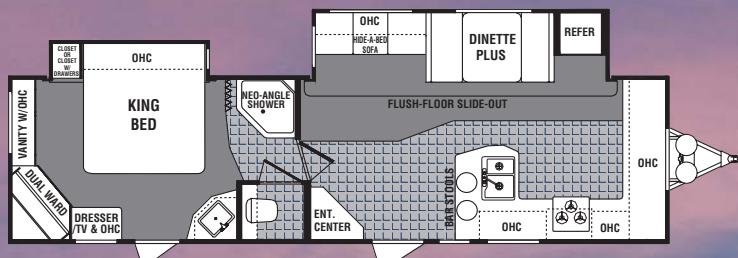
1/2 Ton Towable



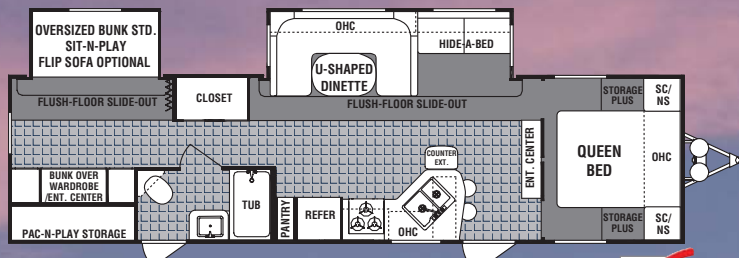
295BS-DSL Available with J-sofa option



30BS-DSL Available second entry door in bath option



31FG-DSL-BS



312BH-DSL Shown with optional bath entry

WEIGHTS & SPECIFICATIONS

TRAVEL TRAILERS	26FB-DSL	270RL-DSL	295BS-DSL	30BS-DSL	31FG-DSL-BS	312BH-DSL
Unloaded Vehicle Weight	6836	7035	7782	8142	8131	8321
Hitch Dry Weight	858	852	1051	980	1186	1312
GVWR	9680	11176	11176	11176	11176	11176
Cargo Capacity	2844	4141	3394	3034	3045	2855
Length	29'9"	31'2"	34'1"	33'11"	34'11"	35'7"
Exterior Width	8'	8'	8'	8'	8'	8'
Exterior Height	11'0"	11'0"	11'0"	11'0"	11'2"	11'2"
Fresh Water Capacity	46	46	46	46	46	46
Grey Water Capacity	42	42	42/42	42/42	42/42	42/42
Black Water Capacity	42	42	42	42	42	42
Furnace Size (BTUs)	30000	34000	30000	34000	34000	34000

Tire Size (all models) ST225/75R15(D)

FIFTH WHEELS	28LB-M5	28LBBS-M5	28RK-M5	28RKBS-M5	28RL-M5	28RLBS-M5	31RGSB-M5	31SBBS-M5	320TS-M5	326QB-M5	330XRV
Unloaded Vehicle Weight	8471	8765	7908	8237	7812	8151	9255	8835	9482	8216	NA
Hitch Dry Weight	1648	1832	1345	1618	1482	1709	1752	2094	2108	2040	NA
GVWR	10560	10560	10560	10560	10560	10560	12192	12192	12192	12192	13000
Cargo Capacity	2089	1795	2652	2323	2748	2409	2937	3357	2710	2976	NA
Length	33'6"	33'6"	32'7"	32'7"	31'3"	31'2"	34'7"	35'2"	35'11"	36'	35'8"
Exterior Width	8'	8'	8'	8'	8'	8'	8'	8'	8'	8'	8'
Exterior Height	12'6"	12'6"	12'6"	12'6"	12'6"	12'6"	12'6"	12'6"	12'6"	12'6"	13'
Fresh Water Capacity	46	46	46	46	46	46	46	46	46	46	46
Grey Water Capacity	42/42	42/42	42/42	42/42	42/42	42/42	42/42	42/42	42/42	42	42
Black Water Capacity	42	42	42	42	42	42	42	42	42	42/42	42/42
Furnace Size (BTUs)	30000	30000	34000	34000	34000	34000	34000	34000	34000	34000	34000

Tire Size (all models except 330XRV): ST225/75R15(D) 330XRV Tire Size: ST23580R/16E



Rain Bay

All North Shore are tested in our exclusive "extreme weather" rain bay facility.

Vehicle loading - Every effort has been made to provide the greatest number of options for the recreational vehicle owner. Along with these choices comes the responsibility to manage the loads that are imposed by the choices that they remain within the manufacturer's specified chassis weight limits. Do not overload the recreational vehicle.

Some optional equipment not included. Net carrying capacity (NCC) is determined by subtracting unloaded vehicle weight (UVW) from gross vehicle weight (GVWR) and includes fluids, options and cargo. Liquid capacities and weights are approximations only. Warning - This information is intended as a guide only. Weights of individual vehicles may vary. Consult your owner's manual for complete loading, weighing and towing instructions. *UVW and Hitch Dry Weight are base weights of units without options. Each unit includes a weight label which lists specific weight information for that unit.

THE NORTH SHORE GUARANTEE:

The best built product, with the best features for the best price.

What does the competition offer?

North Shore	The Competition	Interior Items	North Shore	The Competition	Exterior Items
✓	■	6'7" Living area slide room height (FW)	✓	■	Weather Guard Package with R14 roof insulation and heated, enclosed and insulated underbelly
✓	■	Comfort Plus queen bed (FW bed slides)	✓	■	Detachable 30 amp power cord/50 amp optional
✓	■	Aluminum-framed, laminated bath deck (FW)	✓	■	Front fiberglass cap with area lights (FW)
✓	■	Residential, steel, roller drawer guides	✓	■	Rear ladder (FW, optional TT)
✓	■	12V Power exhaust roof vent in bath	✓	■	Electric front jacks with rear stabilizer jacks (FW)
✓	■	Sink and stove cover	✓	■	Front/rear stabilizer jacks (TT)
✓	■	Skylight in bath	✓	■	13.5 BTU ducted air conditioner (15K optional)
✓	■	Glass shower doors recessed into shower base (neo-angle showers)	✓	■	A&E patio awning
✓	■	Hide-a-bed sofa	✓	■	Hitch Helper system (FW)
✓	■	Solid wood, arched cabinet doors	✓	■	Extra large entry-assist handle and interior handle
✓	■	Solid wood refrigerator fronts	✓	■	Cable and satellite hook-ups
✓	■	Slider windows on sides of living room slide	✓	■	Exterior, hot and cold spray away shower with 15' hose
✓	■	Designer <i>Howard Miller</i> clock	✓	■	GL20 Extra dark tint windows
✓	■	8 cu.ft. Double door refrigerator (FW)	■	■	Spare tire
✓	■	LCD flat screen TV with swing arm	✓	■	EZ lube hubs
✓	■	4 interior speakers & 2 exterior speakers	✓	■	1.5" Quick-drain fresh water tank
✓	■	Porcelain toilet with foot flush lever	✓	■	"San-t-flush" black tank flush
✓	■	10 Gallon gas/electric DSI water heater with water heater bypass (FW, optional TT)	✓	■	65 Amp power converter
✓	■	<i>Magic Chef</i> oven with auto ignition	✓	■	Every unit 100% extreme weather rain bay test
✓	■	<i>Hydro Flame</i> forced air, DSI furnace with wall thermostat	✓	■	Large pass-through storage (FW)
✓	■	Ceiling fan with light (FW)	✓	■	Laminated rear wall (all models)
✓	■	Range hood with 12V light and exhaust fan	✓	■	Laminated front wall (TT)
✓	■	Countertop extension (where possible)	✓	■	Anti-wicking paint around all wall openings
✓	■	Premium high-rise galley faucet	✓	■	Aluminum diamond plate rock guard (TT)
✓	■	Hinged dinette seats with storage below	✓	■	Triple-sealed slide out system
✓	■	<i>Norcold</i> refrigerator with easy temp adjustments	✓	■	30" Radius corner entry door

*See your local dealer for available options

www.NorthShore-rv.com

Premium Options At Value Prices


Equa-Flex Suspension*



Equa-Flex suspension with shock absorbers isolate and absorb road shock and provide better protection of your trailer.

*Optional features

Aluminum Rims*



Customize your North Shore travel trailer or fifth wheel with the Aluminum Rims Package.

A division of Dutchmen Manufacturing, Inc.
2164 Caragana Court ■ Goshen, IN 46526
Sales: 574.534.1224 ■ Fax: 574.975.0626

Your Local North Shore® Dealer

Product information, specifications, and photography in this brochure were as accurate as possible at time of printing. Photographs may contain some features that are optional on your vehicle. Since we continually strive to improve our products, actual products may differ. Prices and specifications are subject to change without notice. All capacities are approximate and dimensions are nominal. Some features or options may be different or unavailable in Canada. Vehicles are designed for recreational use only and not intended for use as a primary residence. All product brand names used in this brochure are registered trademarks of Thor Industries Inc. Unauthorized use of trademarks is prohibited by law.
©2007 Thor Industries, Inc. rev1NS11/07