



2011

Banshee
by Palomino

CAMPING TRAILERS & TRAVEL TRAILERS



EXPLORE › LIVE › RELAX



PALOMINO BANSHEE OFF-ROAD

You've decided you want to journey off-road and camp in the wilderness – but not on the ground. The new Banshee Off-Road Camping Trailer is your answer. We've built it with a strong frame set upon 15" tires including torsion independent suspension and electric brakes. You won't need to worry about where you go because the new Banshee is fully equipped with all the usual amenities you'll need while away from home. You can even get yours equipped with a hot water outside shower and heated mattress for those cool nights. Topping it all off is a large standard front deck for all your toys. How good is that!



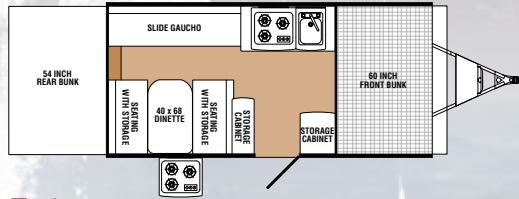
Model B-238 EX

CAMPING TRAILERS	B-1	B-2	B-3	B-5
Travel Length	18' 8"	20' 9"	20' 8"	24' 9"
Travel Width	85"	85"	85"	85"
Travel Height	64"	64"	64"	64"
Interior Open Length	20' 2"	23' 10"	23' 10"	25' 6"
Interior Open Height	6' 7"	6' 7"	6' 7"	6' 7"
Front Sleeping Area	60" x 80"	66" x 80"	66" x 80"	66" x 80"
Rear Sleeping Area	54" x 80"	60" x 80"	60" x 80"	60" x 80"
Tire Size	15"	15"	15"	15"
Tire Load Range	15 Bolt C	15 Bolt C	15 Bolt C	15 Bolt C
Hitch Dry Weight (Approx.)	322 lbs.	363 lbs.	384 lbs.	318 lbs.
Axle Dry Weight (Approx.)	2110 lbs.	2258 lbs.	2535 lbs.	2984 lbs.
Total Dry Weight	2432 lbs.	2621 lbs.	2919 lbs.	3302 lbs.
Cargo Capacity (Approx.) Dry	1183 lbs.	985 lbs.	758 lbs.	3750 lbs.
Front Deck Size	54" x 83"	54" x 83"	54" x 83"	100" x 83"

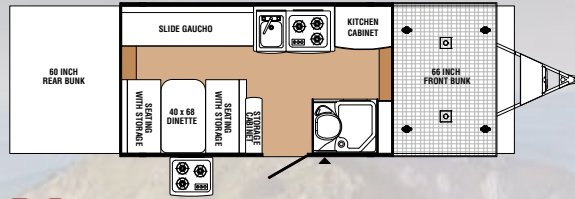
TRAVEL TRAILERS	B-195 EX	B-238 EX	B-21 KRS	B-21 BP
Hitch Dry Weight	259 lbs.	345 lbs.	441 lbs.	446 lbs.
Axle Dry Weight	4086 lbs.	4800 lbs.	4327 lbs.	3936 lbs.
Total Dry Weight	4345 lbs.	5145 lbs.	4768 lbs.	4382 lbs.
GVWR	7259 lbs.	7345 lbs.	7441 lbs.	7446 lbs.
Interior Height	6' 6"	6' 6"	6' 6"	6' 6"
Exterior Height	9' 5"	9' 5"	9' 5"	9' 5"
Exterior Width	8'	8'	8'	8'
Travel Length	28' 10"	32' 4"	33'	32'
Open Length	32' 6"	36'	37' 6"	32'
Fresh Water Capacity	48 Gals.	48 Gals.	48 Gals.	90 Gals.
Gray Water Capacity	30 Gals.	30 Gals.	30 Gals.	60 Gals.
Black Water Capacity	30 Gals.	30 Gals.	30 Gals.	30 Gals.
Front Deck Size	100" x 94"	100" x 94"	100" x 94"	100" x 94"

FLOORPLANS

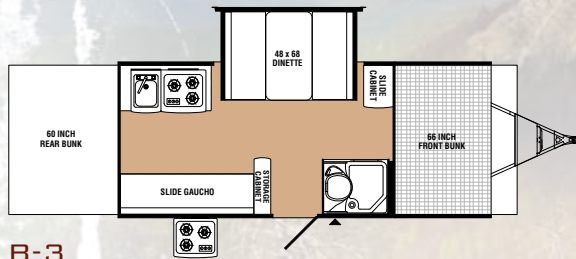
BANSHEE CAMPING TRAILERS



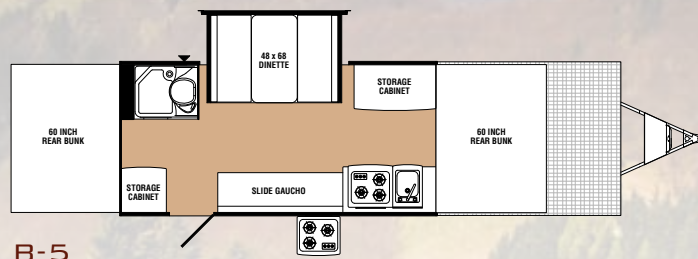
B-1



B-2



B-3

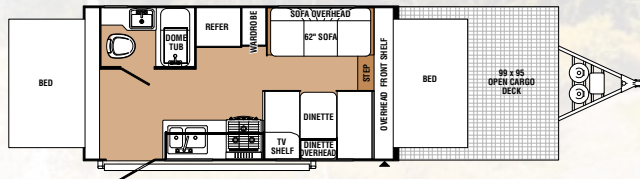


B-5

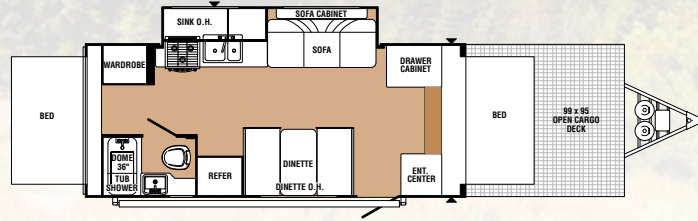


MODEL B-1

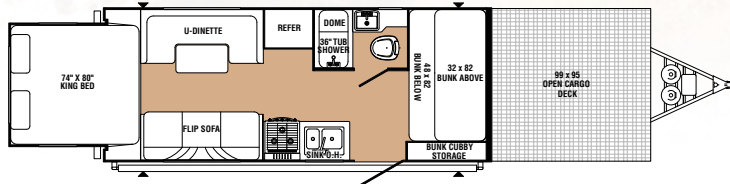
BANSHEE TRAVEL TRAILERS



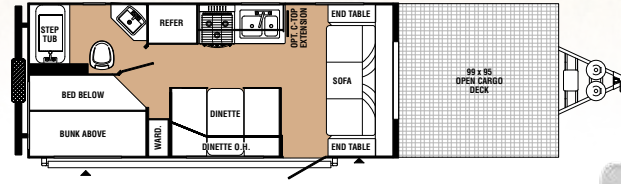
B-195EX



B-238EX



B-21KRS



B-21BP



Copper Decor*



Latte Decor



Mahogany Decor



Moss Decor

*Copper decor is the only available decor on all camping trailers.



BANSHEE STANDARDS AND OPTIONS

CAMPING TRAILERS

STANDARDS

- Aluminum Wheels
- 11' Awning (9' on B-1)
- B.A.L. Jacks with Sand Pads (4)
- Clothes Bar
- 25 AMP Converter with Battery Charger
- Double LP Gas Bottles with Cover
- Electric Brakes
- Entry Step (2-Step)
- Exterior 120 Volt GFI Outlet
- Exterior Fiberglass Surface

TRAVEL TRAILERS

STANDARDS

- Aluminum Wheels
- 15" Off Road Tires (LT235/75/R15)
- 20,000 BTU Suburban Furnace
- 55 AMP Converter with Battery Charger
- A & E Awning
- Aluminum Framed Superstructure
- Bunk Light with Fan (One)
- Crowned Back Dinette Seats
- Dometic® Refrigerator (6 Cu. Ft.)
- Double Entry Step
- Ducted Roof Air Ready
- Electric Slide-out System
- EPDM Rubber Roof

- Filon Fiberglass One-Piece Roof
- Five-Piece Tent
- Galley Extension Table
- Inside Stove (3-Burner)
- Kitchen Faucet with Water Pump
- Outside Gas Grill
- Patio Light
- Roof Air Ready, Pre-Framed 14x14
- Spare Tire, Bracket and Cover
- Torsion Independent Suspension
- Easy Lube Axle

- Under Floor Water Tank (23 Gal.)
- Window Curtains & Vented Bed End Curtains

OPTIONS

- 20,000 BTU Suburban Furnace
- AM/FM CD Player
- Air Conditioning - 13,500 BTU
- Battery Box
- Bunk Light with Fan
- Canadian Bottles & Tags

- Create-A-Breeze™ Fan (Mandatory Option)
- Dometic® Refrigerator (3-Way, 2 Cu. Ft.)
- Electric Lift
- Hanging Pantry
- Hanging Wardrobe (N/A on B-1)
- Hot Water/Outside Shower with Water Filter (Std. on B-2, B-3 & B-5)
- Potti Privacy Drape (Std. on B-2, B-3 & B-5)
- Screen Room with Privacy Flaps
- Heated Bed Mats (Mandatory Option)

- Outside Entertainment Center
- Exterior Fiberglass Surface
- I-Beam Frame (E-Coat)
- Outside Marine Grade Speakers
- Outside Service Lights (3)
- Outside Shower
- Oversized Bathroom Skylight
- Patio Light
- Satellite Ready
- Six Gallon Gas/Elec. DSI Water Heater
- Spare Tire, Bracket & Molded Cover
- Stabilizer Jacks with Sand Pads (4)
- Stove Cover
- Tinted Safety Glass Windows

- Torsion Axle, Rubber Ryde Suspension
- Tub Surround In Shower
- TV Antenna/Cable/Satellite
- Two - 20 lb. LP Gas Bottles with Molded Cover
- Vacuum Bonded Laminated Construction
- Window Shades & Vented Bed End Curtains

OPTIONS

- Air Conditioner (13,500 BTU)
- AM/FM CD/DVD Player*
- Countertop Extension
- Create-A-Breeze™ Fan (Mandatory Option)
- Diamond Plate Front*
- Leather Furniture Upgrade

- M & T Raised Panel Cabinet Doors*
- 22" LCD HD TV*
- Microwave*
- Outside Gas Grill*
- Raised Refer Door Upgrade (6 Panel)
- Slide Topper Awning (N/A on B-195 EX & B-21 KRS)
- Sliding A.B.S. Storage Tray
- Three-Burner Range with Oven*
- Water Purifier*

**Included in Travel Pack option*

 Follow Us On
Facebook



Scan this barcode using
a QR Reader on your
smart phone to learn
more about Forest River.

Palomino RV

1047 East M-86 • Colon, MI 49040
Phone: (269) 432-3271 • Fax: (269) 432-2516
www.palominorv.com



Palomino Camping Trailers and Travel Trailers are designed to meet the varied needs of the customer. It is the responsibility of the owner to select the proper load combination for their individual needs without exceeding the listed axle weight capacities.

All illustrations and specifications contained in this literature are based on the latest product information at time of publication. Forest River reserves the right to make changes in prices, colors, materials, equipment and specifications at anytime, without notice, and assumes no responsibility for any error in this literature. All units are shipped F.O.B. point of manufacture.

**FREE EMERGENCY
ROADSIDE ASSISTANCE
SERVICE ADMINISTERED
BY COACH-NET®. ASK
YOUR DEALER FOR
MORE INFORMATION.**



Dealer