

2 0 0 7



Tradewinds



SPECIFICATIONS

S = Standard Equipment
O = Optional Equipment

COACH BODY CONSTRUCTION

Duraframe® all steel sub floor construction	S
Steel framed laminated floor	S
Steel framed crowned laminated fiberglass roof	S
Steel framed laminated fiberglass high gloss walls	S
Custom painted four color full body exterior graphics with choice of (3) color packages	S
One-piece tinted windshield	S
Protective film front mask	O
Front and rear molded high gloss fiberglass caps	S
Soft-touch padded vinyl ceiling	S
Heavy duty electric slide-out room system	S
Insulated aluminum exterior compartment doors with automotive style rotary latches and gas struts	S
Side-hinged compartment doors under slide-out rooms	S
Black aluminum two-piece rear ladder	S
D-ring tie downs in basement storage compartments	S
Automotive undercoating	S
Cockpit steel structure with insulated front bulkhead and dash support	S
Full-width mud flap with logo	O

COCKPIT FEATURES

Big button AM/FM cassette stereo and CD with four speakers	S
10-disc CD changer	S
Motorized rear vision system with built-in microphone and color monitor	S
Side-mount cameras (2) for rear vision system	O
GPS navigation system with color monitor	O
Sirius® satellite radio module with 6 month subscription	S
Driver and passenger reading lights with switches	S
Automotive styled dash design with padded vinyl and full gauge package	S
Passenger drink holder/utility tray	S
Low-mount automotive style windshield wipers	S
Power steering	S
Electronic cruise control	S
Douglas® tilt and telescoping steering column with 18" VIP® Smart Wheel	S
Adjustable pedals	S
Roof mounted dual chrome trumpet air horns	S
Chrome power controlled heated exterior mirrors	S
Four high power docking lights	S
Power Gear® fully automatic hydraulic leveling jacks with dash mounted controls	S
Passenger work station with 12V/120V receptacle and phone jack in console	S
Full-width front cockpit electric sunvisor	S
Manual driver side sun shade	S
Cup holders	S
Two 2-speed dash fans	S
Electric stepwell cover	S
Front privacy shades with wands in complimentary color to match interior decor	S
Illuminated stepwell	S

APPLIANCES & ACCESSORIES

27" flat screen TV monitor with front A/V jacks in living area	S
--	---

20" flat screen TV with front A/V jacks in bedroom	S
DVD home theater entertainment system	S
12 cu. ft. stainless steel Norcold® 4-door refrigerator with icemaker and in-the-door water dispenser	S
High output three burner cooktop (sealed burners) with flush mount Corian® range cover	S
Stainless steel convection microwave oven with carousel, built-in light and fan	S
Cable TV hook-up and multiple telephone jacks	S
TV antenna with booster	S
Pre-wired for satellite dish	S
Low profile Kingdome® automatic stationary satellite dish	O
Combination washer/dryer	O
Dual directional roll-out compartment storage tray	S
Second dual directional roll-out compartment storage tray	O
Central vacuum system with (3) ports	O

FURNITURE

Soft-touch Ultraleather™ 6-way power driver recliner seat with swivel base and manual passenger recliner seat with swivel base	S
Soft-touch Ultraleather™ 6-way power passenger recliner seat with swivel base and power footrest	O
Hide-A-Bed fabric sleeper sofa with air mattress	S
Hide-A-Bed soft touch Ultraleather™ sleeper sofa with air mattress	O
Freestanding soft touch Ultraleather™ swivel Euro-recliner chair with ottoman	S

INTERIOR

Throughout Coach

Maple paneling and doors	S
Cherry paneling and doors	O
Walnut paneling and doors	O
Solid wood raised panel cabinet doors and face framing	S
Drawers with ball bearing roller guide design with full extension galley and pantry guides	S
Dual stainless steel lavy sinks	S

Cockpit

Ceramic tile flooring at front entry	S
--------------------------------------	---

Living Area

Plush carpet with deluxe pad	S
Day/night shades with designer valances	S
Booth dinette with Corian® table top and slide-out storage drawers	O
Dining table/cabinet with built-in table extension, two high-back wooden chairs and two wooden folding chairs	S

Kitchen Area

Corian® kitchen countertop with decorative color coordinated edge and Corian® sink covers	S
Stainless steel under-mount kitchen sink	S
Ceramic tile and Corian® galley backsplash	S
Ceramic tile flooring	S
Venetian blind and valance	S

Bath Area

Ceramic tile flooring	S
Corian® lavy top with decorative color coordinated edge	S
Insulated skylight in shower	S

Window, valance and blind in the private toilet room	S
--	---

Bedroom Area

Black-out shades with designer valances	S
"Sandpiper Deluxe" residential-style innerspring pillow top queen size mattress (60"x 80")	S
Coordinating bedspread, pillows and shams	S
Corian® nightstand tops with decorative color coordinated edge	S
Cedar lining in wardrobe cabinet	S
Rear wardrobe with mirrored sliding doors	S
Corian® topped dresser with drawers and laundry hamper	S
Hardwood louvered washer/dryer doors below TV	S

ELECTRICAL SYSTEMS

50 Amp 120/240V distribution panel	S
50 Amp shore power cord with electric reel and activation switch	S
12V push button circuit breaker distribution panel	S
40 watt solar panel with LED indicator	S
Onan® 8.0 kW Quiet Diesel generator	S
2,000 watt inverter/converter with remote control panel	S
(4) 6V deep cycle house batteries	S
(2) 1900 CCA 12V maintenance-free chassis batteries	S
Systems monitor panel with built-in volt meter	S
Battery disconnect switch	S
120V patio receptacle and telephone jack	S
Three water pump switches (kitchen, bath and service station)	S
Courtesy light at entry-door switch panel	S
Fixed spotlights in slide-out overhead on dimmer switches	S
Lights in exterior storage compartments	S

PLUMBING SYSTEMS

Coach Exterior

Heated and insulated holding and water tanks	S
Pressurized water fill with regulator	S
Water heater bypass valve	S
Winterization antifreeze inlet to pump	S
Holding tank rinsing system (black tank only)	S
Outside shower	S
City water hose reel	S

Kitchen Area

Water filter	S
Single lever faucet with detachable gooseneck sprayer	S

Bedroom Area

Porcelain toilet with hand sprayer	S
Designer glass shower enclosure with (2) towel bars	S
One-piece neo-angled fiberglass shower with seat	S
Single lever stainless steel lavy faucet	S
Pre-plumbed for washer/dryer	S
10 gallon, quick-recovery water heater with direct spark ignition (gas/electric)	S

SAFETY FEATURES

Fire extinguisher	S
Deadbolt lock on entrance door	S
Keyless entry with keypad and remotes	S

120V GFI protected circuits (kitchen, bath and exterior)	S
Smoke, carbon monoxide (CO) and LPG detectors	S
Driver and passenger three point seatbelts	S
Emergency exit window(s)	S
Interior assist handle(s)	S
Deluxe acrylic exterior assist handle	S

WINDOWS, DOORS & AWNINGS

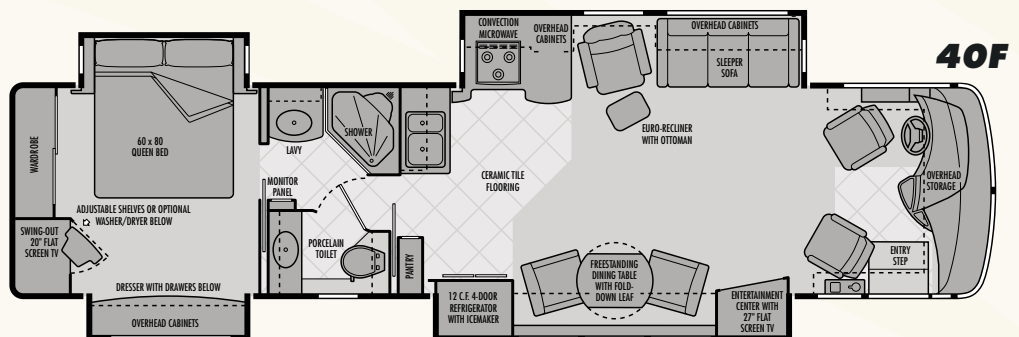
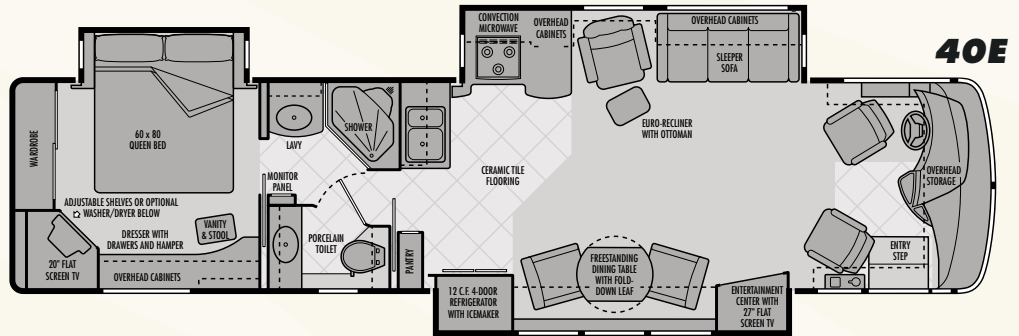
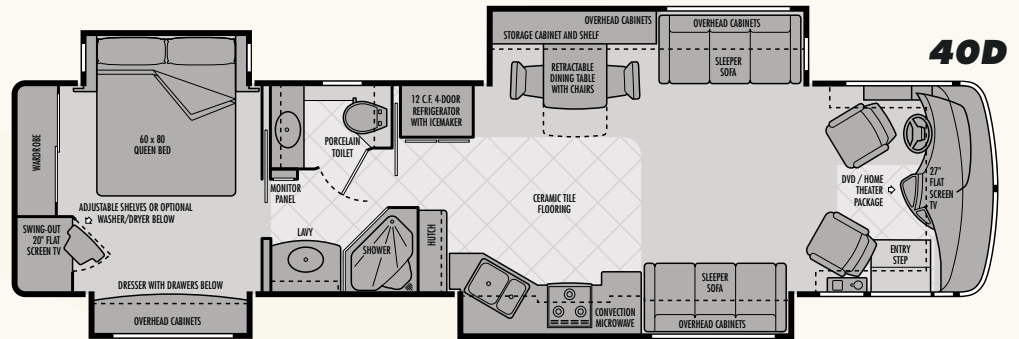
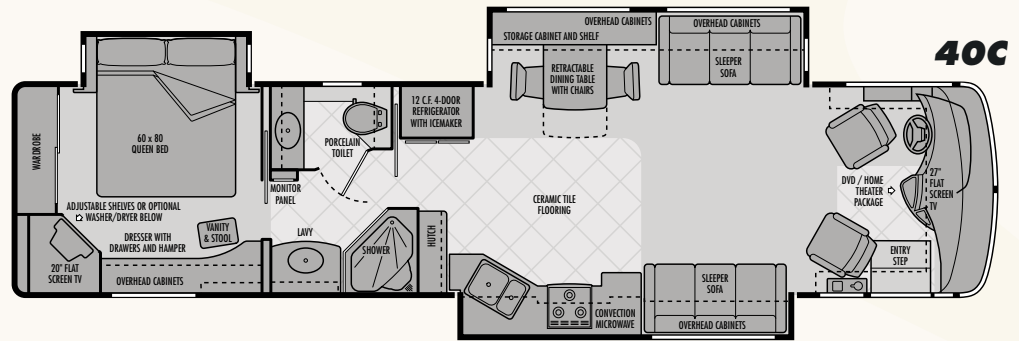
Insulated and tinted dual pane windows	S
Power double entrance step with light and anti-skid surface	S
Entrance door with clear glass, shade and screen door	S
Tinted skylight in bathroom	S
Ventilated windows on sides of slide-out rooms (lounge and bedroom slides only)	S
Electric patio awning with metal cover	S
Electric entry door awning	S
Slide-out topper awnings	S
Living room and bedroom window awning package	O
Exterior windshield sun screens	O

CLIMATE CONTROL SYSTEMS

Coleman® 2-ton high efficiency basement mounted air conditioner and heat pump with ceiling ducts and switch for 50A/35A modes	S
Dual furnaces (35,000 BTU front and 20,000 BTU rear)	S
12V Fan-Tastic® Vent with wall thermostat and rain sensor in living area	S
12V Fan-Tastic® Vent multi-speed fan with rain sensor in bathroom	O
12V roof exhaust fan in bathroom	S
Ceiling fan in bedroom	S
Dash automotive heating and air conditioner system with defroster	S

CHASSIS & DRIVETRAIN

CHASSIS	Freightliner® XC series
CHASSIS DESIGN	Raised rail
TIRES	275/80R 22.5 14-ply radial tires
WHEELS	(4) Polished aluminum alloy wheels with (2) inner rear dual steel wheels with valve extensions
BRAKES	Full air brakes with ABS
SUSPENSION	Full air suspension system with manual air dump
AXLE RATIO	4.63:1
FUEL CAPACITY	150 gallons
HITCH	10,000 lb. Class IV hitch receiver with skid bar and 7-pin electrical connector
ALTERNATOR	Leece-Neville® 160 amp
CHASSIS WARRANTY	3 yrs/50,000 miles
ENGINE	Cummins® ISL turbo diesel
DISPLACEMENT	8.9 liters
PEAK HP	400 HP @ 2,000 RPM
PEAK TORQUE	1,200 lb./ft.
ENGINE BRAKE	2-stage engine compression brake
ENGINE WARRANTY	5 yrs/6,000 operating hours
TRANSMISSION	Allison® MH3000
TRANS TYPE	6 speed automatic with overdrive
SHIFTER	Touch pad electronic shifter with digital display
TRANS WARRANTY	5 yrs/unlimited miles



NOTE: Colors, equipment and specifications depicted in this brochure are subject to change without notice. Please verify the actual equipment installed on any specific motorhome prior to purchase.

EXTERIOR COLORS



MANHATTAN



MAUI



CAMBRIA

WEIGHTS & MEASUREMENTS

WEIGHT RATINGS (POUNDS)	40C	40D	40E	40F
Gross Vehicle Weight Rating (GVWR)	32,000	32,000	32,000	32,000
Gross Combined Weight Rating (GCWR)	42,000	42,000	42,000	42,000
Front Gross Axle Rating	12,000	12,000	12,000	12,000
Rear Gross Axle Rating	20,000	20,000	20,000	20,000

MEASUREMENTS	40C	40D	40E	40F
Wheelbase	262"	262"	262"	262"
Overall Length	40' 5"	40' 5"	40' 5"	40' 5"
Overall Height (add 7" for satellite dish)	12' 3"	12' 3"	12' 3"	12' 3"
Interior Height	85"	85"	85"	85"
Interior Width	96½"	96½"	96½"	96½"
Exterior Width	101½"	101½"	101½"	101½"

TANK CAPACITIES (GALLONS)	40C	40D	40E	40F
Water Heater	10	10	10	10
Fresh Water (including water heater)	110	110	110	110
Gray Tank	60	60	60	60
Black Tank	60	60	60	60
LP-Gas (liquid volume)	50.6	50.6	50.6	50.6

NOTE: Colors, equipment and specifications depicted in this brochure are subject to change without notice.

2007 Tradewinds



NATIONAL R.V., INC.
 3411 N. Perris Boulevard
 Perris, California 92571
 (800) 322-6007 • Fax (951) 943-8498
www.nationalrv.com

©2006 National R.V., Inc. Colors, equipment and specifications depicted in this brochure are subject to change without notice. Please verify the actual equipment installed on any specific motorhome prior to purchase.

TRAD07V0 • OCT 06



National RV, Inc. is a subsidiary of National RV Holdings, Inc., a public company whose shares are traded on the New York Stock Exchange under the symbol **NVH**. Please see www.nrvh.com for more information.



YOUR AUTHORIZED TRADEWINDS DEALER IS:

