

AEROLITE

AEROLITE



Model
315BHSS

Introducing the All New Aerolite!



Model 315BHSS in Sienna



Model 315BHSS Bunk Area



Room for All!

Aerolite's 315BHSS utilizes every square inch of space for sleeping. Need even more? Simply option in the Mega Sofa. (See page 7).



Model 315BHSS
Master Bedroom
with King Bed



Model 315BHSS with Loft
in the Sleeping Position



Model 315BHSS Kitchen



Model 315BHSS
Bath

For more information on Aerolite floorplans, photo images, 360s, product information, specifications and standards/options, please visit us online at www.Aero-RV.com.



Pass Through Storage



Aluminum Rims



Black Tank Flush



Frameless Windows



Power Awning

Aerolite Package

- Power Awning
- Aluminum Rims
- Frameless Windows
- King Bed
- Black Tank Flush
- Pass Through Storage
- Crowned Interior Roof



Model 248RBSL in Chestnut

Every Aerolite comes with a crowned interior roof, giving you the most living space and interior height possible. With its 6-foot 10-inch interior height, Aerolite offers six to eight inches more headroom than anyone else.

Families appreciate the residential feel of our interiors, as well as our unique floorplans and fuel-saving aluminum lightweight construction.



Well-Planned Interiors!

The Aerolite 294RKSS offers well-planned, comfortable seating areas that face each other, a U-shaped dinette, a rear kitchen with tons of counter space, and a spacious bedroom with king-sized bed.



Model 294RKSS
in Entourage



Model 294RKSS Shower



Model 288RLSS
Master Bedroom
with King Bed



Model 288RLSS Kitchen



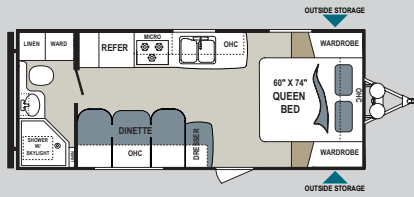
Convenient Spaces!

The Aerolite 288RLSS boasts a rear living room with angle TV, spacious kitchen and bath, and a double entry (inside and outside) bedroom.



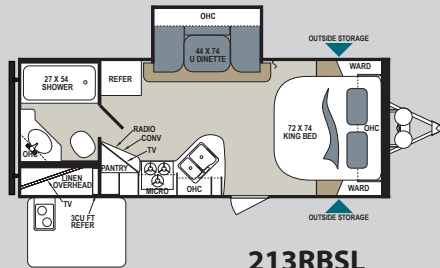
Model 288RLSS in Sienna Decor

Travel Trailers



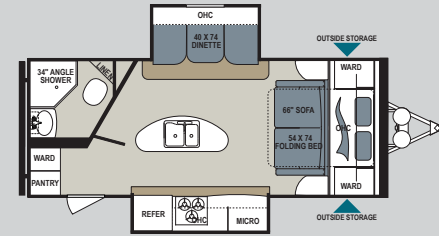
205KB

UVW	TBD	Fresh Water Capacity	TBD
Hitch	TBD	Black Water Tank	TBD
Cargo	TBD	Grey Water Tank	TBD
Overall Height	TBD	Tire Size	TBD
Overall Length	TBD	Furnace BTU Output	TBD



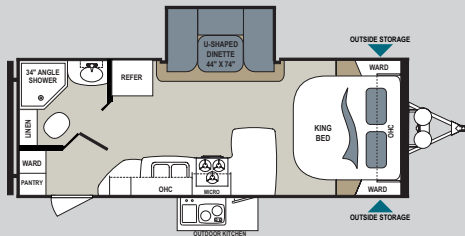
213RBSL

UVW	4,847	Fresh Water Capacity	52
Hitch	523	Black Water Tank	28
Cargo	1,753	Grey Water Tank	39
Overall Height	10' 11"	Tire Size	ST205/75R14(C)
Overall Length	25'	Furnace BTU Output	19,000



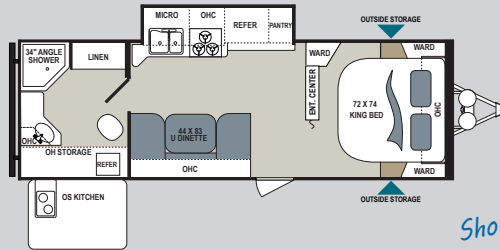
218RBSL

UVW	TBD	Fresh Water Capacity	TBD
Hitch	TBD	Black Water Tank	TBD
Cargo	TBD	Grey Water Tank	TBD
Overall Height	TBD	Tire Size	TBD
Overall Length	TBD	Furnace BTU Output	TBD



225RBSL

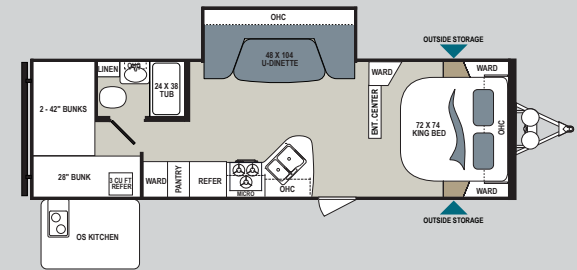
UVW	4,862	Fresh Water Capacity	52
Hitch	560	Black Water Tank	28
Cargo	1,738	Grey Water Tank	39
Overall Height	10' 11"	Tire Size	ST205/75R14(C)
Overall Length	26' 3"	Furnace BTU Output	19,000



248RBSL

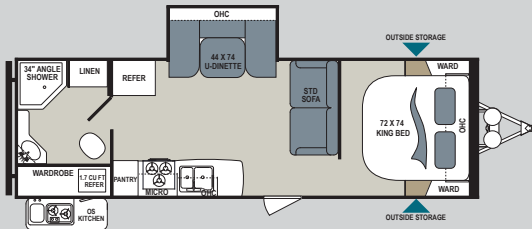
UVW	5,179	Fresh Water Capacity	52
Hitch	639	Black Water Tank	28
Cargo	1,421	Grey Water Tank	39
Overall Height	11'	Tire Size	ST205/75R14(C)
Overall Length	28' 8"	Furnace BTU Output	30,000

*Shown on
pg 4*



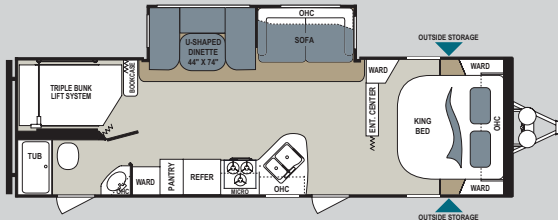
250KBHS

UVW	TBD	Fresh Water Capacity	TBD
Hitch	TBD	Black Water Tank	TBD
Cargo	TBD	Grey Water Tank	TBD
Overall Height	TBD	Tire Size	TBD
Overall Length	TBD	Furnace BTU Output	TBD



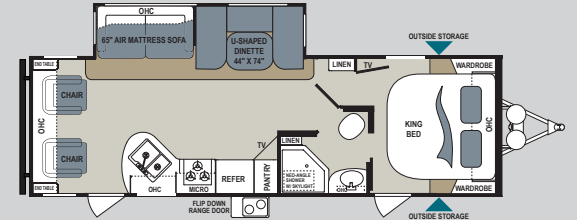
254RBSL

UVW	TBD	Fresh Water Capacity	TBD
Hitch	TBD	Black Water Tank	TBD
Cargo	TBD	Grey Water Tank	TBD
Overall Height	TBD	Tire Size	TBD
Overall Length	TBD	Furnace BTU Output	TBD



282DBHS

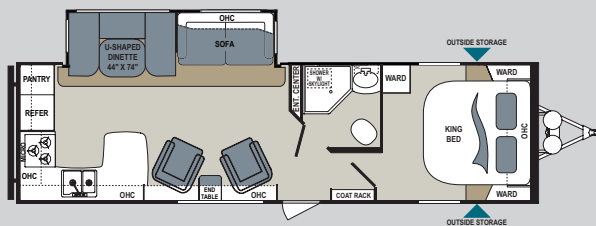
UVW	6,019	Fresh Water Capacity	52
Hitch	831	Black Water Tank	28
Cargo	1,581	Grey Water Tank	39
Overall Height	11' 1"	Tire Size	ST205/75R14(C)
Overall Length	28' 9"	Furnace BTU Output	30,000



288RLSS

UVW	5,779	Fresh Water Capacity	52
Hitch	751	Black Water Tank	28
Cargo	1,821	Grey Water Tank	39
Overall Height	11'	Tire Size	ST205/75R14(C)
Overall Length	30' 8"	Furnace BTU Output	30,000

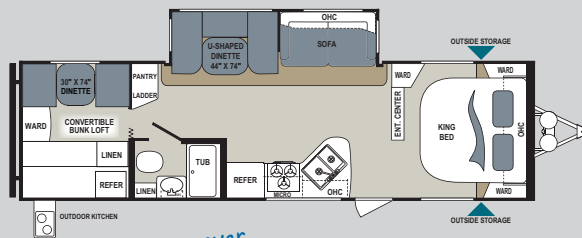
*Shown on
pg 5*



Shown on
pg 4

294RKSS

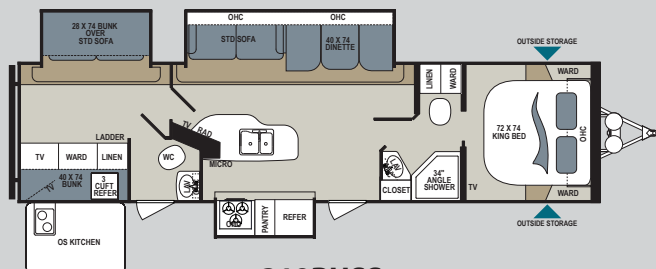
UVW	6,149	Fresh Water Capacity	52
Hitch762	Black Water Tank	28
Cargo	1,451	Grey Water Tank	78
Overall Height	11'	Tire Size	ST205/75R14(C)
Overall Length	33' 6"	Furnace BTU Output	30,000



Shown on cover,
pg 2 & 3

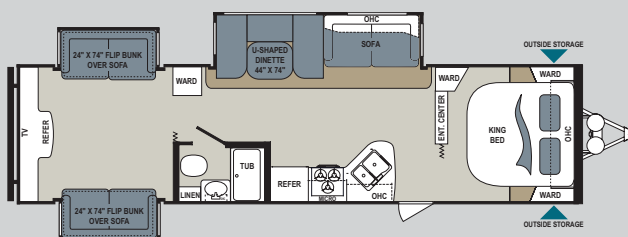
315BHSS

UVW	6,196	Fresh Water Capacity	52
Hitch801	Black Water Tank	28
Cargo	1,404	Grey Water Tank	39
Overall Height	11'	Tire Size	ST205/75R14(C)
Overall Length	33' 4"	Furnace BTU Output	30,000



319BHSS

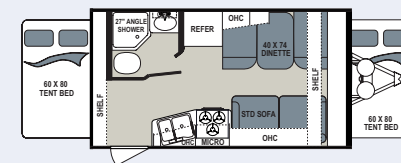
UVW	TBD	Fresh Water Capacity	52
Hitch	TBD	Black Water Tank	28
Cargo	TBD	Grey Water Tank	28
Overall Height	TBD	Tire Size	ST225/75R15(D)
Overall Length	36' 11"	Furnace BTU Output	30,000



326BHSL

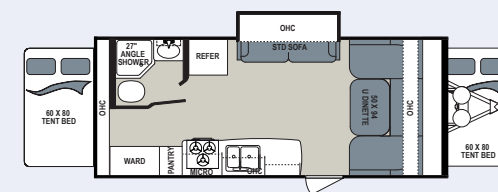
UVW	7,275	Fresh Water Capacity	52
Hitch	1,013	Black Water Tank	28
Cargo	2,405	Grey Water Tank	39
Overall Height	11' 1"	Tire Size	ST225/75R15(D)
Overall Length	36' 3"	Furnace BTU Output	30,000

Expandables



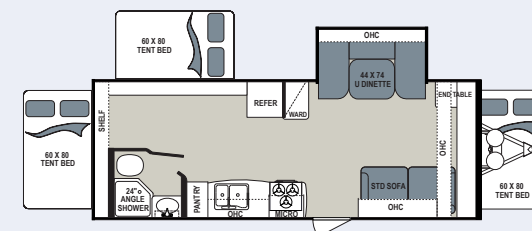
174ES

UVW	3,108	Fresh Water Capacity	52
Hitch284	Black Water Tank	28
Cargo742	Grey Water Tank	39
Overall Height	10'	Tire Size	ST205/75R14(C)
Overall Length	18' 6"	Furnace BTU Output	19,000



194ES

UVW	TBD	Fresh Water Capacity	52
Hitch	TBD	Black Water Tank	28
Cargo	TBD	Grey Water Tank	39
Overall Height	TBD	Tire Size	ST205/75R14(C)
Overall Length	TBD	Furnace BTU Output	19,000



224ES

UVW	TBD	Fresh Water Capacity	TBD
Hitch	TBD	Black Water Tank	TBD
Cargo	TBD	Grey Water Tank	TBD
Overall Height	TBD	Tire Size	TBD
Overall Length	TBD	Furnace BTU Output	TBD



Mega Sofa Option



Mega Sofa
Option!



AEROLITE STANDARDS & OPTIONS

EXTERIOR FEATURES

Aluminum Wheels	STD
Easy Lube Axles	STD
Stabilitrack Suspension System	STD
Radial Tires	STD
Spare Tire/Carrier	STD
Dual Arched AEROSPACE Ceiling Assembly	STD
Diamond Plate	STD
Dark Grey Fiberglass Exterior	STD
Tinted Safety Glass Windows	STD
Aerolite Value Package (mandatory)	
Outside Speakers	STD
* Aluminum Wheels	
Hitch Light	STD
* Frameless Windows	
Patio Light	STD
* Crowned Interior Roof	
Bedroom Roof Vent	STD
* Black Tank Flush	
4 Corner Stabilizer Jacks	STD
Power Awning w/Adjustable Legs	STD
* Power Awning	
LP Cover	STD
* King Bed	
20 Pound Bottles	STD
Exterior Shower	STD
LP Quick Disconnect	STD
Extended Down Spouts	STD
TV Antenna	STD
Double or Triple Entry Step	STD

INTERIOR FEATURES

Syntec Vinyl Flooring	STD
Centralized Utility Panel	STD
Night Shades throughout Living Area	STD
Raised Wood Wall Border in Living Area	STD
Bath Skylight	STD
Tub Surround	STD
12V Bath Exhaust Fan	STD
Valance Legs	STD
Rangehood w/12V Fan/Light	STD
6 Gallon Gas/Electric/DSI Water Heater	STD
AM/FM/CD/DVD Jensen	STD
Cable TV Hookup w/Booster	STD
Bedroom TV Hookup w/LCD Backer	STD
13,500 BTU Ducted AC	STD
6 CU Foot Double Door Refer	STD
Black Refer Insert	STD
Black Tank Flush	STD
Foot Flush Toilet	STD
Flip Sofa	STD
U-Shaped Dinette	STD

OPTIONS

15,000 BTU A/C	OPT
Power Tongue Jack	OPT
Heated Enclosed Underbelly	OPT
Mega Sofa IPO U-Shaped Dinette & Flip Sofa	OPT
Tri-Fold Deluxe Sofa IPO Flip Sofa	OPT

Aerolite Value Package (mandatory)

- * Aluminum Wheels
- * Frameless Windows
- * Crowned Interior Roof
- * Black Tank Flush
- * Power Awning
- * King Bed



Sienna



Chestnut



Entourage

Your Local Dealer



Disclaimer: Product information is as accurate as possible as of the date of publication of this brochure. Features, floorplans and specifications are subject to change without notice. Please also consult our website for more current product information and specifications.

Tow Vehicle Disclaimer CAUTION: Owners of Dutchmen Manufacturing, Inc., recreational vehicles are solely responsible for the selection and proper use of tow vehicles. All customers should consult with a motor vehicle manufacturer or their dealer concerning the purchase and use of suitable tow vehicles for Dutchmen products. Dutchmen disclaims any liability or damages suffered as a result of the selection, operation, use or misuse of a tow vehicle. Dutchmen's limited warranty does not cover damage to the recreational vehicle or the tow vehicle as a result of the selection, operation, use or misuse of the tow vehicle.



www.Aero-RV.com

P.O. BOX 2164 • 2164 Caragana Court Goshen, Indiana 46526 • Sales: 574.537.0600 Fax: 574.975.0626