

09
Patriot Thunder



Beaver®

Different by Design.

PERFORMANCE

At the heart of the Patriot Thunder is the world's only chassis devoted exclusively to luxury motor coaches — the Roadmaster Chassis. You see, Roadmaster chassis are custom built to the exact specifications of each model and floorplan, meaning coach and chassis are in perfect harmony. For you, that means an impeccable ride and superior handling. Roadmaster's semi-monocoque construction utilizes the most advanced design and engineering to distribute stress evenly throughout the entire chassis, reducing the possibility of torque or twisting and increasing durability and reliability. It's the ultimate foundation for a luxury ride.

WARRANTIES

- › 12 Month/24,000 Mile basic limited warranty
- › 5 Year/50,000 Mile limited warranty on aluminum or steel frame structure of sidewall, roof, front and rear cap
- › 3 Year/50,000 Mile limited warranty on Roadmaster chassis

See owner's manual for complete details.

POWERED BY CATERPILLAR®

Behind the beauty of a Beaver Motor Coach is the brawn of a Caterpillar® engine. The legendary power and durability of a Cat® is backed by a 5-year/200,000-mile warranty with no deductible. No one else even comes close to that kind of warranty. Plus, with ACERT® technology the Cat® not only is the cleanest running engine and fully compliant with all EPA standards, but also saves you money with the lowest operating costs in the industry.




- 1 10,000-lb. or optional 15,000 lb. hitch receiver offers powerful towing capacity with 7/4-way trailer plug. The coach is also prewired for a supplemental braking system.
- 2 The three-point engine mounting system lowers the coach's center of gravity and reduces the amount of vibration that reaches the coach. The mounting also makes the engine easier to service by allowing the engine to be easily lowered through the bottom of the coach.
- 3 Caterpillar® 525 HP C-13 Engine.
- 4 Basement structure rust inhibitor: To prevent corrosion, the basement storage area is constructed with pre-primed steel with rust-inhibiting paint.
- 5 Allison® 4000 MH 6-Speed World Transmission for smooth shifting; our exclusive use of synthetic transmission fluid allows for up to three-year maintenance intervals.

6-LAYER LAMINATED GEL COAT FIBERGLASS SIDEWALL CONSTRUCTION (LEFT TO RIGHT)

- › Laminated gel coat fiberglass outer wall
- › Luaun paneling
- › Heavy-gauge tubular steel and 4" steel plate backers
- › State-of-the-art foam seals every nook and crevice
- › Luaun paneling; walls are Vac-U-Bonded for added strength
- › Decorative wall coverings





Roadmaster
Chassis

6 Full Cushion Air Glide suspension system positions 10 shocks and 10 air bags, 8 of which are outboard mounted with auto-leveling for greater stability, a smoother ride and the best handling in its class.

- Unique three-degree rear axle tilt perfectly aligns the engine, transmission and differential, minimizing stress on the drivetrain and reducing noise and vibration in the coach.
- Automatic Traction Control (ATC) eliminates wheel slippage in slick conditions and heightens control.
- Tag axle lifts for added maneuverability in tight spots.

7 Full-length frame rails fabricated from 3" by 8" by 1/4" 60,000 PSI structural steel; rails are spaced 44" on center for a wider stance and unmatched strength.

8 The semi-monocoque design, with trussed superstructure, distributes stress evenly throughout the entire chassis and adds strength to sidewalls and bays.

9 Dual ping air tanks with 3/4" air lines for quicker response and improved ride and handling.

10 Compression Two-Stage Engine Brake assures you of safely traveling steep grades while 6-wheel anti-lock brakes with disc brakes in both the front and rear help you maintain control in severe road conditions.

11 295/80R steel-belted all-season tires ensure a safe and quiet ride (G670 RV tire).

12 The truss power steering box allows for a 50-degree front wheel turn angle in both directions for better maneuverability and returns the steering wheel to its center position to eliminate driver fatigue.

13 All chassis are equipped with steel cage construction, steel firewall and steel stepwell for added safety.


14 Multiplex wiring, used throughout the coach, replaces cumbersome bundles of wire with separate modules. These modules communicate via a single wire, making servicing easier and reducing the overall weight of the RV. A service technician can simply hook up a laptop directly to the modules for easy troubleshooting.



5-LAYER FLOOR CONSTRUCTION

(TOP TO BOTTOM)


- › Tile or 1/2" carpet pad and carpeting
- › Dyna-span flooring provides strength and durability
- › Decibel layer intercepts and dampens road noise
- › Dyna-span flooring
- › Waterproof fiberglass underbelly provides moisture barrier



8-LAYER MOLDED FIBERGLASS ROOF CONSTRUCTION

(TOP TO BOTTOM)

- › One-piece 1/4" fiberglass roof is crowned for easy water runoff and seamlessly joined with front and rear caps
- › Vapor barrier
- › 3-1/2" tapered bead foam supports the crowned roof; center tunnel houses wiring and air conditioner ducts
- › 1/4" marine grade plywood sheeting
- › Heavy gauge tubular steel framework
- › State-of-the-art foam seals every nook and crevice
- › Luaun and vinyl paneling are Vac-U-Bonded
- › Padded vinyl interior headliner absorbs sound and is easy to clean



ELEGANCE

The fine-tuned performance of the Patriot Thunder is matched by the exquisite beauty of its decors and the craftsmanship of its cabinetry. Choose the color that takes your breath away and combine it with one of our signature wood styles — to create a motor coach that's as distinctive as you are.

MOONLIGHT TRAIL



POMPANO AUTUMN



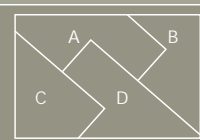
NASSAU GOLD II



SOPHISTICATION


Beaver owes its plush comfort to rich upholstery, textured carpeting, unique bedspread designs and beautifully coordinated accents. For 2009, our expert designers have assembled combinations for every taste — from bold and exotic to classic and traditional.

- A. BEDSPREAD
- B. DINETTE
- C. CARPET
- D. SOFA

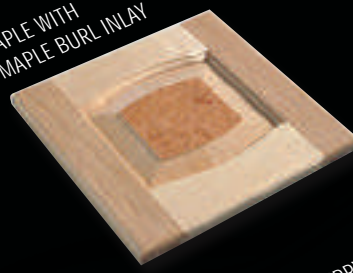




NATURAL MAPLE




MAPLE WITH
MAPLE BURL INLAY



NATURAL CHERRY



CHERRY WITH
MAPLE BURL INLAY



GLAZED CHERRY WITH
ACCENT DOOR TRIM



RALPH LAUREN BLACK PEARL



RALPH LAUREN KINGSBRIDGE



RALPH LAUREN WINDERMERE



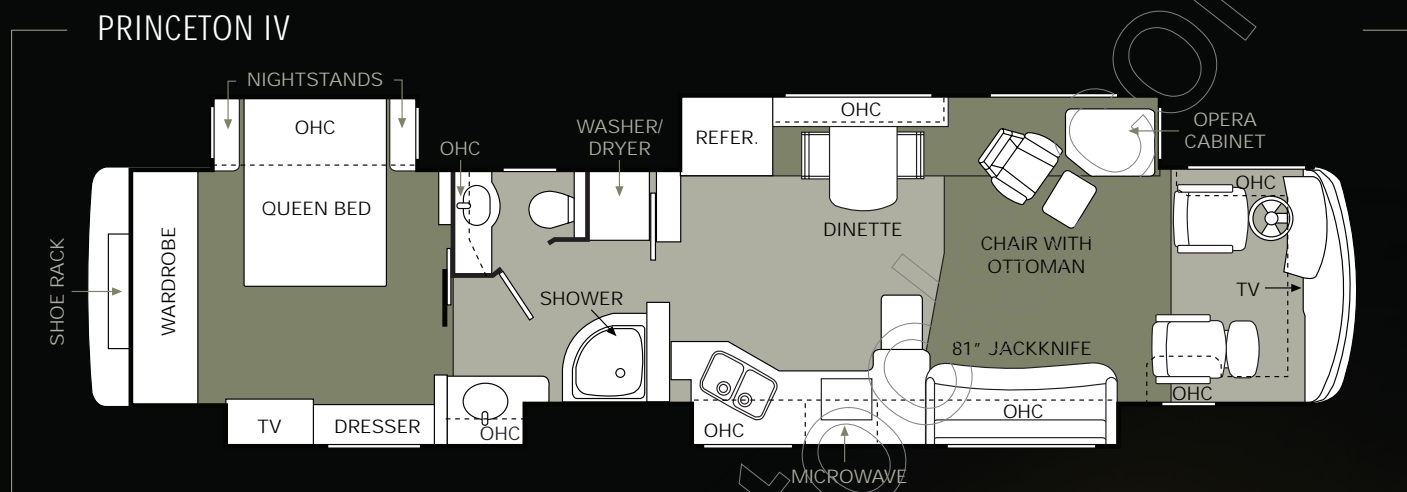
RALPH LAUREN PACKAGE:

Here's a feast for your senses. Our exclusive Ralph Lauren package offers upgraded features throughout the coach. Because we want your life on the road to be beautiful.

- › Exclusive Ralph Lauren Fabrics, Both Living Room and Bedroom
- › Upgraded Villa Furniture Featuring 2-Tone Ralph Lauren Fabric/Leather and Villa Dinette Chairs
- › Upgraded Galley and Lavatory Faucets
- › Upgraded Tumbled Stone Galley/Bath Backsplashes
- › Exclusive Fabrica Carpet
- › Additional Decorative Pillows in Ralph Lauren Fabrics
- › Decorative Lighting
- › Detailed Decorative Carved Headboard
- › Upgraded Carved Slide-Out Fascia
- › Upgraded Wallpaper and Ceiling Treatments
- › Black Microwave

09

Patriot Thunder



CARPET TILE

CONCORD IV, BRANDYWINE IV, WINCHESTER III AND TRENTON IV FLOORPLANS COMING SOON.

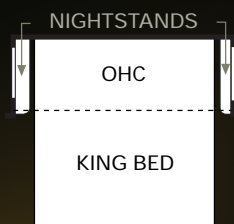
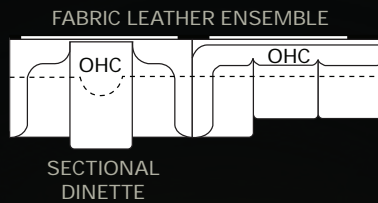
INSPIRATION

Ask any Patriot Thunder owner what makes this coach special, and you're sure to get an earful. That's because this is an elite motorhome experience that combines awe-inspiring power with incomparable ride and handling — signature Beaver craftsmanship with advanced technology. One step inside, and you'll fall in love with the breathtaking interior and its countless stunning details. It's all designed to inspire the journeys of a lifetime.

Ask any Patriot Thunder owner what makes this coach special, and you're sure to get an earful. That's because this



FLOORPLAN OPTIONS



- › Leather Sectional Booth Dinette Ensemble
- › Fabric Sectional Booth Dinette Ensemble
- › Two Folding Chairs with Sectional Booth Dinette Ensemble
- › Roadside: Leather Recliner (N/A: Winchester III)
- › Roadside: Leather Sofa with Drawer
- › Curbside: Leather Sofa with Drawer
- › Curbside: Leather Hide-A-Bed with Air Mattress (N/A: Winchester III)
- › Curbside: Fabric Hide-A-Bed with Air Mattress (N/A: Trenton IV, Winchester III)
- › King Bed with Pillowtop-Hinged Mattress (72" x 80")
- › King Air Mattress with Digital Remote (72" x 80")
- › Bedroom Workstation and Window ILO Walk-In Closet (Winchester III Only)
- › Tower-Style Computer Desk with Euro-Recliner
- › Laptop-Style Computer Desk with Euro-Recliner

REFINEMENT

Patriot Thunder offers a wide range of new standard and optional features for 2009. Highlights include the optional Bluetooth® HandsFreeLink® System, Blue Ray entertainment package and exterior entertainment center with a 26" LCD TV and DVD player. Patriot also features a wide range of stylish interior highlights, including a new recessed ceiling design in the living room and new mosaic tile backsplashes in the kitchen and bath.

09

Patriot Thunder

Due to continuous product improvement, please see the website for the latest in standards and options, specifications, and technical data. Go to www.beavermotorcoaches.com.

		CONCORD IV	BRANDYWINE IV	WINCHESTER III	PRINCETON IV	TRENTON IV
WEIGHTS	Gross Vehicle Weight Rating (Lbs.)	50,160	50,160	50,160	50,160	50,160
	Gross Combined Weight Rating ¹ (Lbs.)	60,160	60,160	60,160	60,160	60,160
	Front Gross Axle Weight Rating (Lbs.)	15,160	15,160	15,160	15,160	15,160
	Rear Gross Axle Weight Rating (Lbs.)	23,000	23,000	23,000	23,000	23,000
	Tag Gross Axle Weight Rating (Lbs.)	12,000	12,000	12,000	12,000	12,000
MEASUREMENTS	Wheelbase	242 3/4"	280"	280"	280"	280"
	Overall Length	41' 7"	44' 11"	44' 11"	44' 11"	44' 11"
	Overall Height (12' 6" to Top of A/C)	12' 6"	12' 6"	12' 6"	12' 6"	12' 6"
	Exterior Width	100.5"	100.5"	100.5"	100.5"	100.5"
	Interior Height (Carpet to Vinyl)	84"	84"	84"	84"	84"
TANK CAPACITIES ²	Gray Tank (Gal.) (Increased to 70 gal. ILO 56 gal.)	70	70	70	70	70
	Black Tank (Gal.) (Decreased to 40 gal. ILO 56 gal.)	40	40	40	40	40
	Fresh Tank (Gal.)	100	100	100	100	100
	Fuel Tank (Gal.)	150	150	150	150	150
	LP Tank (Gal.)	25	25	25	25	25

¹ Towing capacity is limited by GCWR; your vehicle's towing capacity is the difference between the GCWR and the actual vehicle weight, including all water, fuel, passengers and cargo. Your towed vehicle should be equipped with auxiliary brakes if the weight of the towed vehicle exceeds 1,000 lbs. Consult your owner's manual for further towing information.

² All tank capacities are estimated based upon calculations provided by the tank manufacturers and represent approximate capacities. The actual "usable capacity" may be greater or less than the estimated capacities based upon fabrication and installation of the tanks.

The actual overall length of the recreational vehicle may differ from that indicated in the brochure due to variances in the manufacturing process and/or installed components. The actual length may be greater or less than that indicated. Due to the large variety of options and floorplan arrangements available to our customers, actual weights for each unit can differ significantly. Beaver Motor Coaches provides a weight sticker on each unit we produce

which includes that unit's tank capacities and approximate weight. Consult your local Beaver Motor Coaches dealer for unit availability and further information.

The information printed in this brochure reflects product design, fabrication, and component parts at the date of printing. The manufacturer reserves the right, at any time, to make changes in product design or material or component specifications as its sole option, without notice. This includes the substitution of components of a different brand or trade name which will result in comparable performance.

All information printed in this brochure is subject to change after the date of printing. Some features shown or mentioned in this brochure are optional and may only be available in selected floorplans. Photographs may show props or decorations that are not standard equipment on Beaver Motor Coach models. Beaver Motor Coaches, the Beaver logo and its design, are registered trademarks. All other products and company names are trademarks and/or registered trademarks of their respective holders. While the color of the motorhome's exterior and the

interior fabrics depicted in this sales brochure are fair and reasonable depictions, the colors depicted may not be an exact match of the actual colors because of the variances in photo-processing and variances caused by inserting the photographs within the sales brochure.

Due to product improvements, changes during the model year and/or transcription errors that may occur, information represented within this brochure may not be accurate at the time of your purchase. If certain information is significant to your purchasing decision, please confirm the information with your dealer prior to submitting your order. Component part and appliance manufacturers issue limited warranties covering those portions of the recreational vehicle not covered by the Limited Warranties issued by Monaco Coach Corporation. To learn which specific component parts and appliances are excluded from the Limited Warranties issued by Monaco Coach Corporation, please contact your selling dealership or Monaco Coach Corporation directly, or review the warranty packet inside the recreational vehicle.



SPECIFICATIONS

BODY CONSTRUCTION

- › Heavy-Duty Steel Superstructure with Steel Cage Cockpit Construction
- › Seamless One-Piece Molded Crowned Fiberglass Roof
- › All-Season Foam Insulated Roof
- › Laminated Gel Coat Fiberglass Sidewalls
- › Five-Layer Flooring with Two Layers of OSB Flooring
- › Deluxe Full-Body Paint with Logos on Front and Rear Caps
- › Panaview™ 1-Piece Front Windshield
- › Double-Head Power-Controlled Heated Chrome Exterior Mirrors
- › Daytime Running Lights
- › Halogen Driving Lights
- › Recessed Side Docking Lights
- › Dual Trumpet Air Horns
- › Insulated Aluminum Baggage Doors with Power Locks
- › Lined Storage Compartments
- › Interlocking Aluminum Framed Slide-Out Houses
- › Rear Ladder
- › Full-Length "Beaver" Mud Flap
- › Chrome Rocker Trim
- › 3M Film Front Mask
- › One Manual Storage Bay Slide-Out Storage Tray (One-Side)
- › One Manual Storage Bay Slide-Out Tray (Full Pass-Through)
- › Electric Slide-Out Storage Tray (Full Pass-Through)

CHASSIS/ENGINE/SUSPENSION

- › Roadmaster S-Series: Semi-Monocoque Chassis (with 3" x 8" Main Rails)
- › CAT® 525 HP C-13 and Allison® 4000 MH 6-Speed World Transmission with Electronic Shifter
- › Torque: (@ 1,200 RPM) 1,750 lbs./ft. Max. Net
- › Engine Displacement: 763 Cu. In. /12.5L
- › Dual Fuel Fill
- › 200 Amp Alternator
- › Rear Axle Ratio: 4.33:1
- › Tires: 295/80R/22.5
- › Polished Aluminum Wheels
- › Full-Cushion Air Glide Suspension with 10 Shocks and 10 Air Bags, 8 of Which Are Outboard Mounted
- › Air Suspension with Ping Tank
- › Automatic Traction Control
- › Air Disc Brake System with ABS (Front and Rear)
- › Tag Axle with Anti-Lock Braking System (Drum)
- › CAT® Compression Two-Stage Engine Brake (with Hi/Lo Switch)
- › Engine Block Heater with Switch on Dash
- › Prewire for Supplemental Braking System (Includes Wiring Only)
- › Ignition Key on Steering Column
- › Hydraulic Leveling System
- › 10,000 Lb. Hitch Receiver and 7/4-Way Trailer Plug
- › Multiplex Chassis Wiring
- › Remote Inflation Connector
- › Dual Leveling System (Air/Hydraulic)
- › Air Leveling (Replaces Hydraulic Leveling)
- › Electronic Adjustable Suspension System
- › TripTek Smart Tire Monitoring System
- › 15,000 Hitch with Non-Liftable Tag When Tow Vehicle Is Hooked Up

COCKPIT

- › In-Dash AM/FM Stereo with 10-Disc CD Changer
- › Rear Vision System with Color Monitor
- › SEE-Vision Security/Exterior Cameras
- › Compass and Temperature Gauge
- › CB Radio Prep (Cable and Antenna)
- › Electric Cockpit Blackout Shades with Manual Sunscreens
- › Adjustable Accelerator and Brake Pedals
- › Two-Tone Leather VIP Lighted Smartwheel® with Controls for Windshield Wipers, ICC and Cruise Control
- › 6-Way Power Ultraleather™ Pilot and Co-Pilot Seat with Adjustable Head and Armrests, Electric Lumbar and Heat Colored Pleats, Thunder Logo, Memory Capabilities on Pilot Seat
- › Power Cockpit Window Blinds (Cockpit Only)
- › Bluetooth® HandsFreeLink® in Cockpit (Available Only with GPS)
- › CB Radio
- › GPS Navigation System with Touchscreen
- › XM Satellite Stereo (Requires Subscription)
- › Sirius Satellite Stereo (Requires Subscription)

APPLIANCES AND ACCESSORIES

- › 17 Cu. Ft. Four-Door Refrigerator with Raised Panel Doors
- › Recessed High-Output 2-Burner Cooktop with Flush-Mounted Covers
- › Spacesaver Convection Microwave with Touch Control
- › Power TV Antenna
- › Prep for Satellite Receiver
- › Fixed 40" LCD TV with Remote in Living Area (N/A: Trenton IV)
- › 46" LCD TV in Living Area (Trenton IV Only)
- › 26" LCD TV with Remote Control in Bedroom
- › Home Theater System in Living Area
- › Bedroom DVD Player
- › Universal Remote System for Living Area TV
- › Combination Washer/Dryer Prep
- › Combination Washer/Dryer
- › Stackable Washer/Dryer
- › Central Vacuum System
- › Residential Refrigerator with Raised Panel Doors and 2 Additional Batteries
- › Residential Refrigerator with AGM Batteries
- › Stainless Steel Refrigerator Panels
- › 26" LCD TV in Living Area Overhead (Trenton IV Only)
- › Swing-Down 40" LCD TV in Living Area Ceiling (N/A: Trenton IV)
- › Dishwashing Drawer
- › Exterior 26" LCD TV with Swing Arm with DVD Player
- › Exterior 32" LCD TV with DVD Player (N/A: Trenton IV)
- › 32" LCD TV with Remote Control in Bedroom
- › KVH R5 In-Motion Digital Satellite System (Receivers Not Included)
- › KVH R6 In-Motion Digital Satellite System (Receivers Not Included)
- › Multi-Satellite HD KU/KA Dish (Receivers Not Included)

STANDARD ☐ OPTION ☐

INTERIOR

- › Gloss Finish Cabinetry
- › Dinette Wall Cabinet with Solid Surface Top
- › Low-Friction Roller Drawer Guides
- › New Ceiling Design
- › Solid Surface Countertops Throughout
- › Integrated Sinks in Vanity and Galley
- › Tile Galley Backsplash Design
- › Tile Vanity Backsplash Design
- › Glass Splash Guard at Edge of Galley
- › Day/Night Shades with Blackouts Throughout with Mini-Blinds in Kitchen and Bathroom
- › Hardwood Drawer under Bed
- › Textured Carpet in Living Area and Throughout
- › Ceramic Tile in Kitchen, Bath and Cockpit
- › Bedspread with Pillows
- › Pullout Trash Can
- › Nightstands with Corian® Countertops
- › Oil Rubbed Bronze Hardware Throughout
- › Decorative Hardwood Slide-Out Fascia
- › Decorative Valances in Living Area and Bedroom
- › Decorative Hardwood Headboard in Bedroom
- › Decorative Solid Mirror with Beveled Edges on Refrigerator Wall
- › Interior Decors: Moonlight Trail, Pompano Autumn, Nassau Gold II
- › Ralph Lauren Decors: Kingsbridge, Black Pearl, Windermere
- › Gloss Finish Cabinetry Choices: Cherry and Maple
- › Maple Burl Accent Cabinet Door Inserts with Cherry and Maple Cabinetry
- › Glazed Cherry Cabinetry with Accent Door Trim
- › Central Vacuum Parts Storage Tray under Bed when Central Vacuum Is Optioned
- › Ceiling Fan in Bedroom
- › Sculptured Carpet in Living Area
- › Full-Tile Living Room Floor
- › Manual Roman Shades with Solar Screens in Living Area, Manual MCD Solar Screens with Blackout Shades in Slide-Out Endwall Windows, Galley, Private Lavatory and Bedroom

FURNITURE

- › Queen Bed with Pillowtop-Hinged Mattress
- › Curbside: Sleeper Sofa with Drawer and Footrest
- › Roadside: Leather Euro-Recliner with Ottoman
- › Solid Surface Fixed Living Area Table (N/A: Trenton IV)
- › Side-Slide, Solid Surface Fixed Dinette Table with Two Freestanding Dinette Chairs and Two Folding Chairs
- › King Bed with Pillowtop-Hinged Mattress (72" x 80")
- › King Air Mattress with Digital Remote (72" x 80")
- › Roadside: Recliner (N/A: Winchester III)
- › Roadside: Sofa with Drawer
- › Curbside: Leather Sofa with Drawer
- › Curbside: Hide-A-Bed with Air Mattress (N/A: Winchester III)
- › Curbside: Fabric Hide-A-Bed with Air Mattress (N/A: Winchester III, Trenton IV)
- › Tower Style Computer Desk with Leather Euro-Recliner and Ottoman
- › Laptop Style Computer Desk with Leather Euro-Recliner and Ottoman
- › Bedroom Workstation and Window ILO Walk-In Closet (Winchester III Only)
- › Leather Sectional Booth Dinette Ensemble
- › Fabric Sectional Booth Dinette Ensemble
- › Two Folding Chairs with Sectional Booth Dinette Ensemble

ELECTRICAL SYSTEMS & LIGHTS

- › 50 Amp 120/240V Distribution Panel and Power Cord
- › Power Cord Reel
- › Onan® 10.0 kW QD Generator on Power Slide-Out Tray with Auxiliary Start Switch and Automatic Temperature Start
- › 2,800-Watt Pure Sine Wave Inverter with Auto Gen Start and Auto Temp Start
- › Pilot/Co-Pilot Reading Lights
- › Adjustable Bedroom Overhead Lights with Switches above Bed
- › Florescent Light in Bath Area
- › 120V Outlet in Private Bath, Bed Base and Outside Storage Compartment
- › Lighted Exterior Storage Compartments
- › Two 6V Deep Cycle Coach Batteries
- › Two 12V Deep Cycle Chassis Batteries
- › Surge Guard Automatic Transfer Switch
- › Multiplex 12V Wiring Throughout Interior of Coach
- › Shower Light
- › Decorative Lighting in Bedroom and Living Area
- › Glass Matt Batteries (Replaces House and Chassis Batteries)
- › Curbside Accent Patio Lighting on Underside of Slide-Outs
- › Solar Panel with Regulator

STANDARD ☐ OPTION ☐



WE'RE HERE. ANYTIME, EVERY TIME

- Reach us anytime – literally – via our live customer support line.
- Drive in to one of our 350 Service Centers.
- Enjoy the first year free when you enroll in our Owner Advantage Roadside Assistance Program.



EMERGENCY ASSISTANCE
SALES • TECH • ROADSIDE

- See where it all begins with a tour of one of our facilities in Indiana or Oregon. Call 1-800-650-7337 or 1-800-634-0855 to find out more.



SPECIFICATIONS

PLUMBING AND LP SYSTEMS

- › Central Water Filtration System in Service Bay
- › Manifold Water Control System
- › Insulated Systems Compartment with Easy Access to Hook-Ups
- › Water Pump Switches in Galley, Bathroom and Service Bay
- › China Toilet
- › Super Service Center
- › Super Service Center with Hot/Cold Water Chrome Faucet
- › Solid Surface Shower with Corian® Shower Caddy
- › Black and Gray Tank Flush
- › Power Water Hose Reel
- › One-Touch Pullout Faucet
- › Soap Dispenser in Kitchen
- › RV Sani-Con Tank Drainage System With Bracket for Hanging Hose
- › Electronic Automatic Winterization
- › Bathtub

HEATING, VENTS & AIR CONDITIONING

- › Aqua-Hot® Heating System (with Engine Pre-Heat; Vehicle Systems)
- › Two Low-Profile Ducted 15M BTU Roof Air Conditioners with Heat Pumps (Concord IV)
- › Three Low-Profile Ducted 15M BTU Roof Air Conditioners with Heat Pumps
- › Electronic AC/Heat Climate Control System (NA: Concord IV)
- › Dash Heating and Air Conditioner System with Defroster
- › 12V Attic Fan with Wall Thermostat in Private Lavatory and Galley
- › Galley Low-Profile 110V Baseboard Heater (Concord IV, Trenton IV Only)
- › Radiant Floor Heating in Living Area, Galley and Bath

WINDOWS, DOORS & AWNINGS

- › Flush-Mounted Radius Dual Pane Safety Glass Dark Tinted Windows
- › Front Entry Door with Air Seal and Removable Top Screen
- › Keyless Remote Entry System with Pocket Remote
- › Driver-Side Cab Power Window
- › Topper Slide-Out Awnings
- › Carefree® Manual Window Awnings
- › Roof-Mounted Girard® Automatic Front Patio Awning
- › Large Horizontal Opera Window on Driver-Side Living Room Wall with Standard Opera Desk
- › Girard® Awning Package Includes: Rear Patio Awning, Automatic Front Door Awning, Slide-Out Topper Awnings and Window Awnings (Window Awnings on All Windows except Private Bath Window)
- › Girard® Automatic Front Door Awning

SAFETY

- › Backup Alarm
- › Fire Extinguisher
- › Deadbolt Lock on Entrance Door
- › Lighted Interior and Exterior Grab Handles
- › 120V GFI Protected Circuit
- › LP Gas Detector
- › Smoke Detector
- › Carbon Monoxide Detector
- › Integrated Pilot and Co-Pilot Three-Point Seatbelts
- › Third Brake Safety Light
- › Egress Windows
- › Security Safe
- › Deluxe Security Alarm System
- › SafetyCruise

STANDARD ☐ OPTION ☐

WWW.BEAVERMOTORCOACHES.COM

Stay connected anytime — from wherever you are — with our website, www.beavermotorcoaches.com. It's your direct link to the latest news and updated information about your coach. Use it to find a nearby dealer or service center when you're on the road. And check the site regularly to get the latest schedule of rally and owner club events.





THE BEAVER LINE OF MOTOR COACHES:

MARQUIS® | PATRIOT® THUNDER | CONTESSA



Different by Design.

BEAVER MOTOR COACH

91320 Coburg Industrial Way, Coburg, OR 97408
www.beavermotorcoaches.com | (800) 634-0855

Monaco is traded on the New York Stock Exchange under the listing MNC.
© 2008, Monaco Coach Corporation Litho in USA | 0608 NPN:BROBPAT