

Sport Recreational Vehicles

Victory Lane[®]



New for 2006 102" Wide Body Design

Victory Lane® is more than an RV with a garage. It is a dual purpose trailer that incorporates the best features available from RV's and cargo trailers to create the ultimate Sport Recreational Vehicle - SRV.

Premium amenities, large living areas, properly equipped cargo areas and optional dry camping accessories make Victory Lane® SRV's your best choice when it comes to your next SRV.

So, enjoy traveling in a Victory Lane® SRV, and remember, you can take it with you!




36SRV in Howland Taupe



There is more to a SRV than the cargo area. Victory Lane's® interiors are designed for comfort and value. Victory Lane® is loaded with features that are usually found as upgrades on the competitor's products. Residential furnishings, full size slide rooms and designer decors with residential lighting and solid wood raised panel cabinet doors are just a few of the standard features that make Victory Lane® your best SRV value.

**Upgraded "Radical" graphics package shown on cover*

New "Radical" Interior Decor Packages



RADICAL RED




RADICAL BLUE

Traditional styling not your thing? Choose Victory Lane's® "Radical" interior decor package. Available in Radical Red or Radical Blue, the package includes:

- Premium Radical fabrics
- Grey "rough-n-tough" cabinet doors
- Black marble commercial linoleum
- "Everyday suede" furniture
- Greystone wallboard
- Upgraded headboard (NA 24SRV & 28SRV)
- "Everyday suede" comforter
- Upgraded slide fascia
- Black refer front
- Black marble-like countertops

28SRV in Radical Blue



Premium Interior Features



Victory Lane® features a standard 5-in-1 home entertainment center with remote control, a DVD/CD/MP3 player, AM/FM tuner, surround sound speakers and sub-woofer.



"RV 800" residential steel roller drawer glides open and close with ease and are designed for years of reliable use.




An Aqua Magic porcelain toilet with foot flush is standard in all Victory Lane® bath's.



6-gallon gas/electric water heater with direct spark ignition (DSI) is standard.

Well-Equipped Cargo Areas and Premium Toy Hauler Features Make *Victory Lane* Your Best Value!



Tie Down System: An adjustable E-Track cargo management system is a standard feature and includes 4 mounting straps.

Toy Hauler Flooring: A durable anti-slip rubber diamond-plate flooring is available as an upgrade on *Victory Lane*®.

104 Gallon Fresh Water Capacity: *Victory Lane*® features one of the largest fresh water tanks in the industry. Our 104 gallon tank is the perfect size for a weekend of off road adventures (most models). Plus, 35 ft. and larger fifth wheels feature dual gray water tanks with a total capacity of 84 gallons.



Victory Lane's® cargo area is designed with the features and equipment you want in your next SRV. Enclosed cargo areas feature grey laminated storage cabinets and durable, easy to clean vinyl wallboard with kick plate. Open cargo floorplans feature oak finish cabinets. Both styles include an adjustable E-track tie-down system, easy-clean stain resistant vinyl flooring, cargo lights and power outlets.

Victory Lane® features a premium bottom hinged, spring-lift assisted cargo door. This creates one of the largest door openings in the industry - 7'9" wide by 6' 10" tall! The door includes dual exterior cam locks and an anti-slip "Grip-Star" finish.

Victory Lane - The most functional cargo space in the industry.



Premium Wheels & Hubs: *Victory Lane*® features Ultra-Lube hubs and radial tires. Ultra-lube hubs allow for easy wheel bearing lubrication. Plus, customize your SRV with the optional aluminum rim package.


Premium Optional Features



Exterior Lighting: *Victory Lane*® features a standard patio light, hitch light and rear overhead lights. Optional recessed side flood lights as well as round security lights allow your day of fun to extend into night.
Exterior Speakers: Two weather-proof exterior speakers are available on *Victory Lane*®.



10 Gallon Water Heater: The optional 10 gallon gas/electric water heater option allows for longer showers after a long day of play. The quick recovery water heater features Direct Spark Ignition. Just flip the switch to light the pilot.

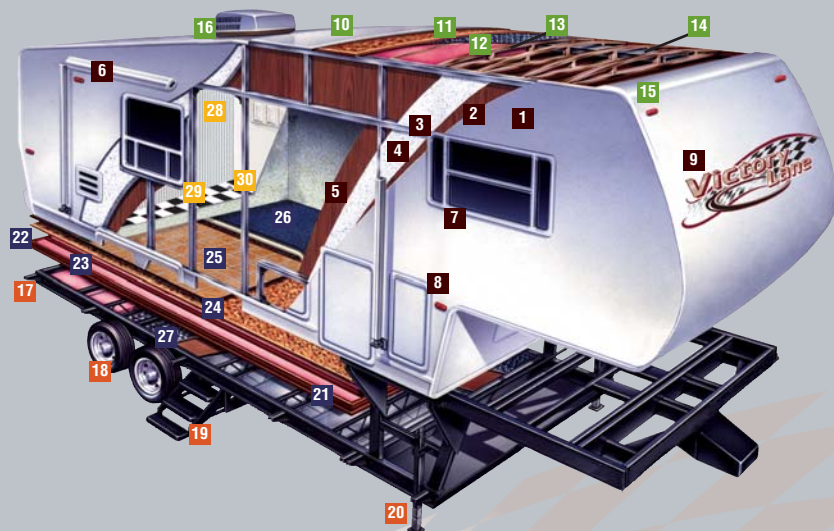


Exterior Wash Station: Cleaning up after a long day of fun is easy with the optional "Spray-away" wash station. It includes hot and cold water and a 6 ft. quick-connect coil hose with sprayer.



Fantastic Fan: A *Fantastic Fan* is available as an option for the cargo or living area of your SRV. The *Fantastic Fan* includes a thermostat and rain sensor.

Victory Lane® Premium Construction - 102" Wide Body



Walls

1. Laminated, high-gloss *Lamilux* fiberglass bonded walls
2. 1/8" wood backer
3. Welded aluminum frame
4. Polystyrene block foam insulation
5. Second layer of 1/8" wood backer with decorative wallboard
6. A & E 8500 series checkered flag patio awning
7. Tinted radius clamp-ring windows
8. Radius cornered baggage doors with lock and finger pull
9. Fifth Wheels – Full fiberglass cap
Travel Trailers – Fiberglass wrap with lower diamond plate

Roof

10. Fully decked walk-on roof with one-piece EPDM rubber roof membrane - 12 year rubber warranty
11. 3/8" roof decking with 25 year warranty
12. Residential fiberglass insulation
13. 5" Tapered truss roof rafters on 16" centers
14. Ducted roof air conditioning
15. Rain gutter molding with corner downspouts
16. 13,500 BTU ducted air conditioning

Chassis

17. Steel I-beam frame with outriggers.
18. Radial tires on leaf spring axles with Ultra-lube hubs
19. Triple fold-away steps
20. Standard electric front jacks (M5 and H5 only)

Floor

21. Polypropylene water resistant barrier attached to bottom of floor structure
22. 2" x 3" floor joists, 12" on center
23. Residential fiberglass insulation
24. 5/8" 5-ply tongue-and-groove, marine-grade plywood floor
25. Residential tile-like linoleum
26. Residential carpeting
27. Optional insulated and enclosed underbelly

Cargo Area

28. Spring-lift assisted cargo door with 2500 lb. capacity and anti-slip "Grip Star" finish
29. Steel web framing under garage floor
30. E-track cargo management system

Premium Optional Features



Fuel System: Victory Lane's® optional 30 gallon fuel station is a must have for off-road enthusiasts. It features a 12 volt fuel pump and a 6 foot hose with nozzle.



Generator: No hook-ups at your favorite recreation area? It's not a problem with Victory Lane's® optional Onan Micro-quiet™ generator (available in gas or lp.) The vented compartment is insulated to reduce interior sound. Generator prep is also available as an option.

Screen Door: Victory Lane's® roll-away screen door is available as an option. The full width screen door mounts above the cargo door to let fresh air in and keep insects out.



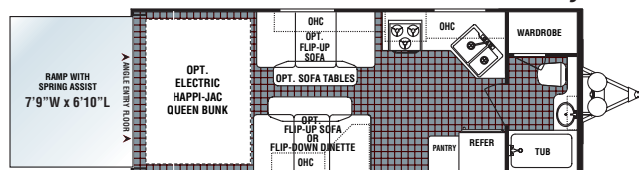
Premium Floorplans

Travel Trailers



(Shown with standard graphics package)

24SRV - Wide Body

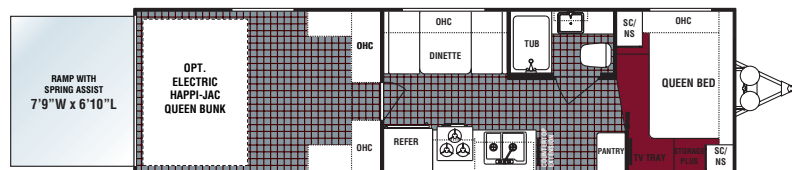


14' 7" to Pantry

12' 3" to Galley

- Open Cargo Area Floorplan
- Flip-Down Dinette and Flip-Up Sofa's Optional

28SRV



12' 3" to Wall

- Enclosed Garage with Sealed Door and Insulated Wall to Cargo Area

Decor Choices



HOWLAND TAUPE



VILLE DESTÉ GREEN



MARCUS BLUE



CHARTWELL ROSE



*RADICAL RED



*RADICAL BLUE

*See Optional Features

Happi-Jac® Bunk System Option



Happi-Jac® bed over sofa option shown above

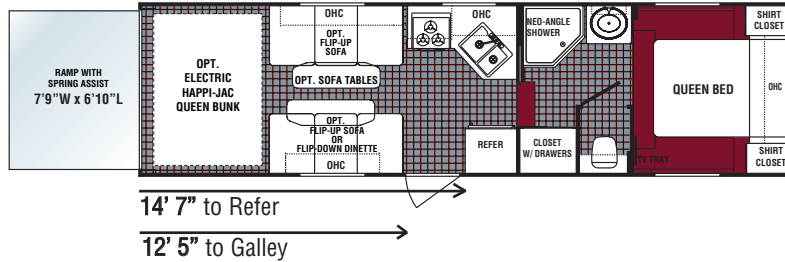
Happi-Jac® Bed System

Victory Lane® features an optional electric *Happi-Jac®* double queen bed system. The electric system includes a remote control for easy operation. Both beds raise to the ceiling when not in use to create extra headroom in the cargo area.

Victory Lane® is also available with a bed over sofa option. The bottom queen bed easily converts from a bed to a front and rear facing sofa for extra seating. You'll love how this bed works! (Optional)

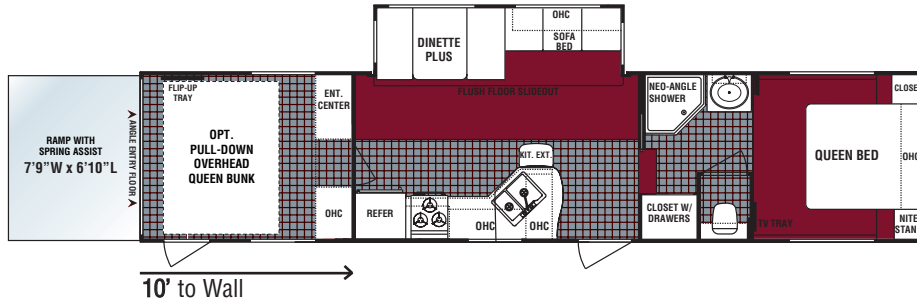
Premium Floorplans

Fifth Wheels



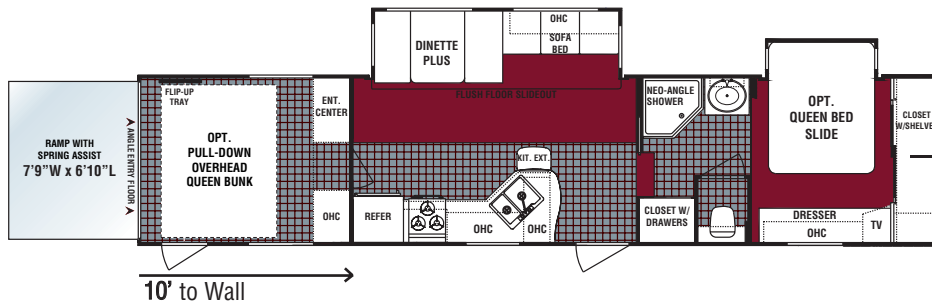
26SRV-M5

- Open Cargo Area Floorplan
- Flip-Down Dinette and Flip-Up Sofa's Optional
- Full Walk-Around Queen Bed
- Walk-Through Bath with Neo-Angle Shower



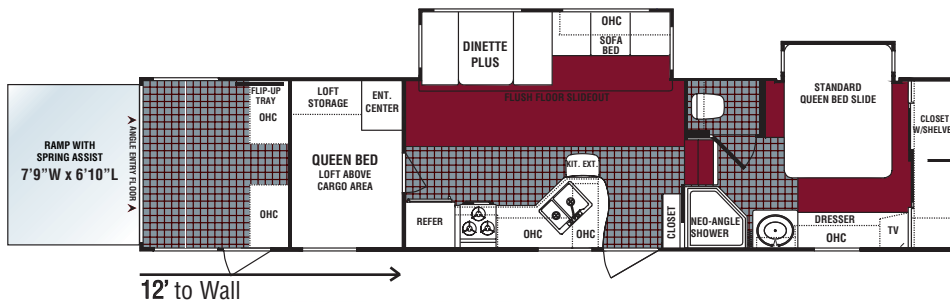
35SRV-H5 - Wide Body

- Enclosed Garage with Sealed Door and Insulated Wall to Cargo Area
- Lowered Rear Door with Angled Entry
- Washer/Dryer Prep Available
- Bed Slide Available



35SRV-H5-BS - Wide Body

- Enclosed Garage with Sealed Door and Insulated Wall to Cargo Area
- Lowered Rear Door with Angled Entry
- Washer/Dryer Prep Available
- Shown with Optional Bed Slide



36SRV-H5 - Wide Body

- Triple Axle Design
- Enclosed Garage with Sealed Door and Insulated Wall to Cargo Area
- Bed Slide Standard
- Lowered Rear Door with Angled Entry
- Standard Queen Loft

Weights & Measurements

Model	24SRV	26SRV	26SRV-M5	35SRV-H5	35SRV-H5-BS	36SRV
Cargo Area Length	14'7"	12'3"	14'7"	10'	10'	12'
Exterior Width	102"	96"	96"	102"	102"	102"
Exterior Height	11'6"	11'4"	12'3"	12'9"	12'9"	12'10"
Exterior Length	26'10"	33'7"	31'10"	39'5"	39'5"	39'4"
Hitch Dry Weight	1060	1204	1898	2204	2613	2640
GVWR	11176	11176	12192	15500	15500	15500
Unloaded Vehicle Weight	5671	6881	7760	10232	10723	11132
Net Cargo Capacity	5505	4295	4432	5269	4771	4368
*Fresh Water Capacity	104	104	104	104	104	104
Grey Water Capacity	42	42	42	42/42	42/42	42/42
Black Water Capacity	37	37	37	37	37	37
Tire Size	ST225/75R15(D)	ST225/75R15(D)	ST225/75R15(D)	ST225/75R15(D)	ST225/75R15(D)	ST225/75R15(D)
Furnace Size (BTU's)	30000	30000	30000	34000	34000	34000



(Shown with standard graphics package)

Vehicle loading - Every effort has been made to provide the greatest number of options for the recreational vehicle owner. Along with these choices comes the responsibility to manage the loads that are imposed by the choices that they remain within the manufacturer's specified chassis weight limits. Do not overload the recreational vehicle. **Dry weights** based on standard features. Some optional equipment not included. Net carrying capacity (NCC) is determined by subtracting unloaded vehicle weight (UVW) from gross vehicle weight (GVWR) and includes fluids, options and cargo. Liquid capacities and weights are approximations only. **Warning** - This information is intended as a guide only. Weights of individual vehicles may vary. Consult your owner's manual for complete loading, weighing and towing instructions. *Fresh water capacities include capacity of water heater.

Standard & Optional Features

Performance Plus Package - Standard

- Electric front jacks with quick release (FW)
- Skylight in bath
- 13.5 BTU ducted AC
- Hide-a-bed sofa (35SRV & 36SRV)
- Sink and stove cover
- Garage/cargo tie down track system
- Home theater system with DVD/CD player, AM/FM tuner, surround sound speakers and sub-woofer
- 6 Gallon gas/electric DSI water heater
- Microwave oven
- Ultra-lube axles
- Radial tires
- A&E awning
- Front and rear stabilizer jacks (TT)
- Phone jack/data port
- Double door refrigerator
- Dual 30 lb. LP bottles
- Detachable ladder
- Porcelain toilet with foot flush
- Magic Chef oven with auto ignition
- Entry assist handle

SRV Value Package- Standard

- Solid wood, arched cabinet doors
- Bedspread with shams and headboard (NA 24SRV)
- High-rise galley faucet
- Monitor panel
- Neo-angle shower with glass door (FW)
- Countertop extension (where possible)
- Bifold shower door (TT)
- TV antenna with cable/satellite hook-up
- Decorative throw pillows for hide-a-bed sofa (35SRV & 36SRV)
- Carbon monoxide detector
- Front radius profile with diamond plate (TT)
- Front fiberglass cap (FW)
- Aluminum-framed, laminated fiberglass construction
- Bedroom/living area carpet and pad
- Residential steel roller drawer glides
- Flush floor slide rooms
- Decorative wall border
- Pass-through exterior storage
- Smoke/LP detector
- Solid wood refrigerator fronts
- Slider windows on sides of slide rooms
- "Grip Star" cargo door flooring
- Howard Miller clock
- Power roof vent in bath area
- Brushed nickel color, double-bowl sink
- Detachable 30 amp power cord

Exterior Construction

Chassis and Floor

- I-beam cambered chassis
- Leaf spring axles with Ultra Lube hubs
- Tandem axles with 4 wheel electric brakes
- Large support outriggers with solid continuous weld
- 5/8" Exterior grade tongue & groove plywood floor
- Triple entry steps
- Rear bumper with sewer hose storage
- Powered flush floor living room slide-out
- Rotocast holding tanks
- LP bottle cover (TT)

Walls - Laminated, Aluminum Frame Construction

- Smooth *Filon* fiberglass
- Polystyrene foam insulation
- Tinted radius clamp ring windows
- 30" Radius entry door
- Flush combo entry latch/dead-bolt lock
- Rain gutter with corner downspout
- Radius corner exterior compartments
- Patio light
- Premium graphics package

Roof

- 1 piece seamless EPDM rubber roof
- 5" Radius truss rafters on roof
- Full walk-on roof with 3/8" decking
- In-ceiling A/C ducting

Cargo Area

- Easy-clean, stain resistant vinyl floor
- Mini-blinds over windows

Interior Features

Décor

- Premium living room slide fascia
- Designer lighting above sofa and dinette
- Cabinet door in dinette
- Night shades
- Residential tile-like linoleum
- Coat hooks (most models)
- Brushed nickel cabinet door hardware
- Oversized storage drawers
- Slide-out overhead cabinets (living room slide only)

Electrical/Appliances

- 12V demand water pump
- Hydro flame forced air, DSI furnace with wall thermostat
- 55 Amp converter with built in battery charger
- 110V duplex receptacles interior and exterior

Kitchen

- Dual sink covers and stove cover
- Range hood with 12V light and exhaust fan

- 44" Oversized booth "Dinette Plus" (where possible)
- Spice rack below sink (where possible)

Bath

- ABS tub surround
- Medicine cabinet with mirror
- Towel bar with coat hooks
- 12V power exhaust roof vent in bath
- GFI protected 110V duplex receptacle

Bedroom (NA 24SRV)

- Innerspring mattress
- TV tray/cable TV hook-up
- Lift-up bed with storage below
- 2 Pillows on queen bed

Optional Features

Radical Package

- Grey "rough-n-tough" cabinet doors
- Black marble-like commercial linoleum
- "Everyday suede" furniture
- Greystone wallboard
- Upgraded headboard (NA 24SRV & 28SRV)
- "Everyday suede" comforter
- Upgraded slide fascia
- Black refer front
- Black marble-like countertops

Exterior Options

- Radical upgrade graphics package
- Arctic Package - includes *Poly Air* roof insulation and enclosed and insulated underbelly
- 12 Volt heat pads (NA with CSA)
- Washer/dryer prep (35SRV only)
- 15" Spare tire
- Shock absorbers (high profile FW)
- Spray-away exterior shower
- Recessed flood lights on door side
- Front scare lights

Generator Options

- Generator prep
- Fuel pump station
- Fuel pump station with gas generator prep
- 3.6 LP *Onan* generator with 30 amp service (24SRV, 28SRV, 26SRV-M5)
- Fuel pump station with 4.0 *Onan* gas generator and 30 amp service (24SRV, 28SRV, 26SRV-M5)
- Fuel pump station with 5.5 *Onan* gas generator and 50 amp service (35SRV & 36SRV)

MEMBER

RVIA Go RVing.

www.victorylane-rv.com

A Division of Dutchmen Manufacturing, Inc.
2164 Caragana Court • Goshen, IN 46526
574-534-1224 • Fax 574-975-0626

Your *Victory Lane*® Local Dealer



"Radical" Upgrade Graphics Package - Also Shown on Front Cover

Product information and specifications in this brochure were as accurate as possible at time of printing. Since we continually strive to improve our products, actual products may differ. Prices and specifications are subject to change without notice. All capacities are approximate and dimensions are nominal. Some features shown are optional and may be different or unavailable in Canada.

Vehicles are designed for recreational use only and not intended for use as a primary residence.

All product brand names used in this brochure are registered trademarks of Thor Industries, Inc. Unauthorized use of trademarks is prohibited by law.