

SHOCKWAVE



LX SERIES



DX SERIES



MX SERIES

WWW.FORESTRIVERINC.COM/SHOCKWAVE

SHOCKWAVE

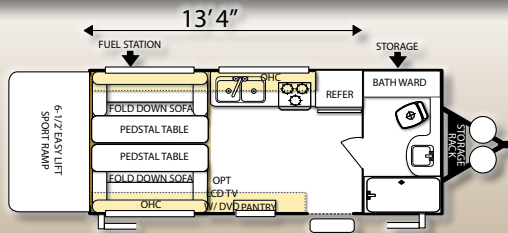
MX-Series



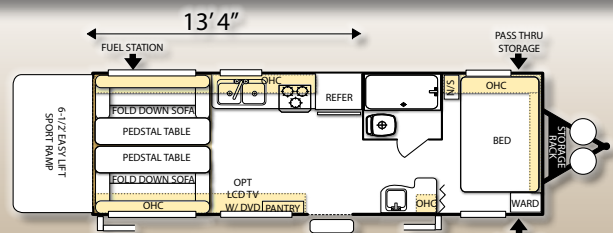
MX is
VALUE
QUALITY
FEATURES
AND FUN



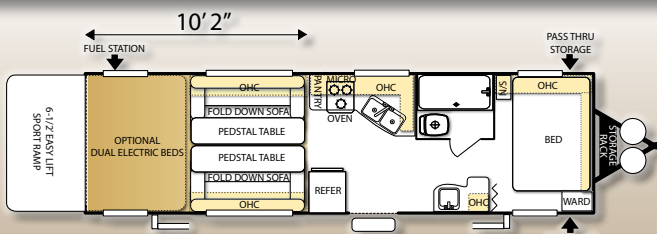
With an interior as stylish as the big trailers, the Shockwave T23FS, Shown here in Ginger decor, is wide open. It features oversized windows for a great view of the action, plenty of overhead storage, a newly increased seating area, and maximum sleeping capacity with its dual electric beds, NOW AVAILABLE WITH LOWER SOFA

T17FB

Hitch Weight	Dry Weight	GVWR	CCC	Box Length	Fresh Water	Grey/Black
692lbs	4,341lbs	7,692lbs	3,351lbs	16'11"	56gal	40/40gal

T21FS

Hitch Weight	Dry Weight	GVWR	CCC	Box Length	Fresh Water	Grey/Black
661lbs	4,939lbs	7,661lbs	2,722lbs	21'8"	56gal	40/40gal

T23FS

Hitch Weight	Dry Weight	GVWR	CCC	Box Length	Fresh Water	Grey/Black
776lbs	5,575lbs	10,500lbs	4,925lbs	24'5"	56gal	40/40gal



All MX Series units are available with a portable 3.5kw Generator.

Features

- 15" Chrome Rims
- 13,500 BTU Air Conditioner
- 20# LP Bottles w/ Deluxe Cover
- 3 Burner Cook Top
- 56 gal Fresh Water
- 78" Rear Radius Easy Lift Cargo Door
- AM/FM/CD Player w/ MP3 Input
- A&E Awning
- Deluxe Pull Out Faucet
- Exterior Light Package
- Exterior Speaker Package
- Fold Down Sofa's w/ Table
- Full Length Ball Bearing Drawer Guides
- Fuel Station (40 gal)
- Gravel Guard Exterior Skirting
- Halogen Lights (Interior)
- High Intensity Rear Lights
- Large 6 cu ft DD Refrigerator
- LED Clearance & Brake Lights
- Microwave w/ Carousel
- Pillow Top Mattress (per fp)
- Matching Spare w/ Chrome Rim
- Crank Down Spare Carrier
- Stabilizer Jacks (4)
- Tinted Glass
- TV Antenna w/ Booster
- Ultra Lube Axles
- Wash Down Kit w/ Pressure Washer
- 6 gal DSI Water Heater

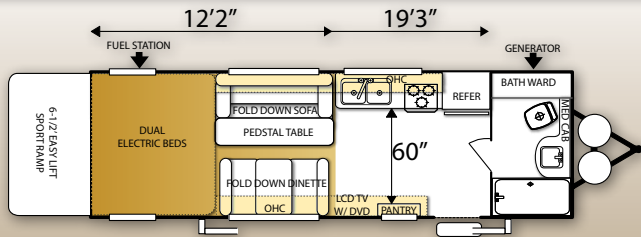


The T23FSMX Shown in Tiki Decor features our newly redesigned furniture with both style and comfort in mind

Options

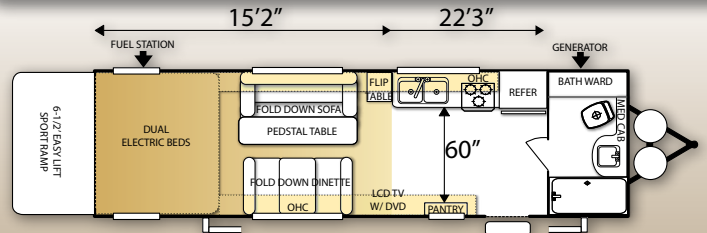
- 2 Swivel Chairs IPO One Sofa
- 3500 Watt Portable Generator
- 4000 Watt Built In Generator
- Add-A-Wall Privacy Screen
- 50 Gallon Aux. Water Tank
- Aluma-Wall Fiberglass Package
- Front Fiberglass Cap
- Black Tank Sani-Flush
- Carpet Kit
- "Pro-Audio" Sound System w/ Subwoofer & Power Amp
- Convection Microwave
- Dual Electric Sport Beds (T23FS)
- LCD Television w/ built in DVD Player
- ToyLok Security System
- Water Filter System
- Water Heater By-Pass

T22FB



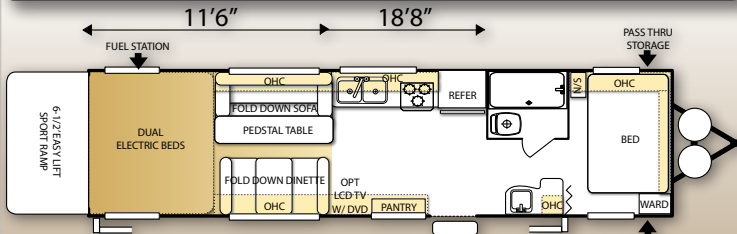
Hitch Weight	Dry Weight	GVWR	CCC	Box Length	Fresh Water	Grey/Black
1,030lbs	5,900lbs	11,000lbs	5,041lbs	23'	106gal	40/40gal

T25FB



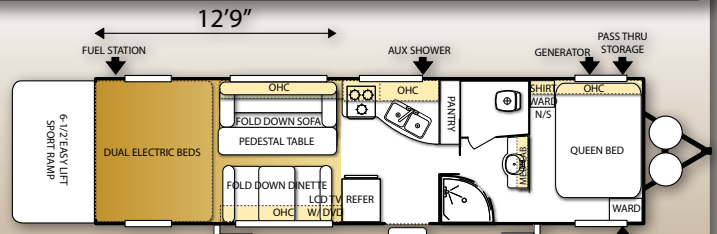
Hitch Weight	Dry Weight	GVWR	CCC	Box Length	Fresh Water	Grey/Black
1,185lbs	6,304lbs	11,000lbs	4,696lbs	26'	106gal	40/40gal

T26FS



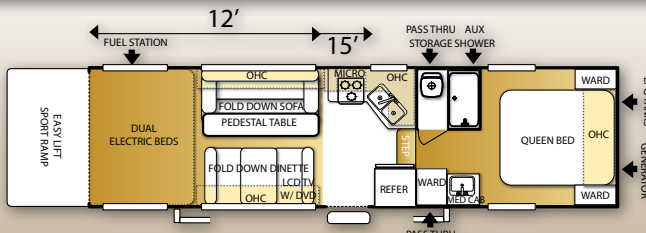
Hitch Weight	Dry Weight	GVWR	CCC	Box Length	Fresh Water	Grey/Black
1,003lbs	6,732lbs	11,163lbs	4,372lbs	27'1"	106gal	40/40gal

T28FS



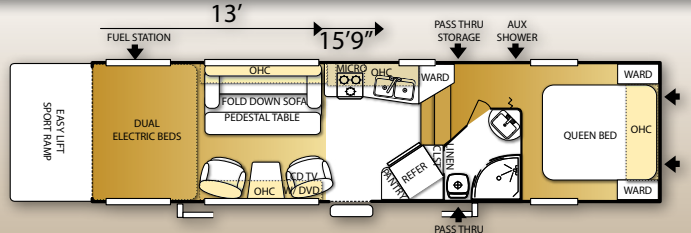
Hitch Weight	Dry Weight	GVWR	CCC	Box Length	Fresh Water	Grey/Black
1,003lbs	6,732lbs	11,163lbs	4,372lbs	27'1"	106gal	40/40gal

F28SK- Fifth Wheel



Hitch Weight	Dry Weight	GVWR	CCC	Box Length	Fresh Water	Grey/Black
1,927lbs	7,720lbs	12,087lbs	4,308lbs	29'1"	106gal	40/40gal

F32AR- Fifth Wheel



Hitch Weight	Dry Weight	GVWR	CCC	Box Length	Fresh Water	Grey/Black
2,421lbs	8,930lbs	14,421lbs	5,491lbs	33'4"	106gal	40/40gal



The new Shockwave DX Series Toy Haulers have premium features everywhere you look, like LED running lights, lightweight high capacity ramp door with hidden springs, self locking ramp door latches, and dual high intensity lights that also function as backup lights for your safety. Shockwave DX Series Toy Haulers are also available with a custom molded front fiberglass cap and alumina-wall fiberglass exterior siding.

T26FSDX Tiki Decor



An ideal blend of cargo space, seating area, and towability makes the newly redesigned T26FSDX, shown here in Tiki, a perfect fit for many outdoors enthusiasts.

Features

- 13,500 BTU Air Conditioner
- 15" Chrome Wheels
- 106 Gallons of Fresh Water
- 40 Gallon Fueling Station
- 4.0kw Built-In Generator
- 6 cu ft Dometic Refrigerator
- 6 Gallon Gas Water Heater w/ DSI
- A&E Awning (Electric)
- Black Tank Sani-Flush
- Carpet Kit
- Central Ducted A/C (Front Bedroom Models)
- Crank Down Spare Carrier
- Dual 7 Gallon LP Tanks (w/ cover on TT's)
- Dual Electric Sport Beds
- Exterior Speaker Package
- Full Length Ball Bearing Drawer Guides
- Gourmet 3 Burner Cook Top w/ Cover
- Halogen Lights Interior
- High Intensity Door Side Light w/ Dimmer Switch
- High Intensity Rear & Roadside Lights
- Laminate Countertops w/ Acrylic Sink & Matching Lids
- LCD TV w/ DVD in Living Room
- LED Clearance & Brake Lights
- Lighted Pass Through Storage
- LP Quick Disconnect
- Microwave w/ Carousel
- Picture Window w/ Fold Down Dinette & Sofa
- Pillow Top Mattress (per fp)
- Pro Audio Sound System w/ Subwoofer & Power Amp
- Pull Out Faucet
- Radius EZ Lift Cargo Door w/ 3,000 lb. Rating
- Resilient Flooring w/ Stain Protection
- Spare Tire W/ Chrome Rim
- Stabilizer Jacks
- System Monitor, Master Control Panel
- Tinted Glass Windows
- Tire Guard Metal in Load Area (Interior)
- TV Antenna w/ Power Booster
- Ultra Lube Axles
- Upgraded Furniture Package
- Wash Down Kit w/ Pressure Washer
- Walk on Roof Decking

Options

- ☐ 15k BTU Air Conditioner Upgrade
- ☐ 8 cu ft Dometic Refrigerator
- ☐ Add-A-Wall Ramp Screen
- ☐ Aluma-Wall Fiberglass Exterior
- ☐ Fiberglass Cap (Front)
- ☐ Ceiling Fan (FW's Only)
- ☐ Central Vacuum System
- ☐ Convection Microwave IPO Microwave
- ☐ Double Insulation Roof & Floors
- ☐ Double Sofa IPO Lower Sport Bed (per floorplan)
- ☐ Dual Pane Windows
- ☐ Equa-Flex- Deluxe Ride Suspension
- ☐ Insulated & Enclosed Tanks (per fp)
- ☐ Cold Weather 12volt Heat Strips
- ☐ I-Pod Cradle
- ☐ LCD TV w/ DVD in Bedroom
- ☐ Night Shades
- ☐ Power Jack (T/T's only)
- ☐ Raised Refrigerator Panel
- ☐ Retractable Roof Ladder
- ☐ Swivel Chairs (2) w/ Table IPO Dinette
- ☐ Tough Ply Flooring
- ☐ Toylok Security System
- ☐ Variable-speed High Volume Exhaust Fan
- ☐ Water Filtration System
- ☐ Water Heater By-Pass

*The Cargo Carrying Capacity does not include the weight of water, fluids, all popular options. Weights and capacities are approximate, the addition of optional equipment including fiberglass siding will increase the overall weight.

SHOCKWAVE

LX-Series



Queen size hide-a-bed air mattress sofa, standard on F420S



Deluxe captain chairs shown in our new Tiki decor.

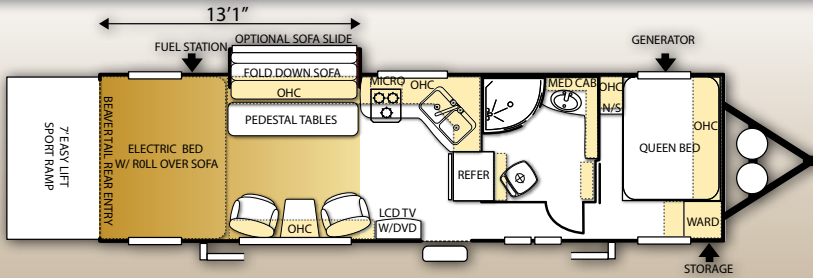


RIDE ON

Solid Surface Counter Top

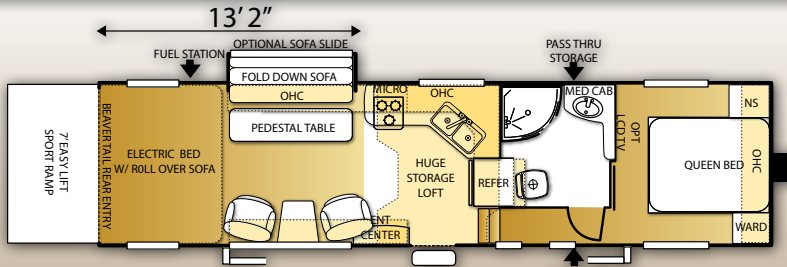


T29SA - Travel Trailer



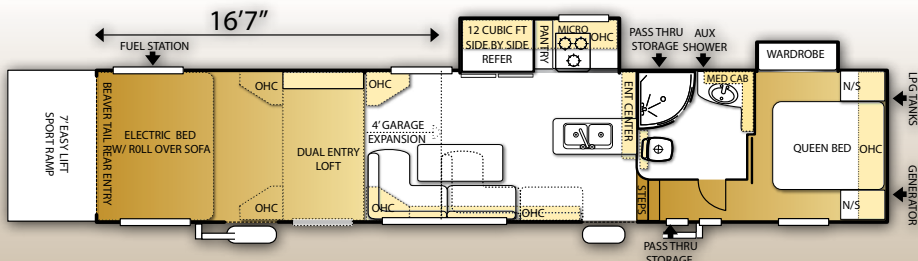
Hitch Weight	Dry Weight	GVWR	CCC	Box Length	Fresh Water	Grey/Black
1,092lbs	8,675lbs	13,500lbs	4,825lbs	30'4"	200gal	50/50gal

F32SA - Fifth Wheel



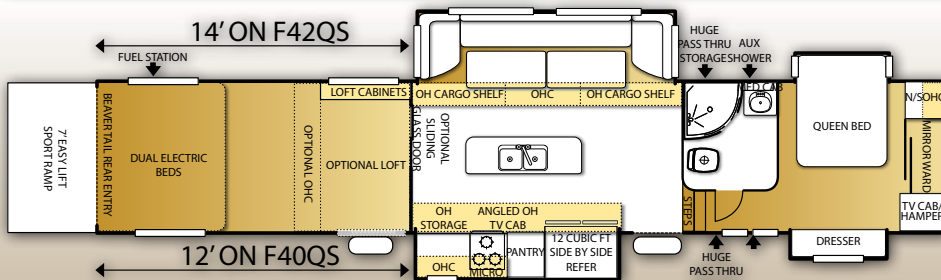
Hitch Weight	Dry Weight	GVWR	CCC	Box Length	Fresh Water	Grey/Black
2,728lbs	10,034lbs	15,000lbs	4,996lbs	34'2"	200gal	50/50gal

F38SB - Fifth Wheel



Hitch Weight	Dry Weight	GVWR	CCC	Box Length	Fresh Water	Grey/Black
2,704lbs	13,121lbs	19,000lbs	5,879lbs	41'6"	200gal	50/50gal

F40QS - F42QS - Fifth Wheel



Hitch Weight	Dry Weight	GVWR	CCC	Box Length	Fresh Water	Grey/Black
2,627lbs	13,825lbs	18,000lbs	4,175lbs	41'11"	146gal	75/40gal

Features

- 8 cu ft Refer (per fp)
- 10 gal Gas/Elec. DSI Water Heater
- 12 cu ft Refer (per fp)
- 30# LP Bottles Dlx Cover TT
- 15,000 BTU Air Conditioner
- 4.0kw Built In Generator
- Add-A-Wall Rear Screen
- Aluma-Wall Gel Coat Fiberglass
- Front and Rear Deluxe Caps
- Ball Bearing Drawer Guides
- Battery Disconnect
- Black Tank Sani-Flush
- Cargo Area Electric Lift Sofa & Queen Bed
- Carpet Kit
- Ceiling Fan (FW'S)
- Central Ducted A/C
- Convection Microwave Oven
- Crank Down Spare Carrier
- Deluxe Furniture Package
- Deluxe Pull Out Faucet
- Double Sofa IPO Lower Queen Bed
- Electric Awning
- Extreme Weather Insulation
- Fuel Station w/ 40 gal Tank
- Fuel Tank 18 gal for Generator (T29SA/F32SA)
- Gourmet 3 Burner Cook Top w/ Cover
- Halogen Lights Interior
- High Intensity Lights, Door
- Side w/ Dimmer
- High Intensity Lights, Rear and Roadside
- LCD TV w/ DVD (Living Rm)
- LED Clearance & Brake Lights
- Lighted Storage Compartment
- Loft Bed (F42QS)
- LP Quick Disconnect
- Master Control Panel
- Night Shades
- Outside Shower
- Pillow Top Mattress
- Solid Surface Counter Tops
- Pro Audio Sound System w/ Subwoofer and Power Amp
- Marine Grade Exterior Speakers
- Raised Refer Panel
- Radius Sliding Windows
- EZ-Lift Rear Ramp w/ Integrated Springs, 3,000 lb Rating
- Retractable Ladder
- Stabilizer Jacks
- Swivel Chairs (per fp)
- Tinted Glass (Safety Glass on FW's)
- Tire Guard Metal in Load Area (Interior)
- TV Antenna w/ Power Booster
- Ultra Lube Axles
- Wash Down Kit w/ Pressure Washer

Options

- 2nd A/C in Bedroom
- Central Vacuum System
- Convenience Package
- Create-A-Breeze
- Double Insulation Roof/Floor
- Dual Pane Windows
- Equa-Flex Suspensions System
- Insulated and Enclosed Tanks
- Cold Weather 12v Heat Strips
- I-Pod Cradle
- LCD TV w/ DVD in
- Bedroom or Garage
- Onan 4.0 Generator Upgrade
- Onan 5.5k Gen w/ 50 amp Service Upgrade
- Power Jack TT
- Sofa Slide (per fp)
- Solid Surface Counter Tops
- Tough Ply Flooring
- ToyLok Security System
- Water Filter System
- Water Heater By Pass
- Wired for 2nd A/C

*The Cargo Carrying Capacity does not include the weight of water, fluids, all popular options. Weights and capacities are approximate, the addition of optional equipment including fiberglass siding will increase the overall weight.

Ginger



Sable



Tiki



Forest River Inc. California Division
255 S. Pepper Ave., Rialto, CA 92376
(909) 873 3777
www.ForestRiverInc.com



Become our fan
on Facebook



Load distribution of Cargo can and will affect handling. Be sure you determine Tow Vehicle Trailer Towing Capacity. (See Vehicle Manufacturer for Specifications). Keep total weight of trailer under maximum Gross Vehicle Weight Rating, and under Vehicle Tow Rating. Load Capacity, including liquids, personal, and miscellaneous items, affects trailer towing characteristics. Weather conditions (i.e. Wind), will affect handling. Keep 60% of loaded weight above and forward of the axles.

"Peace of Mind" Forest River Inc. Exclusive Benefits



- Emergency Roadside Assistance
- Service Assistance
- Nationwide Service Appointment Assistance
- Mobile Mechanics
- \$2,000 Trip Interruption Reimbursement
- 24-Hour Toll-Free Emergency Message Service
- Custom Trip Routing and Full Color Maps

By Coach-Net®



Forest River, Inc. encourages our customers to purchase their Forest River products from a local dealership whenever possible for the following reasons:

- 1) Forest River, Inc. dealers are independently owned and operated businesses so priority service and scheduling is at their discretion and is often provided to customers that purchased their unit at that dealership.
- 2) Purchasing locally allows customers to establish meaningful relationships with a dealer, enhancing the RV experience through assistance with product questions, user tips or RV regulations for your state or country, and much more!
- 3) Canadian customers must meet requirements to bring an RV purchased out of the country to their home. These requirements may involve additional inspections and certifications, taxes and fees. Your local Canadian Dealer is a professional at meeting these requirements.
- 4) Scheduling timely warranty repairs and adjustments through a local dealership provides far greater flexibility and convenience to you, the customer!

It is the goal of Forest River, Inc. that all of our RV owners fully enjoy the RV experience and that customer satisfaction meets or exceeds their expectations!

Dealer Info



Learn More

Scan this barcode using a QR Reader on your smart phone to learn more about Forest River.



A Berkshire Hathaway company.