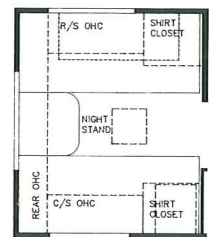
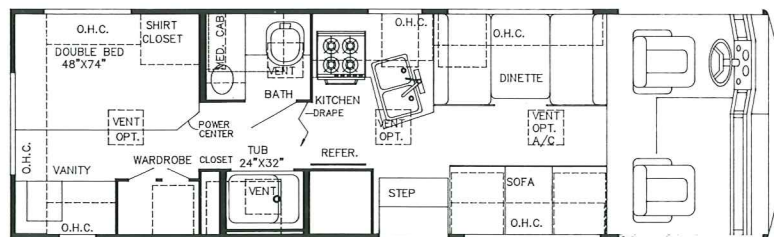




Sun Clipper

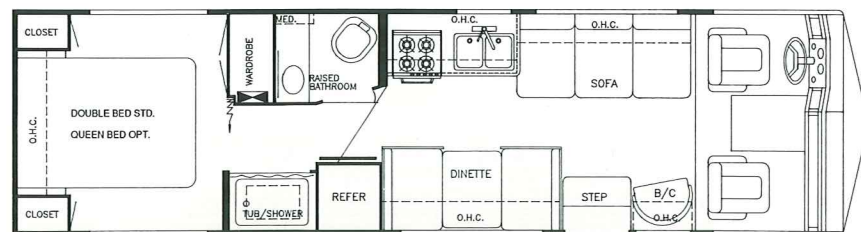
BY GULF STREAM

Model 8272

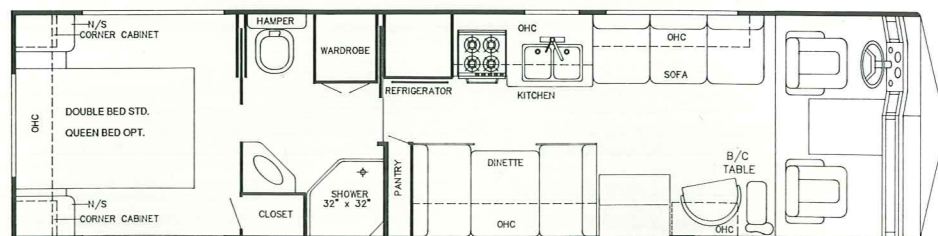


Twin Bed Opt.

Model 8316



Model 8322



Sun Clipper

by Gulf Stream

Standard Specifications

Interior and Decor

- ☐ Self-Edged & Radius-Cornered Countertops
- ☐ Custom Padded Dash w/Illuminated Gauges
- ☐ Deluxe Carpet w/Pad
- ☐ Deluxe Furniture
- ☐ Fabric-Covered Lambrequin Window Treatment
- ☐ Generous Overhead Storage

Exterior and Construction

- ☐ Heated & Fully Enclosed Holding Tanks
- ☐ Super Structure Steel Truss Floor System
- ☐ Tubular Steel Cage Construction
- ☐ Laminated Floors w/Metal Underbelly
- ☐ Supplemental Steel Chassis Reinforcement
- ☐ Outriggers Welded to Main Frame Rails & Bolted to Floor
- ☐ Fully-Welded Steel Firewall
- ☐ Sealed Perimeter & Engine Compartment
- ☐ Carpeted Storage Bins
- ☐ Panoramic Windshield
- ☐ Tinted Windshield & Windows
- ☐ Outstanding Exterior Storage
- ☐ Steel-Backed Front Bumper
- ☐ Radius Rubber Roof w/"Soft Touch" Carpeted Ceiling
- ☐ High-Density Block Foam Insulation in Floor, Walls & Roof

Electrical Systems

- ☐ Easy-Access Dual Battery System
- ☐ 12-Volt, 45-Amp Converter w/Battery Charger
- ☐ Electric Supply Cord
- ☐ Electric Overload Protection
- ☐ Generator-Ready Compartment
- ☐ Automotive-Type, Color-Coded Wiring
- ☐ Emergency Start Switch

Bath and Water

- ☐ Dual Holding Tanks - Approx. 40 Gal.
- ☐ Fresh Water Tank - Approx. 40 Gal.
- ☐ Demand Water System
- ☐ City Water Hook-Up
- ☐ Double Stainless Steel Sink
- ☐ Marine Toilet
- ☐ Gravity Drains on Fresh Water Lines
- ☐ Shower Surround

Heating, Ventilation & Air Cond.

- ☐ 25,000 BTU Ducted Furnace (Model 8272)
- ☐ 30,000 BTU Ducted Furnace (Models 8316 & 8322)
- ☐ Pre-Wired for Roof Air Conditioning

Appliances

- ☐ 4-Burner Range w/Oven
- ☐ Power Vent Range Hood
- ☐ Double-Door Refrigerator
- ☐ Microwave Ready

Deluxe Standard Features

- ☐ Dash Air Conditioner
- ☐ Cruise Control
- ☐ Mag Look Wheel Covers
- ☐ AM/FM Cassette w/4 Speakers
- ☐ Monitor Panel
- ☐ Power Vent in Commode
- ☐ Generator Ready
- ☐ 42 lb. LP Tank (Model 8272)
- ☐ 65 lb. LP Tank (Models 8316 & 8322)
- ☐ Radial Tires & Spare (Ford Chassis Only)
- ☐ 3-Way Captains Chairs
- ☐ Lug Wrench & Jack
- ☐ Fire Extinguisher
- ☐ Awning Rail
- ☐ Front and Rear Mud Flaps
- ☐ Innerspring Mattress
- ☐ Deluxe Exterior Mirrors
- ☐ Single Lever Faucet in Galley

Chassis

- ☐ 454 CID - GM (12,300 GVWR STD. on 8272, 14,800 GVWR STD. on 8316 & 8322, 16,000 GVWR OPT.)
- ☐ 460 CID - Ford (17,000 GVWR OPT. on 8316 & 8322)
- ☐ 4-Speed Automatic Transmission
- ☐ Electronic Ignition
- ☐ Tilt Steering Wheel
- ☐ Power Steering & Brakes
- ☐ High-Capacity Automotive Heater
- ☐ Gasoline Tank: (Approx.) 60 Gal.- GM, 70 Gal.- Ford
- ☐ Exterior Length: (Approx.)
 - 27' - Model 8272
 - 31' - Model 8316
 - 32' - Model 8322
- ☐ Interior Height - Approx. 6'-11", 6'-5" in Bedroom
- ☐ Coach Body Height - Approx. 9'-11"
- ☐ Exterior Width - Approx. 8'-0"

For further information and available floorplan options, contact your local dealer or Gulf Stream Coach, Inc. Also ask about our Class A and Class C motorhomes, travel trailers, fifth wheels, travel parks and vans. Gulf Stream Coach, Inc. reserves the right to make changes in prices, colors, materials, components and specifications and to discontinue models at any time without notice or obligation. Gulf Stream Coach, Inc. assumes no responsibility for any error in type or print reproduction of specifications or floorplans in this brochure.

Rink/R 20M 8/92



Gulf Stream Coach, Inc.

P.O. Box 1005 • Nappanee, IN 46550

Your Dealer