

2006

# ELEMENT

SERIES

Putting the **FUN** in **FUNCTIONAL!**



by Fleetwood Folding Trailers

NEON shown with optional furnace.

# DEFINITELY NOT YOUR NEIGHBOR'S RV! ELEMENT...Built for Playing Hard – Not Playing House!

Ruggedly functional...  
refreshingly comfortable –  
**COBALT & GRAPHITE** take tent  
camping to a higher level.

Cobalt and Graphite bring functional  
convenience to tent camping with indoor  
cooking, seating, sleeping and onboard  
gear storage. Two models to choose from –  
depending on how much indoors you  
want with your outdoors!



**COBALT AND GRAPHITE** feature functional interiors – each including a full galley with sink and stove, dinette, and plenty of storage.



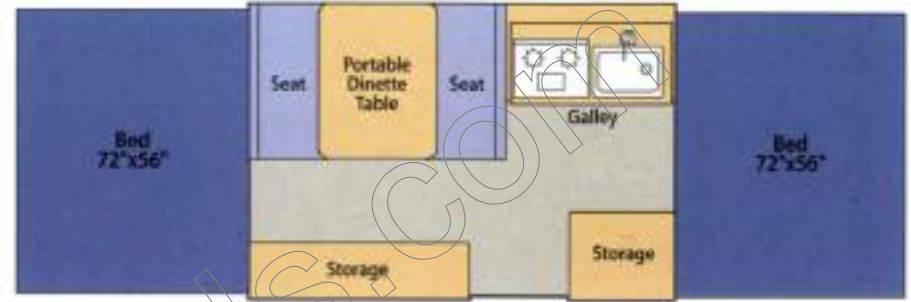
Considering “upgrading”  
to a vestibule tent?  
Consider **NEON** – the  
very best tent!

Neon combines the coziness of  
sleeping in a tent (except on a roomy  
and restful mattress) with the added  
comfort of a futon, loads of onboard  
gear storage and heavy duty  
construction. Be prepared to ditch your  
on-the-ground tent and hitch to our  
off-the-ground Neon.

**NEON** interior features a large bed, plenty of  
storage and a futon for added comfort.



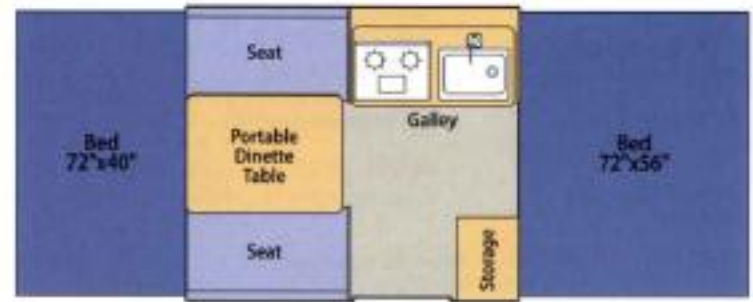
- 2 large beds for family or friends
- Side dinette for walk-through roominess
- Lots of gear storage
- Full galley



GRAPHITE



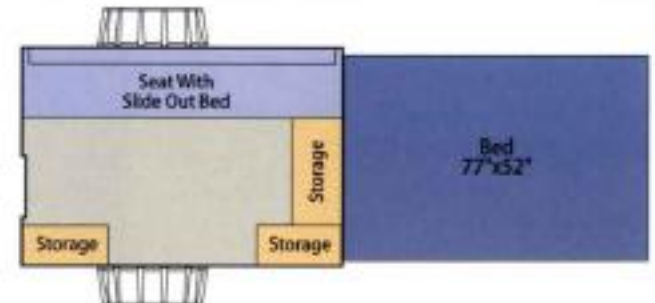
- End dinette maximizes dinette/bed spaciousness
- Lots of gear storage
- Full galley



COBALT



- Large bed
- Futon for added comfort/sleeping
- Lots of gear storage



NEON

NEON shown with optional LP tank and cover, part of the optional furnace package.

ELEMENT WEIGHTS AND MEASURES	NEON	COBALT	GRAPHITE
Box Size (inside length)	6'-10"	7'	10'
Gross Vehicle Weight Rating (GVWR), (lbs)	1,500	2,300	2,300
Unloaded Vehicle Weight (UVW), (lbs)	940	1,245	1,425
Unloaded Tongue Weight (UTW), (lbs)	105	135	135
Maximum Carrying Capacity (MCC), (lbs)	560	1,055	875
Cabinet Storage (cu. ft.)	16	26	35
Tire Size	ST205/65-10	ST205/65-10	ST205/65-10
Open Dimensions (length x width)	14'-8" x 6'-7"	16'-9" x 7'-5"	20' x 7'-5"
Closed Dimensions (length x width)	11'-5" x 6'-7"	12'-10" x 6'-10"	14' x 6'-10"
Open Height	101"	100"	100"
Closed Height	50"	49"	49"
Interior Height	80"	80"	80"
Convertible Sofa / Bed Size	30" x 78"	41" x 74"	39" x 64"
Water Storage (gal)	N/A	5	5

**FLEETWOOD FOLDING TRAILER WARRANTY**

Limited Lifetime Warranty  
Frame and Lift System.

The limited lifetime warranty on specified structural components covers repair of defective parts, labor, and freight for the first full year and repair of specified defective parts and labor for years two and beyond from the date of purchase...for as long as you own your trailer.

Limited 25 Year Warranty  
Floor and Bed Platform Wood.

**National Coverage**

Traveling to Spokane? Buffalo? We've got you covered with one of the nation's largest trained service networks. In fact, **335 Fleetwood dealers** are just a phone call away.

Limited 5 Year Warranty  
Roof Assembly and Tent Material.

**FLEETWOODRV.COM** To locate a dealer near you, visit our website or call 1-800-444-4905. We can also be contacted at Fleetwood Customer Relations, P.O. Box 7638, Riverside, CA 92513-7638.

Limited 1 Year Warranty  
Hitch to Bumper.

**IMPORTANT-PLEASE READ** Product information, photography and illustrations included in this publication were as accurate as possible at the time of printing. For further product information and changes, please visit our website at [www.fleetwoodrv.com/foldingtrailers](http://www.fleetwoodrv.com/foldingtrailers) or contact your local Fleetwood folding trailer dealer. Prices, materials, design and specifications are subject to change without notice. All weights, fuel, liquid capacities and dimensions are approximate. Fleetwood has designed its recreational vehicles to provide a variety of uses for customers. Each vehicle features optimal seating, sleeping, storage and fluid capacities. The user is responsible for selecting the proper combination of loads (i.e.: occupants, equipment, fluids, cargo, etc.) to ensure that the vehicle's capacities are not exceeded.

Your local Fleetwood Folding Trailer dealer is:



[www.fleetwoodrv.com](http://www.fleetwoodrv.com)

For complete info see your Fleetwood Folding Trailer dealer. © 2005, Fleetwood Enterprises, Inc. Printed in the USA.

**ELEMENT SERIES STANDARD FEATURES (All Models)**

- Tubular steel frame with trailer wiring protected inside
- 4 bolted on stabilizer jacks - friction type
- Swing-down dolly jack with attached wheel
- Slipper leaf spring suspension
- Wide profile tires on silver painted steel rims
- Electric brakes with EZ lube axle and 5 bolt hubs
- Battery mount
- Seamless Weyerhaeuser Structurwood® floor and bed platform
- Positive locking safety chains
- Stainless steel "Posi-Lock" lift system
- Full perimeter aluminum bed frames
- Sunbrella® 302 tenting for breathability
- Privacy lined window curtains
- Attached tenting to bed ends
- Painted interior bed tenting supports
- Black and silver interior
- Black and silver exterior
- Powder coated body reinforcements
- Fine mesh screening with clear vision vinyl windows
- One-piece screen door with automatic spring return
- Spare tire, mount, lug wrench, vinyl cover
- Painted steel seat framing
- 12 volt interior lighting

**COBALT AND GRAPHITE MODELS ONLY**

- 1-20lb LP tank with vinyl cover
- 2 sets bed privacy curtains with ventilation mesh at top
- 2 burner interior stove
- Dinette with carry-out table
- Stainless Steel sink with manual pump faucet
- 5 gallon portable water tank
- Water proof, all metal galley cabinet construction
- Exterior LP hook-up for outdoor cooking appliance
- 25 amp power converter with charger
- Exterior patio light and 110 volt outlet
- Molded impact resistant wheel well flairs
- Bumper
- Entry step
- LP detector/alarm, CO detector/alarm, fire extinguisher

**NEON MODEL ONLY**

- 1 set bed privacy curtains with ventilation mesh at top
- Sofa/bed
- Step/bumper
- Molded impact resistant fenders
- Diamond plate front stone guard

