

SCEPTER®
2010



HOLIDAY RAMBLER®

This is Living®



Scepter



ENJOY THE VIEW.

So much to see and no better way to see it. Introducing the 2010 Scepter. This year we've combined more power and luxury than ever before. Throughout the coach you'll find beautiful gloss finished cabinetry and gleaming polished solid surface countertops. Ultraleather™ seats highlight the cockpit, and behind the wheel you'll find everything you need to command the Scepter's new Cummins® ISL 425 HP engine. And when you're ready for views outside the coach, nothing beats the enormous Panaview™ 1-piece windshield.









BRIGHTER DAYS. SWEETER DREAMS.

The Scepter is all about having things on your terms. From your morning coffee in your favorite mug to a good night's sleep in your own bed. Spacious cabinet storage lets you stock the kitchen with all your essentials, and top-of-the line appliances make every meal a breeze. You'll enjoy the ultimate convenience of the Scepter's legless solid surface dinette

with stylish upholstered chairs. In the bedroom an oversized wardrobe helps keep things neat and tidy, and both the galley and bath feature a decorative tile backsplash. A king bed comes standard on the 42-foot models, and on all models, you have the option of a Select Comfort air mattress, allowing you to set the right level of firmness for you.

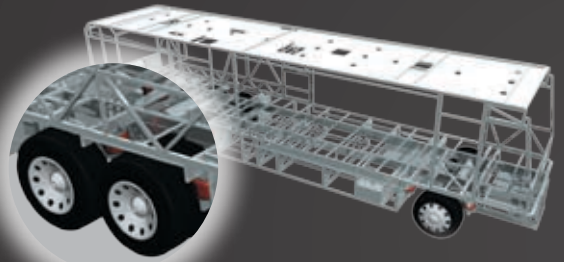


THE ROADMASTER DIFFERENCE

Turn the key of the 2010 Scepter and prepare to experience the best-in-class performance of the Roadmaster chassis. Roadmaster is the only chassis manufacturer with a 100 percent commitment to only producing chassis for luxury motorhomes. In fact, every Roadmaster chassis is custom built for the exact model and floorplan. That means you'll enjoy a smoother ride, superior front-to-rear balance and unbeatable strength and reliability. We encourage you to take a few minutes to learn more about the many features that put Roadmaster in a class by itself.

DISTINGUISHING FEATURES.

With bold graphics and deluxe full-body paint, the Scepter stands apart from the crowd. From the high-quality awning package to the polished aluminum wheels to the full-length Holiday Rambler mud flap, every detail helps create a lasting impression. As you can see below, a full pass-through slide-out tray and side-hinged baggage doors eliminate the hassles of retrieving items from the storage bays.



RR10S Series TAG AXLE

(found on 42' floorplans) The tag axle lifts for added maneuverability in tight spots. It's just one more great feature from Holiday Rambler that adds to your coach's overall performance and most importantly, your safety.

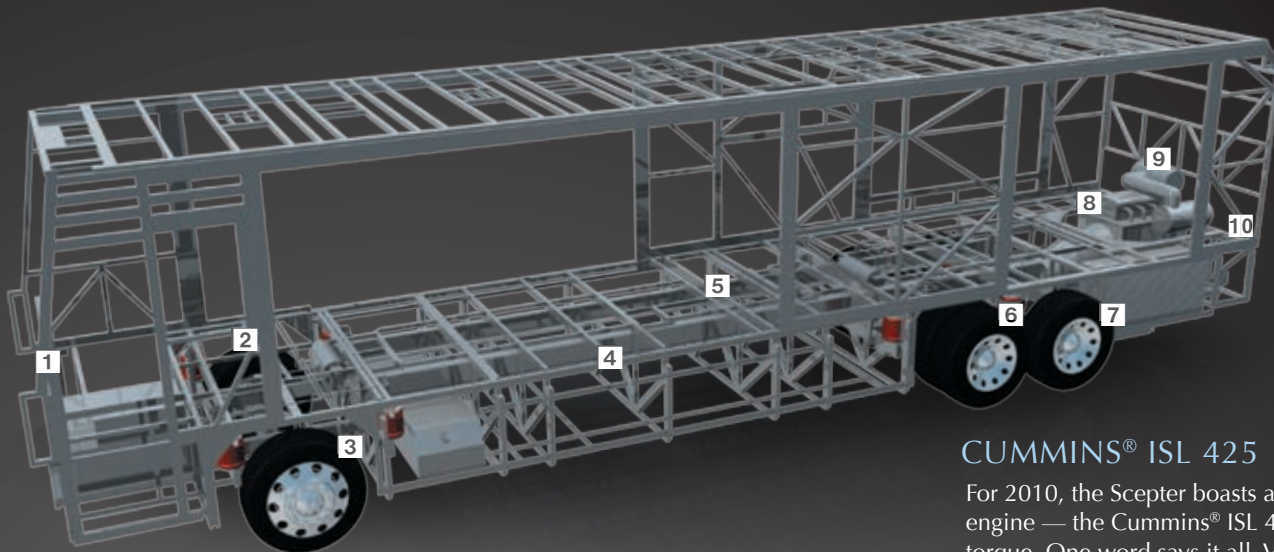


5-LAYER LAMINATED GEL COAT FIBERGLASS SIDEWALLS

(left to right)

- Wallpaper
- 1/8" luaun
- 1-1/2" x 1-1/2" square tubular aluminum frame
- High-performance thermal insulation
- High-gloss gel coat fiberglass exterior





CUMMINS® ISL 425

For 2010, the Scepter boasts a powerful standard engine — the Cummins® ISL 425 HP with 1,200 torque. One word says it all. Vroom.

ROADMASTER RR10S—SERIES CHASSIS AVAILABLE ON THE 42DFT AND 42PDQ ROADMASTER RR8S—SERIES CHASSIS AVAILABLE ON THE 38PDQ

- 1** Equipped with a steel firewall and steel stepwell for added safety.
- 2** Three monitored leveling sensors (two in the rear, one in the front) continually adjust the air pressure within each air bag to maintain a level ride and eliminate nosediving, weight transfer, and floating on curved roads.
- 3** Automatic Traction Control (ATC) eliminates wheel slippage in slick conditions and heightens control. The Anti-Lock Braking System (ABS), with front disc brakes and rear drum brakes, gives you superior stopping power, especially on steep grades. Together, these sophisticated systems offer the very best safety on the road.
- 4** Our exclusive raised rail design provides for larger full pass-through storage bays with flush floors.
- 5** Frame rails are constructed of 3-1/2" by 6-1/4" by 3/8" 100,000 PSI steel for greater strength; a side-mounted aluminum radiator and intercooler reduce weight, won't rust, and deliver better heat transfer than steel cooling components.

- 6** The Cushion Air Glide suspension features 10 gas-charged shocks and 10 air bags, 8 of which are outboard mounted (RR10S). The RR8S-Series chassis features 8 gas-charged shocks and 8 outboard-mounted air bags.



- 7** Goodyear tires 295/80R/22.5
- 8** Allison® 3000 MH 6-speed World Transmission with electronic shifter. Our exclusive use of synthetic transmission fluid allows for up to three-year maintenance

intervals for the Allison® transmission.


- 9** Cummins® ISL 425 HP diesel engine.

- 10** A 10,000 lb. tow hitch rating is the highest in its class. Prewired for supplemental braking system that works with your tow vehicle.

6-LAYER FLOORING

(top to bottom)


- Carpet pad and carpeting or tile
- Structurwood™ for added reliability
- High-performance thermal insulation
- 1-1/2" x 1-1/2" square tubular frame
- 1/8" luaun
- Waterproof Darco underbelly provides moisture barrier



9-LAYER MOLDED FIBERGLASS ALL-SEASON FOAM INSULATED ROOF

(top to bottom)

- One-piece 1/4" fiberglass roof is crowned for easy water runoff
- Luaun backing
- 2-1/2" thick tapered bead foam insulation
- 1-1/2" x 3" aluminum I-beam superstructure on 16" centers filled with 3" fiberglass insulation
- Vapor barrier
- Structure foam provides added thermal barrier
- 1/2" bead foam insulation
- Foam padding for extra insulation
- Easy-to-clean padded vinyl ceiling





Scepter[®]
2010

COLORS AND PATTERNS IN PERFECT HARMONY.

The 2010 Scepter makes a bold statement wherever you go with deluxe full-body paint graphics. Whichever color you choose, you'll marvel at the luxurious fabrics and beautifully coordinated

details. We also call your attention to the stunning gloss finished cabinetry selections — each with stylish satin nickel hardware. Put it all together and you've created a masterpiece all your own.



RASPBERRY TRUFFLE II



SATIN SABLE II



NATURAL OAK



STAINED OAK



NATURAL CHERRY



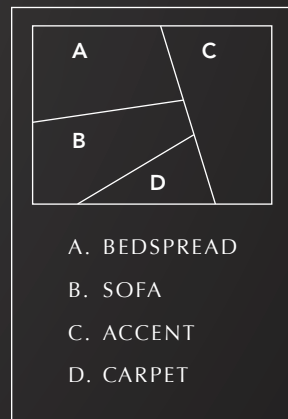
STAINED CHERRY



SPICED MAPLE



RIVERSTONE





BODY CONSTRUCTION: FEATURES

- Aluminum Superstructure
- Seamless One-Piece Molded Crowned Fiberglass Roof
- Interior Height 84"
- Foam Insulated Floor Framing with 3-Ply Underbelly
- Laminated Smooth Gel Coat Fiberglass Exterior Walls
- Front Molded Fiberglass Cap
- Rear Molded Fiberglass Cap with Integrated Air Intake
- Panaview™ 1-Piece Front Windshield
- One-Piece Generator Access Door
- Electric Flush-Mounted Stepwell Cover
- Aluminum Framed Laminated Floor on Steel Trusses
- Laminated Structurwood™ Flooring
- Dual Head Power-Controlled Heated Exterior Mirrors with Turn Indicator Lights
- Four Docking Lights
- Side-Hinged Baggage Doors with Chrome Door Latches
- 3M Film Front Mask
- Full-Length Holiday Rambler Mud Flap
- Storage Bay Slide-Out Tray — Pass-Through (Bay 2)
- Ozite Lined Pass-Through Storage Compartments
- Flush-Mounted Metal Fuel Doors
- Deluxe Full-Body Paint
- Roof Ladder
- Undercoating

OPTIONS

- Super Savings Package: 3-Camera Rear Vision System with Audio and Adjustable Center Camera, In-Dash Driver's Message Center, Solid Surface Kitchen Sink, Auto Generator Start, RV Sani-Con Tank Drainage System, Water Hose Reel, Power Cord Reel
- Storage Bay Slide-Out Tray — Pass-Through (Bay 3) (N/A 38PDQ)

CHASSIS/ENGINE/SUSPENSION: FEATURES

- Roadmaster RR8S-Series Chassis (38PDQ Only)
- Roadmaster RR10S-Series Chassis (42PDQ and 42DFT)
- Cummins® ISL 425 HP (538 cu. in./8.9L) Electronic Engine with Allison® 3000 MH 6-Speed World Transmission and Electronic Shifter
- Torque: 1,200 lbs./ft. Max. Net at 1,300 RPM
- Aluminum Side-Mounted Radiator with CAC Cooler
- Dual Fuel Fill
- 160 Amp Alternator
- Rear Axle Ratio: 4.30:1
- Cushion Air Glide Suspension with Eight Outboard-Mounted Air Bags and Eight Shock Absorbers (38PDQ Only)
- Cushion Air Glide Suspension Features Ten Shock Absorbers and Ten Air Bags, Eight of Which Are Outboard Mounted (42PDQ and 42DFT)
- Anti-Lock Braking System with Front Disc Brakes and Rear Drum Brakes
- Tag Axle with Anti-Lock Braking System (42PDQ and 42DFT)
- Automatic Traction Control
- Cummins® Variable Geometry Turbo Exhaust Brake
- Auto Slack Adjusters on Brakes
- Engine Block Heater
- Hydraulic Leveling System
- 10,000 Lb. Hitch Receiver with Dual Connector 4/7-Pin

OPTIONS

- Air Leveling System (Replaces Standard Hydraulic Levelers)
- Engine Brake

COCKPIT: FEATURES

- Automotive Dash with Dark Knot Burl Instrumentation Panel
- Electric Cockpit Solar Screen with Blackout Shades
- Pilot and Co-Pilot Pull-Down Sunshades
- Color Rear Vision System with Audio and Adjustable Camera
- In-Dash AM/FM/CD Stereo Radio with Sirius-Ready Compatibility, iPod Control, Aux-in-Connection, SD Card Slot and Weather Band
- CB Prep with Antenna
- Adjustable Brake and Accelerator Pedals
- Lighted VIP Smartwheel®: Multiplex Steering Wheel with Controls for Windshield Wipers, ICC and Cruise Control
- Audible Turn Signals
- Roof-Mounted Dual Trumpet Air Horns
- Ultraleather™ Six-Way Power Pilot Seat and Co-Pilot Seat with Power Footrest and Full Wrap Skirt
- Carpeted Driver and Passenger Floor Mats

OPTIONS

- 10-Disc CD Changer
- In-Dash Driver's Message Center
- 3-Camera Rear Vision System with Audio and Adjustable Center Camera
- GPS System
- Sirius Satellite Radio System (Requires Subscription)
- Auxiliary Blower

APPLIANCES AND ACCESSORIES: FEATURES

- Norcold® 12 Cu. Ft. 2-Way 4-Door Refrigerator with Ice Maker
- High-Output 3-Sealed-Burner Cooktop without Oven
- Spacesaver Convection Microwave with Touch Control
- 32" Flatscreen LCD TV in Living Area Hutch (38PDQ)
- 32" Flatscreen LCD TV in Front Cockpit Overhead (42PDQ and 42DFT)
- 26" LCD TV in Bedroom
- 110 Volt Home Theater System
- TV Antenna with Booster
- Exterior Hookups for DSS Dish and Cable

- Digital Satellite System Prep
- Washer/Dryer Prep

OPTIONS

- Residential Refrigerator: 22.6 Cu. Ft. with Water and Ice Dispenser in Door
- Stainless Steel Package: Includes Stainless Steel Refrigerator and Microwave
- Combination Washer/Dryer
- Stackable Washer/Dryer
- 37" Sharp Fixed TV in Front Cockpit Overhead (42PDQ and 42DFT)

- 26" Sharp Fixed TV in Front Overhead (38PDQ)
- Bedroom DVD Player with IR Repeater
- Central Vacuum with Toe Kick
- R5 KVH In-Motion Satellite (Does Not Include Receiver)
- Multi-Satellite HD KU/KA Dish (DirecTV Winegard, Stationary Operation Only)
- Exterior Entertainment Center: 32" Flip-Up Exterior Bay TV with Home Theater System, 3 Speakers and Sub-Woofer Mounted in Cargo Tray
- Blu-Ray DVD
- Pre-wire cargo bay for Satellite Hookup

INTERIOR: FEATURES

- Gloss Finished Cabinetry: Stained Oak or Natural Oak
- Solid Wood Raised Panel Cabinet Doors
- Crown Molding in Bedroom/Living Area
- Refrigerator Raised Panel Hardwood Inserts
- Satin Nickel Finish on Hardware and Fixtures Throughout
- Satin Nickel Bath Accessories
- Radius Polished Solid Surface Kitchen Countertop with 70/30 Stainless Steel Sink with Two Sink Covers
- Roll-Out Polished Solid Surface Kitchen Countertop Extension (N/A 38PDQ)
- Decorative Tile with Corian® Molding Backsplash in Galley and Lavatory
- Polished Solid Surface Bathroom Countertop with Integrated Sink

- Kitchen Overhead Cabinets with Adjustable Shelf
- Ceramic Tile Flooring in Kitchen and Bathroom
- Designer Carpeting in Living Area and Bedroom
- Soft Touch Padded Vinyl Ceiling
- Decorative Hardwood Slide-Out Fascia Trim
- Fabric Valances with Decorative Crown Molding Throughout
- Oversized Rear Wardrobe Closet
- Decorative Headboard
- Bedroom Nightstands with Polished Solid Surface Countertops
- Bedroom Dresser with Polished Solid Surface Countertop and Integrated Hamper

- Bedroom Dresser/Wardrobe at the Foot of Bed
- Bedspread and Decorative Pillows
- Decorative Mirror
- Day/Night Pleated Blackout Shades in Living Area and Bedroom, Mini Blinds in Kitchen and Private Bath
- Soil Repellent Protection on Fabric

OPTIONS

- Décors: Raspberry Truffle II, Satin Sable II and Riverstone
- Gloss Finished Cabinetry: Stained Cherry, Natural Cherry, Spiced Maple
- Full-Tile Living Room
- Solid Surface Kitchen Sink

FURNITURE: FEATURES

- Legless Polished Solid Surface Dinette Table with Two Dinette Chairs and Two Folding Chairs
- Roadside: Fabric Jackknife Sofa
- Curbside: Fabric Jackknife Sofa
- Curbside: Fabric Loveseat (38PDQ Only)
- Queen Bed (60"x 80") with Polished Solid Surface Nightstands (38PDQ Only)
- King Bed (72"x 80") (42PDQ and 42DFT)

OPTIONS

- King Bed with One Nightstand (38PDQ)
- Queen Bed (60" x 80") (42PDQ and 42DFT)
- Queen Bed Select Comfort Air Mattress
- King Bed Select Comfort Air Mattress
- Roadside: Leather Jackknife Sofa
- Roadside: Fabric Hide-A-Bed Sofa with Air Mattress
- Roadside: Leather Hide-a-Bed with Air Mattress
- Roadside: Leather/Fabric Sectional Booth Dinette Ensemble
- Roadside: Leather Sectional Booth Dinette Ensemble
- Curbside: Leather/Fabric J-Hide-A-Bed with Air Ensemble
- Two Folding Chairs with Dinette Ensemble

- Roadside: Wraparound Computer Desk with Ultraleather™ Euro-Recliner (N/A 38PDQ)
- Curbside: Leather Loveseat (38PDQ)
- Curbside: Fabric Hide-A-Bed Sofa with Air Mattress (42PDQ Only)
- Curbside: Leather Hide-A-Bed Sofa with Air Mattress (42PDQ Only)
- Curbside: Leather Jackknife Sofa (N/A 38PDQ)
- Curbside: Leather J-Lounge with Drawer (N/A 38PDQ)



ELECTRICAL SYSTEMS AND LIGHTS: FEATURES

- 50 Amp 12V Distribution Panel and Power Cord
- Battery Maintainer
- Onan® 8.0 kW Quiet Diesel Generator on Manual Slide-Out (38PDQ)
- Onan® 10.0 kW QD Generator on Manual Slide-Out (N/A 38PDQ)
- Energy Management System
- Slide-Out Battery Tray
- Four 6V Deep Cycle House Batteries
- Two 12V Heavy-Duty Chassis Batteries
- Battery Disconnect Switch at Front Door
- Battery Boost Switch in Cockpit
- 2,000 Watt Inverter
- Porch Light
- Lighted Exterior Power Entry Step
- Lighted Interior Entry Steps
- Lights in Outside Storage Compartments
- 120V Receptacles in Outside Storage Compartment
- Underhood Utility Light
- Multiplex 12V Wiring for All Lighting Throughout Interior of Coach
- Halogen Lighting in Ceiling Throughout
- Satin Nickel Decorative Lighting in Living Room, Dinette and Bath
- Prewire for Solar Panel

OPTIONS

- Auto Generator Start
- 50 Amp 120V Distribution Panel and Power Cord Reel
- 2,000 Watt Pure Sine Wave Inverter
- Solar Panel with Controller and Display

PLUMBING AND LP SYSTEMS: FEATURES

- Demand Water System and Water Pump
- 10-Gallon LP Gas/Electric Water Heater with Electronic Ignition
- Single-Handle Satin Nickel Kitchen Faucet with Pullout Sprayer
- Central Water Filtration System
- Two-Handle Satin Nickel Bath Faucet
- Single-Handle Satin Nickel Shower Faucet with Slide Bar and Shut-Off Valve at Shower Head
- Exterior Tank Monitoring Gauges
- Water Heater Bypass Valve
- Water Pump Switch in Convenience Center, Service Bay and Bath
- China Toilet
- China Toilet Electronic Silent Plus (Rear Bath 42DFT)
- Shower inside Wet Bay with Hot/Cold Water
- No-Fuss Flush Holding Tank Rinsing System
- Gravity and Pressurized Water Fill
- Insulated Systems Compartment with Easy Access to Hookup
- Sewer Hose Storage (Deleted When RV Sani-Con Tank Drainage System Is Selected)
- One-Piece Round Shower with Reeded Glass Door

- One-Piece Neo-Angled Shower with Obscured Glass Door
- Satin Nickel Shower Door Frame with Decorative Glass

OPTIONS

- Power Water Hose Reel
- RV Sani-Con Tank Drainage System
- Electric Automatic Winterization
- Neo-Angled Bathtub

HEATING, VENTS AND AIR CONDITIONING: FEATURES

- Dual 13.5M BTU Roof Air Conditioners with Ducted Air, Heat Pumps and Digital Thermostat Control (38PDQ Only)
- Three 13.5M BTU Roof Air Conditioners with Wall Thermostat and Heat Pump (N/A 38PDQ)
- Dual Zone Electronic Ignition Furnaces - 51M BTU (One 31M BTU and One 20M BTU)
- Electronic AC/Heat Climate Control System
- In-Floor Ducted Heating System
- 12V Attic Fan in Kitchen, Hall Bath and Private Bath
- 12V Heater in Wet Bay

OPTIONS

- Aqua-Hot® 450 Water and Heating System

- Ceiling Fan in Bedroom
- Dual 15M BTU Roof Air Conditioners with Ducted Air, Heat Pumps, and Digital Thermostat Control (38PDQ Only)
- Two 15M BTU Roof Air Conditioners and One 13.5M BTU Roof Air Conditioner with Wall Thermostats and Heat Pumps (42PDQ and 42DFT)

SAFETY: FEATURES

- Backup Alarm
- Fire Extinguisher
- Deadbolt Lock on Entrance Door
- Driver and Passenger Three-Point Integrated Seatbelts
- 120V GFI Protected Circuit
- LP Gas Detector
- Smoke Detector
- Carbon Monoxide Detector
- Egress Windows

WINDOWS, DOORS AND AWNINGS: FEATURES

- Radius Flush-Mounted Dual Pane Safety Glass Dark Tinted Slider Windows
- Front Entry Door with Air Seal, Removable Screen and Anti-Skid Steps
- Keyless Entry in Grab Handle with Baggage Door Lock Release and Doorbell
- Eclipse Automatic Patio Awning
- Automatic Front Door Awning
- Metal Interior Grab Handle at Entry Door and on Dash across from Passenger Seat
- Topper Slide-Out Awnings Living Area and Bedroom
- Window Awnings on All Windows except Slide-Out Windows under Patio Awning
- Tinted Skylight in Bathroom with Protecta Glaze

OPTIONS

- Apex Automatic Patio Awning with Remote

Due to continuous product improvements, visit www.holidayrambler.com for the latest in standards and options, specifications, and technical data.

Weights*	38PDQ	42PDQ	42DFT
Gross Vehicle Weight Rating	37,600	44,600	44,600
Gross Combined Weight Rating	47,600	54,600	54,600
Front Gross Axle Weight Rating	14,600	14,600	14,600
Rear Gross Axle Weight Rating	23,000	20,000	20,000
Tag Axle Weight Rating (lbs.)	N/A	10,000	10,000
Measurements			
Wheelbase	224"	270 1/4"	270 1/4"
Overall Length	38' 11"	42' 10"	42' 10"
Overall Height with AC (w/o DSS option)	12' 10"	12' 10"	12' 10"
Interior Height	84"	84"	84"
Interior Width	96"	96"	96"
Exterior Width	100.5"	100.5"	100.5"
Tank Capacities** (Gal.)			
Water Heater	10	10	10
Gray Tank	78	78	78
Black Tank	44	44	44
Fresh Tank	100	100	100
LP Tank ***	31	31	31
Fuel Tank	130	130	130

* Towing capacity is limited by GCWR; your vehicle's towing capacity is the difference between the GCWR and the actual vehicle weight, including all water, fuel, passengers and cargo. Your towed vehicle should be equipped with auxiliary brakes if the weight of the towed vehicle exceeds 1,000 lbs. Consult your owner's manual for further towing information.

** All tank capacities are estimated based upon calculations provided by the tank manufacturers and represent approximate capacities. The actual "usable capacity" may be greater or less than the estimated capacities based upon fabrication and installation of the tanks.

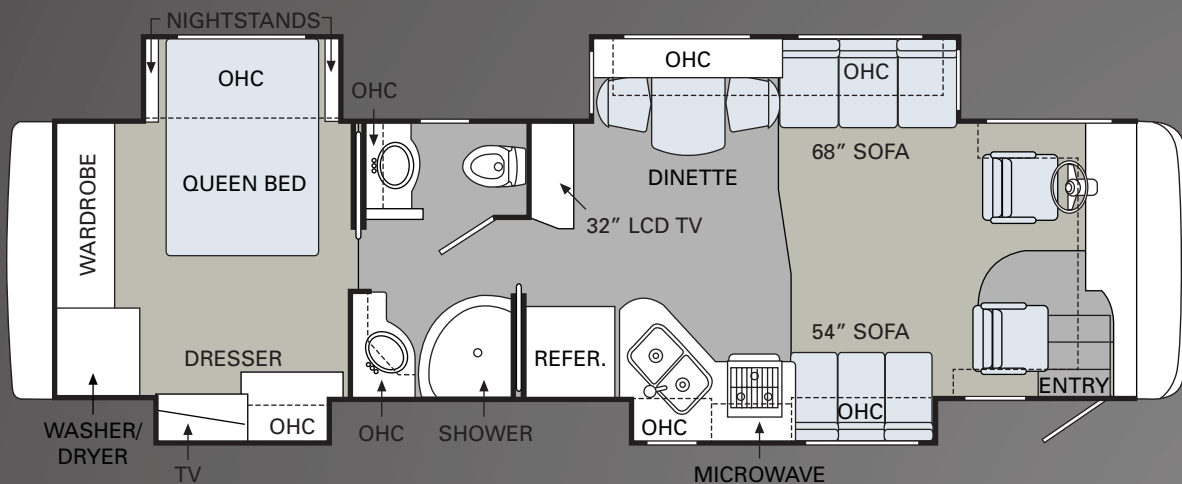
*** Actual filled LP capacity is 80% of listing due to safety shut-off required on tank.

The actual overall length of the recreational vehicle may differ from that indicated in the brochure due to variances in the manufacturing process and/or installed components. The actual length may be greater or less than that indicated. Due to the large variety of options and floorplan arrangements available to our customers, actual weights for each unit can differ significantly. Holiday Rambler provides a weight sticker on each unit we produce which includes that unit's tank capacities and approximate weight. Consult your local Holiday Rambler dealer for unit availability and further information. The information printed in this brochure reflects product design, fabrication, and component parts at the date of printing. The manufacturer reserves the right, at any time, to make changes in product design or material or component specifications as its sole option, without notice. This includes the substitution of components of a different brand or trade name which will result in comparable performance. All information printed in this brochure is subject to change after the date of printing. Some features shown or mentioned in this brochure are optional and may only be available in selected floorplans. Photographs may depict a floorplan option that has been discontinued or is no longer available at the time of your purchase. Photographs may show props or decorations that are not standard equipment. Holiday Rambler, the Holiday Rambler logo and its design, are registered trademarks. Other products and company names are trademarks and/or registered trademarks of their respective holders. While the color of the motorhome's exterior and the interior fabrics depicted in this sales brochure are fair and reasonable depictions, the colors depicted may not be an exact match of the actual colors because of the variances in photo-processing and printing. Due to product improvements, changes during the model year and/or transcription errors that may occur, information represented within this brochure may not be accurate at the time of your purchase. If certain information is significant to your purchasing decision, please confirm the information with your dealer. Component part and appliance manufacturers issue limited warranties covering portions of the recreational vehicle not covered under the Limited Warranties issued by Monaco RV, LLC. To learn specific details regarding warranty coverage, please contact your selling dealership or review the warranty packet inside the recreational vehicle.

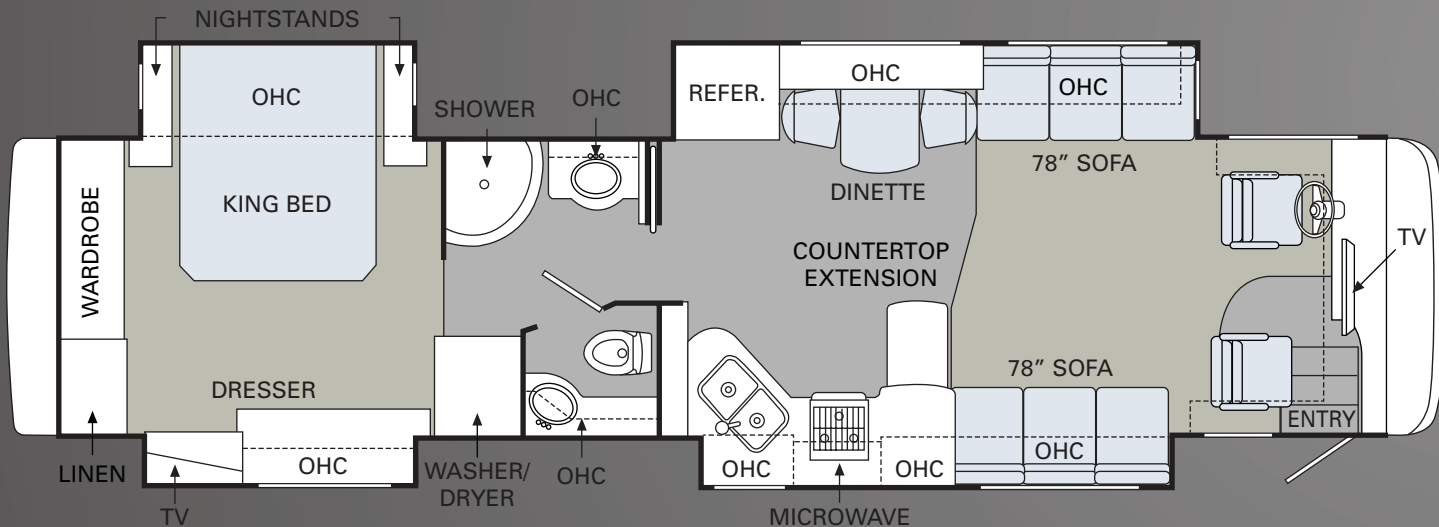


Scepter
2010

38PDQ



42PDQ



BUY LOCALLY. ENJOY EVERYWHERE.

Holiday Rambler strongly encourages our retail customers to purchase from their local dealerships whenever possible. Buying a new Holiday Rambler locally allows a customer to establish a relationship with a dealer close to home and provides convenient service and support from product-trained technicians. On our end, Holiday Rambler will continue to provide our dealer partners and customers with the finest recreational vehicles in the industry.

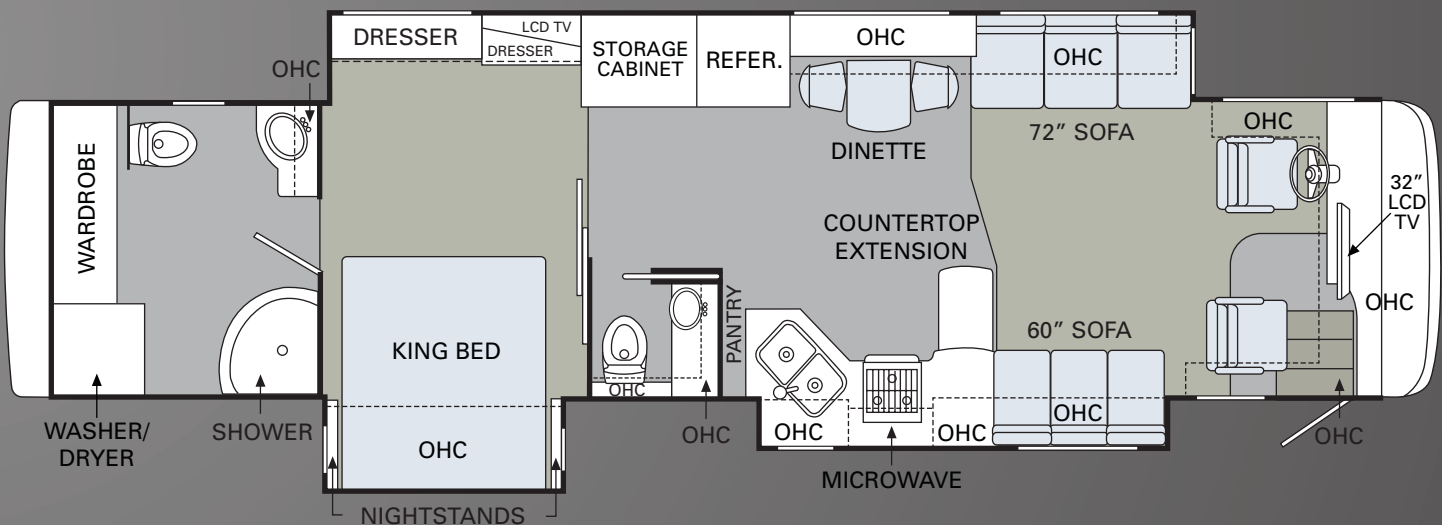
EVERYTHING YOU'VE COME TO EXPECT FROM HOLIDAY RAMBLER.

The 2010 Scepter offers something for everyone, with overall lengths of 38 feet and 42 feet. Floorplans feature quad slide-outs on the 38PDQ and 42PDQ, and the must-see full-wall slide on the 42DFT. Just a few points of interest include a king bed, full rear wardrobe and roll-out kitchen countertop extension all standard on both 42-foot floorplans; a bath-in-a-half layout on the 42DFT; and two solid surface vanites with integrated sinks, along with a 32-inch LCD flatscreen TV in the living area hutch on the 38PDQ.

■ CARPET | ■ TILE

FULL-WALL SLIDE


42 DFT



ALL ROADS LEAD TO WWW.HOLIDAYRAMBLER.COM

Wherever the road takes you, you're never more than a click away from your friends at Holiday Rambler. Just go to www.holidayrambler.com for all the latest product news, club dates and destinations, a dealer locator function, and factory tour information. You can also e-mail us directly through the site at any time.





HOLIDAY RAMBLER®

This is Living®

At Holiday Rambler, a brand of Monaco RV, it's our goal for all our customers to enjoy their RV experience from the beginning. We have forged strong, reliable relationships with our dealer partners, and we encourage our customers to do the same. We're proud to boast a network of over 350 dealership partners and service centers across North America. We're confident that this relationship will only enhance your RV experience and provide the added peace of mind you desire, so you can focus on the important stuff. After all, we're not just selling a world-class product, we're selling "fun." You can rest assured, Holiday Rambler and Monaco RV will be along for the ride, every mile your RV adventure takes you.

NAVIGATOR®



SCEPTER®



ENDEAVOR®



NEPTUNE®



ADMIRAL®



ARISTA®



ALUMA-LITE®



AUGUSTA™

