

STANDARD FEATURES & OPTIONS

Campfire Package

- Awning
- 13.5 BTU Air conditioner (AC prep on 7' wides)
- Microwave
- AM/FM CD with 2 speakers
- TV antenna
- 6 Gallon gas water heater
- 3 Burner cooktop (2 burner in 7' wides)

Exterior & Construction

- 20 lb. LP bottles
- Full walk-on roof
- 5/8" Tongue & groove flooring
- 5" Crowned roof
- Double entry step (NA DSL's)
- Triple entry step (DSL's only)
- Rear bumper with sewer hose storage
- Track-guided electric-powered flush floor living area slide-out (DSL's only)
- Aerodynamic front profile

- Radius corner, clamp ring windows
- 30 amp power cord
- Detachable 30 amp power cord (DSL's only)
- Patio light
- Front lower rock guard

Appliances & Electrical

- 12 Volt demand water pump
- Safety equipment: fire extinguisher, smoke/LP/CO detectors
- 110 Volt duplex interior & exterior receptacles

Kitchen

- 6 cu.ft. gas/electric, double door refrigerator (5 cu.ft. in 7' wides)
- Brushed nickel high rise faucet
- Large double bowl sink
- Designer laminate countertops with edge molding

- 40" Booth dinette
- Range hood with 12 volt light & exhaust fan

Misc.

- Raised panel cabinet doors
- Miniblinds throughout
- Residential tile-like linoleum
- Large entertainment center for a TV up to 19"
- Large storage drawers with metal drawer guides

Optional Features

- Fiberglass sidewall package
- Dark tint safety glass windows
- Oven (NA in 7' wides)
- Spare tire
- Stabilizer jacks
- Pac-n-Play storage on bunk models
- 13.5 BTU Air conditioner (7' wides)

VISIT US ON THE WEB FOR:

- New Floorplans
- Product Photos
- Detailed Specifications
- Decor Colors

www.4WINDS-RV.com



Optional Fiberglass Sidewall Package shown on front cover.

WEIGHTS & SPECIFICATIONS

	Unloaded Vehicle Weight	Hitch Weight	Cargo Capacity	Length	Exterior Width	Exterior Height	Fresh Water Capacity (gallons)	Grey Water Capacity (gallons)	Black Water Capacity (gallons)	Furnace Size (BTU's)
716FD *	3237	318	2263	19' 3"	7'	10' 2"	36	25	25	18,000
716QB *	2988	270	1812	19' 3"	7'	10' 2"	36	25	25	18,000
717RB *	3730	406	1070	23' 6"	7'	10' 2"	36	25	25	18,000
18B *	3930	504	3770	23' 5"	8'	10' 2"	30	42	42	25,000
25F *	4171	395	3332	26' 2"	8'	10' 4"	30	42	42	25,000
27B *	4412	566	3288	28' 6"	8'	10' 4"	30	42	42	25,000
29Q *	4910	541	2353	31' 1"	8'	10' 4"	30	42	42	30,000
26B-DSL *	5656	692	3486	28' 5"	8'	11'	46	42	42	34,000

* ½ ton towable models

Dutchmen Manufacturing, Inc.

2164 Caragana Court, Goshen, IN 46526

Ph. 574.534.1224 - Fax 574.975.0592

Vehicle loading - Every effort has been made to provide the greatest number of options for the recreational vehicle owner. Along with these choices comes the responsibility to manage the loads that are imposed by the choices that they remain within the manufacturer's specified chassis weight limits. Do not overload the recreational vehicle. Some optional equipment not included. Net carrying capacity (NCC) is determined by subtracting unloaded vehicle weight (UVW) from gross vehicle weight (GVWR) and includes fluids, options and cargo. Liquid capacities and weights are approximations only. Warning - This information is intended as a guide only. Weights of individual vehicles may vary. Consult your owner's manual for complete loading, weighing and towing instructions. *UVW and Hitch Dry Weight are base weights of units without options. Each unit includes a weight label which lists specific weight information for that unit. Product information, specifications, and photography in this brochure were as accurate as possible at time of printing. Photographs may contain some features that are optional on your vehicle. Since we continually strive to improve our products, actual products may differ. Prices and specifications are subject to change without notice. All capacities are approximate and dimensions are nominal. Some features shown are optional and may be different or unavailable in Canada. Vehicles are designed for recreational use only and not intended for use as a primary residence. All product brand names used in this brochure are registered trademarks of Thor Industries, Inc. Unauthorized use of trademarks is prohibited by law.


rev.1SP1208

©2008 Thor Industries, Inc.

YOUR LOCAL DEALER

Lite, 1/2 Ton Towable & Family Favorite Floorplans

ARISTOCRAT



The best vacations don't have to cost the most.

MORE STANDARD FEATURES - MORE VALUE



Compare our features against the competition and we are sure you will find that Aristocrat is your best value!

Standard Aristocrat Features

- 13,500 BTU AC (AC prep on 7' wides)
- A&E Awing
- Microwave
- 3 Burner cook top (most models)
- AM/FM/CD 12 volt stereo system
- TV antenna with booster and 12 volt outlet
- 6 Gallon LP water heater with direct spark ignition
- Diamond plate rock guard
- 2 - 20 pound LP bottles with ABS cover
- Innerspring mattress
- Designer decor package with bedspread, curtains and pillows
- Double entry step
- Walk on 5 1/2" thick truss roof
- Raised panel cabinets doors
- Steel residential drawer roller guides



AERODYNAMIC Lite FLOORPLANS

7' WIDE FLOORPLANS



716FD

UNDER
3500
POUNDS!



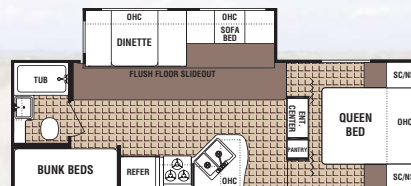
716QB

UNDER
3500
POUNDS!



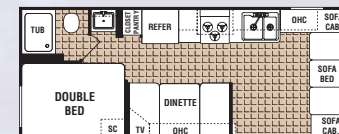
717RB

UNDER
4000
POUNDS!



26B-DSL

1/2 TON
TOWABLE



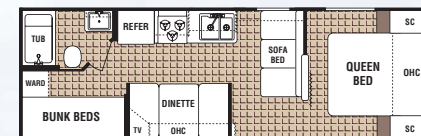
18B

UNDER
4000
POUNDS!



25F

UNDER
4500
POUNDS!



S/C
DOUBLE
BUNK OVER
DOUBLE BED

27B

Optional bunk
over double bed

UNDER
4500
POUNDS!



29Q

UNDER
5000
POUNDS!