

*Just what you're looking for.*

2011 **CARRI-LITE**



THE WORLD'S FINEST FIFTH WHEELS



*Experience the  
Resort Vehicle difference.*



MODEL 36MAX-1 / GLAZED BROOK CHERRY / BURBERRY DECOR





PLUSH SEATING WITH ACCENT STITCHING / DIOR DECOR



MODEL 36XTRM5 / ARLINGTON CHERRY / GODIVA DECOR

#### THE QUALITY AND ELEGANCE OF A FULL-TIME HOME.

Just because you've taken to a more adventurous lifestyle, doesn't mean you should have to leave behind the luxury of home. For 42 years Carriage Resort Vehicles has led the industry in craftsmanship, innovation and performance. And today, Carri-Lite is the premier luxury fifth wheel designed for serious RVers. We cordially invite you to take a few minutes to see the many enhancements that make the 2011 Carri-Lite truly special. From state-of-the-art entertainment features and refreshed interior styling, to Astro-Foil™ insulation on all six sides, you'll see that every detail is carefully chosen to pamper you year around. Because after all, home is wherever, and whenever, you happen to venture in a Carri-Lite Resort Vehicle.



# *Now you know you've arrived.*

One step aboard the Carri-Lite and you'll experience luxury that's designed for year-round living. Every detail sets this coach apart from other fifth wheels. • Soft touch ceiling for added warmth and cozy acoustics • Real wood slideout fascia • Designer cabinet hardware • Beautiful lambrequin window treatments • Taller and deeper cabinets for increased storage • Convenient central vacuum system • 100" width for greater living space

Enjoy all the entertainment features of home, starting with a large, 40" Sony TV (46" on 36SBQ) and Sony Blu-ray AM/FM/CD/DVD Home Theater System with 5.1 surround sound.



MODEL 36XTRM5 / CHOCOLATE CHERRY / DIOR DECOR



MODEL 36MAX1 / GLAZED BROOK CHERRY



MODEL 36XTRM5 / ARLINGTON CHERRY / GODIVA DECOR



The Carri-Lite kitchen features everything you need to take your gourmet cooking talents on the road. Depending on the model you choose, you have extra space of an island or L-shaped work area.

- 12 cu. ft. 4-door refrigerator • Convection microwave • Durable HPL flooring • Kitchen faucet with separate spray head • Corian backsplash to protect the wall against spills • Optional Fisher Paykel dishwasher



The Carri-Lite's beautiful master suite is the perfect place to unwind in spacious luxury.

- Residential-size queen or optional king beds with memory foam mattress • Spacious drawer and wardrobe storage • Bedroom TV • Black-out shades for room darkening any time of day • Floor safe to guard your valuables • Optional washer/dryer for unbeatable convenience (shown with optional desk, in place of chair)



Enjoy the freestanding dining table in the optional slideout Arizona room with tinted panoramic and ceiling windows.



You deserve the largest, most well-appointed "spa" area in the industry.

- Lighted corner shower • Spacious vanity • Mirrored cabinets • Easy-care Corian countertop





## CARRI-LITE FULL-TIME ADVANTAGES

### CARRI-LITE TAKES A BIG STEP UP WITH UPGRADES THAT ENHANCE FULL-TIME LIVING.

- Electric dump valves at docking station
- 112-gallon freshwater system with whole-house water filter
- 80 amp converter
- 40,000 BTU furnace
- Optional inverter with three batteries for long-lasting dry camping power
- Optional power management system

#### STANDARD CAREFREE® ELECTRIC AWNING.

Count on years of reliable convenience from the Carri-Lite's top-quality electric awning. (shown with optional second door-side awning)

#### DUAL PANE, TRIMLESS WINDOWS.

Developed by Hehr,® our unique windows are frameless, tinted and can be tipped out in the rain. Dual pane design reduces condensation and increases insulation.



#### SECURITY.

Windowless entry door with keyless touch pad helps deter break-ins. Four-step entry offers added safety.

#### 181 CUBIC FEET OF STORAGE.

Carriage offers you the most storage space of any fifth wheel manufacturer. The three large outside compartments total 181 cubic feet! • Main basement pass-through storage with fully finished, secure baggage doors • Unique rear storage • Lighted front storage • Felt-lined compartments with easy clean flooring



#### INTEGRATED HITCH/RECEIVER.

Carriage offers an optional 2" hitch/receiver integrated into the frame with skid bars. Tested and rated for 350 lbs of tongue weight and 2,500 lb towing capacity.





# Welcome to the grand tour.



## CONTROL CENTER.

Central location for all hook-ups  
• Pump switch, telephone, cable/satellite, city water, black tank flush, 15' hot/cold sprayer and more.



## SLIDEOUT TRAYS.

Slideout tray offers easy access to 40 lb. LP bottles with auto changeover  
• Off-door side slideout battery tray



## EXTERIOR GRAPHICS.

Carri-Lite features exclusive graphics and optional full-body paint. (full-body paint shown)



## BIGFOOT® AUTO-LEVELING SYSTEM.

Carriage is proud to be the only fifth wheel manufacturer to offer the Bigfoot Auto-leveling System as standard equipment. It takes superior chassis design and construction to offer a seamless one-touch leveling solution – and the fastest setup at the RV resort. Bigfoot is yet another way Carriage offers you industry-leading innovation. • Deluxe touch pad with single-button auto leveling • 4 independent cylinders, each with pump and reservoir and lifetime warranty • Large 10" x 10" foot pads guard against sinking • 29 tons of total power to handle uneven sites • 24/7 technical support



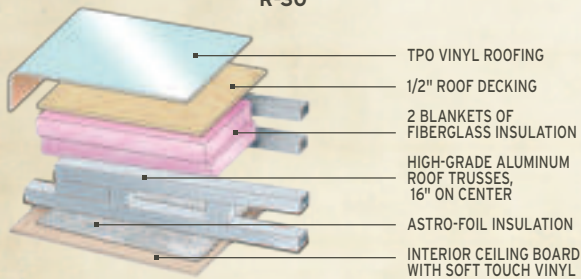


## ASTRO-FOIL INSULATION

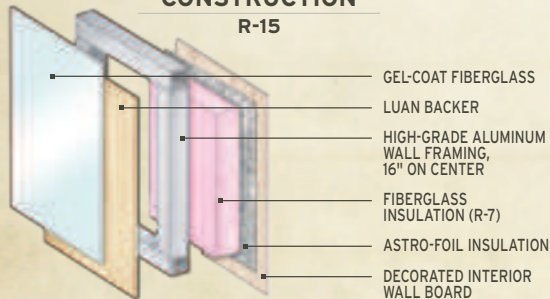
With six sides of full Astro-Foil, Carri-Lite easily surpasses the weather-resistance of other fifth wheels. In addition, Carriage leads the industry with construction methods that maximize the insulating power of Astro-Foil in conjunction with other insulation layers.

- Multi-layer wall, floor and ceiling design
- Whole-house climate control
- Superior moisture resistance


### ROOF CONSTRUCTION R-30



### SIDEWALL CONSTRUCTION R-15




### FLOOR CONSTRUCTION R-31



### INDUSTRY LEADING SLIDEOUT CONSTRUCTION.

Many manufacturers cut into the frame for the slide mechanism, which weakens the chassis. At Carriage, we build the slideouts above the subfloor and below the main floor, for superior structural integrity. Gear-driven, rack and pinion mechanism • Fully insulated slideout rooms, roofs, walls and floors • H-seal "squeegee" enclosure wipes elements from the walls and roof • The Wedge slant design directs water away from the coach



### EXCLUSIVE SQUARE PLATFORM CHASSIS DESIGN.

The Carri-Lite frame is engineered, constructed and welded in our own plant for superior quality and durability. Carriage's exclusive frame design features double stacked, steel box tube that offers more protection from bending and twisting compared to a standard I-beam. As a matter of fact, we back it with our 5-year limited structural warranty.



### RUNNING GEAR.

Dexter® Nev-R-Lube axles with replaceable cartridge offer a 5-year/100,000-mile warranty. Goodyear® G-range tires, MOR/ryde® LRE suspension and MOR/ryde rubber pin box are standard on Carri-Lite.



**HOLDING TANKS.** The large holding tanks are heated by the furnace and feature an ABS outside shell and three layers of insulation, to ensure the comfort of full-time users.




### POLYESTER FABRIC UNDERBELLY.

Breathable fabric lets moisture out but none in, eliminating condensation build-up • Highly durable • Zippered for service access • Resistant to road salt and oil • Puncture resistant





**FULL-WALL SLIDEOUT.** Carriage leads the industry with full-wall (nearly 30') slideouts on select models. All models offer large, multiple slideouts for maximum living space and storage.




*The difference is in the details.*

**SOFT TOUCH CEILING.** Padded vinyl ceilings throughout the Carri-Lite provide an elegant look, with very functional benefits, including further insulating and sound-proofing your coach.

**DINING.** The free-standing dining table with two upholstered chairs is the perfect place to share a romantic dinner for two. Or, add the leaf and pull up two additional folding chairs to entertain family or friends.



**NAME BRAND ENTERTAINMENT.** Carri-Lite features 40" Sony® LCD televisions (46" on 36SBQ) and a complete Blu-ray home theatre system with AM/FM/CD/DVD and 5.1 surround sound.



**HALOGEN LIGHTING.** One row down each side of the interior • Three-zone lighting control with dimmers, for convenient, precise adjustment



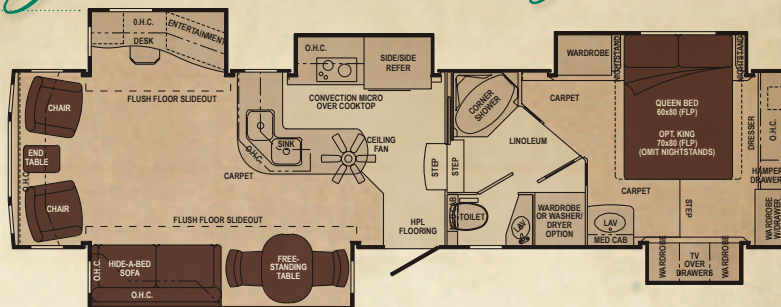
**APPLIANCES.** The standard 4-door, 12 cu. ft. Norcold® Refrigerator with raised panel wood doors, convection microwave, and 2-burner cooktop highlight the Carri-Lite kitchen.



Choose your own special style.

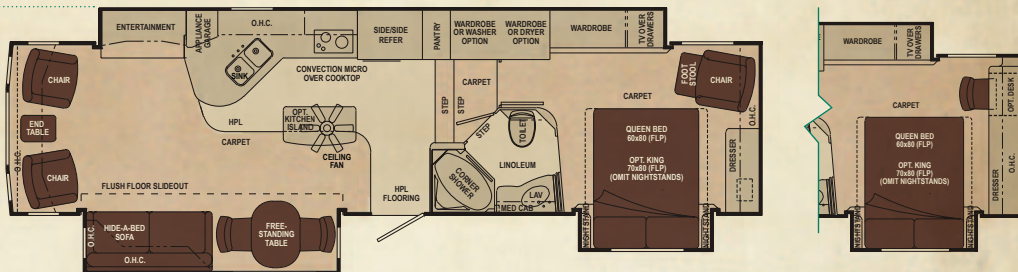
### 36XTRM5

Approx. Exterior Length <sup>1</sup>	37'4"
Approx. Exterior Width	100"
Approx. Exterior Height with standard A/C	12'9"
Approx. Dry Axle Weight (lb) <sup>2</sup>	11,385
Approx. Hitch Weight (lb) <sup>2</sup>	3,175
Approx. Total Dry Weight (lb) <sup>2</sup>	14,560
Approx. Average Load Capacity (lb) <sup>2</sup>	2,615
Axles (number of)	2
Fresh Water Capacity with Water Heater (gal) <sup>3</sup>	112
Black/Gray Holding Tank Capacity (gal)	38/72



### 36MAX-1

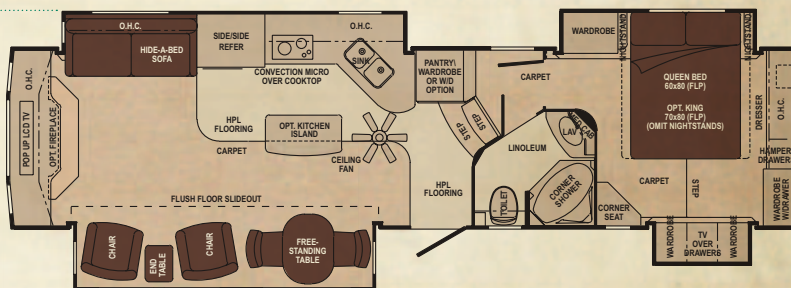
Approx. Exterior Length <sup>1</sup>	37'4"
Approx. Exterior Width	100"
Approx. Exterior Height with standard A/C	12'11"
Approx. Dry Axle Weight (lb) <sup>2</sup>	11,270
Approx. Hitch Weight (lb) <sup>2</sup>	3,270
Approx. Total Dry Weight (lb) <sup>2</sup>	14,540
Approx. Average Load Capacity (lb) <sup>2</sup>	2,730
Axles (number of)	2
Fresh Water Capacity with Water Heater (gal) <sup>3</sup>	112
Black/Gray Holding Tank Capacity (gal)	38/72



OPTIONAL DESK  
IN BEDROOM IPO CHAIR

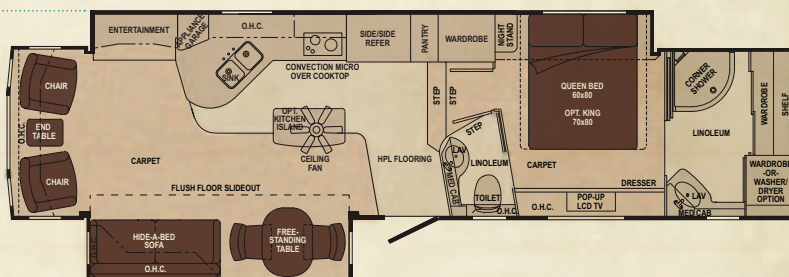
### 36SBQ

Approx. Exterior Length <sup>1</sup>	37'4"
Approx. Exterior Width	100"
Approx. Exterior Height with standard A/C	12'9"
Approx. Dry Axle Weight (lb) <sup>2</sup>	11,100
Approx. Hitch Weight (lb) <sup>2</sup>	3,100
Approx. Total Dry Weight (lb) <sup>2</sup>	14,200
Approx. Average Load Capacity (lb) <sup>2</sup>	2,900
Axles (number of)	2
Fresh Water Capacity with Water Heater (gal) <sup>3</sup>	112
Black/Gray Holding Tank Capacity (gal)	38/72



### 37MSTR

Approx. Exterior Length <sup>1</sup>	38'4"
Approx. Exterior Width	100"
Approx. Exterior Height with standard A/C	13'1"
Approx. Dry Axle Weight (lb) <sup>2</sup>	11,610
Approx. Hitch Weight (lb) <sup>2</sup>	3,050
Approx. Total Dry Weight (lb) <sup>2</sup>	14,660
Approx. Average Load Capacity (lb) <sup>2</sup>	2,390
Axles (number of)	2
Fresh Water Capacity with Water Heater (gal) <sup>3</sup>	112
Black/Gray Holding Tank Capacity (gal)	38/72



1. Exterior length does not include the front pin box or rear ladder.
2. Above listed weights are actual units that include all slide out rooms and all popular options ordered on most coaches. These weights are provided as a guideline only. The actual weight of each individual unit (all units are weighed as they come off the production line) is posted in your owners manual.
3. Fresh water capacity includes the combined capacity of the fresh water tanks and the water heater.

Our plush fabrics are hand-chosen by expert designers to create beautifully coordinated interiors.

Solid wood cabinet doors are produced in-house by highly skilled Amish craftsmen. Choose from three distinct finishes with hand-applied varnish.




ARLINGTON CHERRY



GLAZED BROOK CHERRY




DIOR



GODIVA



CHOCOLATE CHERRY



BURBERRY



## STANDARD PACKAGES

### CARRIAGE "BEST BUILT" PACKAGE

Bigfoot Hydraulic Leveling System  
Four Individual Cylinder/Jacks  
Fully Automatic Controls  
17,000 lb. (front), 12,000 lb. (rear)  
per Jack Capacity  
Lifetime Cylinder Warranty  
Nev-R-Lube™ Axles  
MOR/ryde® Rubber Equalizer  
Suspension System  
Greaseable Shackles  
40 lb. LP Bottles with Auto Changeover  
110V Recept. in Basement (DS)  
TV Outlet in Basement (DS)  
Rear Second Basement  
Frameless Hehr windows  
12 Gal. Gas/Electric Water Heater  
with DSI  
Low profile ducted A/C with Heat  
Pump 15,000 BTU  
50 amp Electrical Service  
Astro-Foil™ Insulation throughout  
Dual Pane Windows

### CARRIAGE "LUXURY" PACKAGE

40" Sony® LCD TV all models  
(46" Sony LCD TV in CL36SBQ)  
Sony AM/FM/CD/DVD/Blu-ray Home  
Theatre System 5.1 with Subwoofer  
22" Sansui LCD TV in bedroom  
Floor Safe  
60" x 80" Memory Foam Mattress  
2 Plush Recliners  
2 Fully Upholstered Dinette Chairs  
and 2 Folding Padded Dinette  
Chairs  
Three Zone Halogen Lighting with  
Dimmer Switches  
Whole House Water Filter (3M™)  
Convection Microwave Vented  
Outside  
Ball Bearing Drawer Guides

### CARRIAGE "PERFORMANCE" PACKAGE

Corian® Countertops in Kitchen and  
Bath  
Hardwood Cabinet Stiles  
MOR/ryde Rubber Pin Box  
Sliding Battery Tray and LP Sliding  
Tray  
4-step Entry  
Hide-A-Bed Sofa  
2 ½" Ventilated Brakes  
Std. Partial Paint with Black  
Fiberglass Gooseneck  
High Gloss Gelcoat Sidewalls

## INTERIOR/LIVING ROOM

### STANDARD FEATURES

Ball Bearing Drawer Roller Guides  
Day/Night Shades  
(Living Room and Kitchen)  
Dirt Devil® Central Vacuum System  
Halogen Lighting at Kitchen  
Overhead Cabinets  
Hardwood, Raised-panel  
Doors and Drawers  
Satellite Prep  
Soft Touch Vinyl Ceiling  
Wood Grab Handle at Entrance

### OPTIONS

*Fireplace*  
*Slide-Out Arizona Room*  
*70" Home Theater Seating with*  
*80" Rear Sofa (N/A 36SBQ)*  
*Coffee Table with Lift Top*  
*Black-Out Shades (Living Room & Kitchen)*

## SYSTEMS/VENTS/FANS

### STANDARD FEATURES

Keyless Entry at Entrance Door  
12 Gal. Gas/Electric Water  
Heater with DSI  
12V Power Vent in Bathroom  
and Stool Room  
15,000 BTU Low Profile Ducted  
Air Conditioner with Heat Pump  
40,000 BTU Pilotless  
Suburban Furnace  
50 Amp Electrical Service  
50 Amp Marine Power Cord  
Enclosed Heated and Insulated  
Holding Tanks and Valves  
with Separate Heat Duct  
Generator Prep (auto changeover)  
Halogen Lights with Dimmers in Living  
Room, Kitchen and Bedroom Ceilings  
Heavy Duty 80 Amp Solid-  
State Converter  
Monitor Panel (full systems)  
Prep for 2nd A/C Bedroom  
Universal Docking Center (elec.  
dump valves, water hook-ups, cab/  
sat con, coil hose, pump switch, light,  
black water holding tank flush kit)  
Washer/dryer Prep. with  
Plumbing Cover  
Water System (demand, large capacity)  
Water heater by-pass kit  
Winegard® TV antenna with power  
booster and built in Wingman®

### OPTIONS

*13,500 BTU (Bedroom) Low Profile, Ducted*  
*Gen. Onan 5,500 LP Marquis Gold*  
*Fan-Tastic Vent with Wall Switch*  
*Fan-Tastic Vent with Therm and R/S*  
*Splendide 2000S Washer/Dryer Combo*  
*Splendide Ariston 2-piece Washer/*  
*Dryer (36MAX1 and 37MSTR only)*  
*Kenmore® 2-piece Washer/*  
*Dryer (36XTRM5, 36SBQ)*  
*Power Control System*  
*Inverter with 3 Batteries*

## CONSTRUCTION/SAFETY/ RUNNING GEAR

### STANDARD FEATURES

¾" Tongue and Groove Plywood Floor  
5" Aluminum Trussed  
Roof 16" on Center  
Dexter Axles with 2 ½" Brake  
System - Ventilated  
Exclusive Drop Frame Construction  
Flush Floor on Main Slide-Out Rooms  
Full 2" Wall Made with  
Box Tube Aluminum  
LT235/85R16 "G" Range  
Goodyear® Tires  
MOR/ryde® Rubber Pin Box  
Roof Decking ½" Exterior  
Grade Plywood  
Spare Tire and Wheel (recessed)  
Owens Corning® Insulation  
(including slideout floors)  
Two, 2"x6" Stacked Steel Tube Chassis  
Heavy-duty Leaf Spring

### OPTIONS

*Disc Brakes*  
*2" Integrated Hitch/Receiver with Skid*  
*Bars: 350 lb. Tongue Weight and 2,500 lb.*  
*Towing Capacity*  
*MOR/ryde IS Suspension with 8,000 lb.*  
*Axles with Disc Brakes*

## EXTERIOR/AWNINGS

### STANDARD FEATURES

110V Exterior Recept. (GFI)  
Basement Storage with 12V Lights  
Custom Molded One Piece Front  
and Rear Gelcoat Fiberglass Caps  
Egress Window (bedroom)  
Felt Lined Exterior Compartments  
with Easy Clean Flooring  
Gelcoat Fiberglass Exterior Sidewalls  
GL20 Solar Tinted Safety  
Glass Windows  
Large 32 cu. ft. Front  
Compartment for Generator  
Mid-ship Turn Signals  
Security Lights (2) at Front Corners  
Patio Light - 12V  
Folding Grab Handle at Entrance Door  
Door Side Slideout Prepped  
for Electric Awning  
Roof Ladder  
Carefree Travel-R Electric  
Patio Awning

### OPTIONS

*Man. Box Awning for Arizona Room*  
*Full Body Painted Exterior Upgrade*  
*Slideout Cargo Tray (N/A 36MAX1)*  
*2nd Electric Patio Awning on D/S SO*

## SEALS & SURCHARGES

### OPTIONS

*State Seal: Nebraska*  
*State Seal: Oregon*  
*State Seal: Washington*  
*RVing Coalition Fee*  
*CSA Surcharge*  
*(CANADA DEALERS ONLY)*

## ENTERTAINMENT

### STANDARD FEATURES

Cable TV Hookup  
Phone Jack (2)  
Satellite Prep (RG-6 Cable) at  
Entertainment Center and Bedroom  
See Luxury Package for  
Electronics Details

## KITCHEN

### STANDARD FEATURES

12 cu. ft. Norcold® 4-Door Refrigerator  
with Raised Panel Wood Doors  
2-burner, Flush Mount Electric Cooktop  
Ceiling Fan  
Convection Microwave Oven  
Vented to Outside  
Faucet with Separate Spray Head  
HPL Floor at Kitchen  
Under Mounted Deep Double Bowl  
Stainless Steel Sink with 2 Covers  
Wood Dinette Table with Self-Storing  
Leaf and 2 Chairs and 2 Folding Chairs

### OPTIONS

*Fisher/Paykel® Dishwasher*  
*2-Burner, Flush Mount Gas Cooktop*  
*Norcold 4-Door Refrigerator with Ice*  
*Maker (1210LRIM) (N/A 36XTRM5)*  
*Kitchen Island Cabinet (N/A 36XTRM5)*  
*Split Level Kitchen Island Cabinet*  
*with 2 Bar Stools (N/A 36XTRM5)*

## BATHROOM

### STANDARD FEATURES

Corian® Countertops  
Drawer Storage @ Vanity  
Heat and A/C Ducts in Stool Room  
Porcelain Stool  
Rain Shower Head  
Shower Skylight with Shade  
Under Mounted Bathroom Sink

## BEDROOM

### STANDARD FEATURES

12V Fan-Tastic Fan  
22" LCD/TV  
Bedroom Night Stand(s)  
with Queen Bed  
Black Out Night Shades  
Comforter with pillows  
Crown molding  
His and hers halogen reading lights

### OPTIONS

*King Bed*  
*Desk in Bedroom IPO Chair (36MAX1 only)*



OPTIONAL FULL-BODY PAINT

STANDARD



## A BETTER WARRANTY FOR SURE.



### TWO-YEAR WARRANTY.

Carriages 2 year limited warranty is a manufacturers warranty. It comes from the people who build the Carriage product to the people who purchase them. Each Carriage product is warranted to the original purchaser for a period of 24 months from the original

date of purchase against defects in materials and workmanship. The appliances and other amenities are warranted by the individual manufacturer of those components not Carriage Inc. Our Warranty is transferable within the first two (2) years for a small processing fee. For a copy of the warranty with full terms and conditions, ask your local Carriage Resort Vehicle Dealer. Our warranty is a true statement in our belief that a Carriage Resort Vehicles is built better.



### STRUCTURAL WARRANTY.

Carriage offers a limited 5-year structural warranty.

We know we build the best, and we back it up with a genuine, peace-of-mind structural warranty in writing.

### IMPORTANT WARRANTY NOTE FOR FULL-TIME USERS!

Carriage Resort Vehicles honors its warranties even to full-time users! Most other manufacturers discourage full-time use. With any Carriage product, we encourage as much use as possible for our customers. We are so confident in our product for the full-timer, imagine how well your Carriage Resort Vehicle will perform for you, the weekend RVer. This is a solid investment!



### LEARN MORE AT [WWW.CARRIAGEINC.COM](http://WWW.CARRIAGEINC.COM).

Visit us online for more information about our company and our products, including the latest news, full lists of standard and optional features and construction details. It's also a great way to locate the Carriage Dealer nearest you.

### CARRIAGE TRAVEL CLUB.

Be part of the exclusive Carriage Travel Club, one of the oldest and most active owners' clubs in the industry. You'll have access to regional clubs, newsletters, our 20-site on-campus campground and service center and a Grand National rally. Visit [www.carriageowners.net](http://www.carriageowners.net) for more.



### CARRIAGE, INC. IS PROUD TO USE PRODUCTS FROM THESE MANUFACTURERS:



## THE WORLD'S FINEST FIFTH WHEELS

### YOUR PRIVATE CARRI-LITE RESORT VEHICLE DEALER:



CARRIAGE INC.  
P.O. BOX 246  
MILLERSBURG, IN 46543  
PH: 574.642.3622  
PH: 800.832.3632  
FX: 574.642.3319  
[CARRIAGEINC.COM](http://CARRIAGEINC.COM)