

**WIDE OPEN**

**MAX**  
**ENDURA**



*The Ultimate  
Luxury Toy Hauler,  
Built to take you where  
others only dream!*





Spacious interior that sleeps ten featuring folding sofa, motorized bunk bed and freestanding dinette or U-shaped Atrium dinette in the exclusive patented Atrium sunroom slideout. The full kitchen is equipped with microwave, range, large refrigerator and double stainless steel sink. Entertain family and friends in style with a large LCD TV mounted on an adjustable arm and second to none theater sound system.



AM/FM CD/DVD MP3  
5.1 channel surround  
sound system with 6  
interior and 2 exterior  
speakers matched  
up to a pounding  
10" subwoofer for  
a powerful audio  
experience.





# MAX ENDURANCE





# EnduraMax *offers* The Most Value in Luxury Toy Haulers



Who says you cant take it with you?

This garage is one of the largest in the industry giving you 10', 12' or 14' in length. The dovetail design and the longest ramp door in the industry lets you ride in at less of an angle making loading and unloading safer. The tough seamless fiberglass wall skin easily resists wear and tear caused by typical day to day use.



Huge overhead cabinets give you space for all your gear and tools



Motorized double bunk beds.



Floor drain and ducted heat in garage



Hinge integrated springs on ramp door



Anti-theft bar with lock on rear ramp door



Pass-through storage and exterior sound system



Exterior light package features led taillights and halogen floodlights



Centralized shore hookups with exterior shower



Garage vents provide ventilation



Forget about gas cans that spill and only hold a few gallons. 60 gallon onboard fuel station with static line provides safe and easy fueling for all your toys.

The best part of traveling in a wide open is enjoying the outdoors with friends and family. We deliver all the great features you're looking for, all the expansive storage you need, and the quality in construction and components you deserve. The wide open lives up to its name by giving you a large lift gate with pinch free spring hinges as well as two entry doors one entering the cargo area and another into the living quarters.






**Laminated sidewalls, roof and floor**  
Our laminated components are among the highest quality in the RV industry. The delicate balance of strength and lightweight structure is solved with our double thick welded aluminum tubing. EPS insulation is added and vacuum bonded between superslick fiberglass and lauan with high strength glue



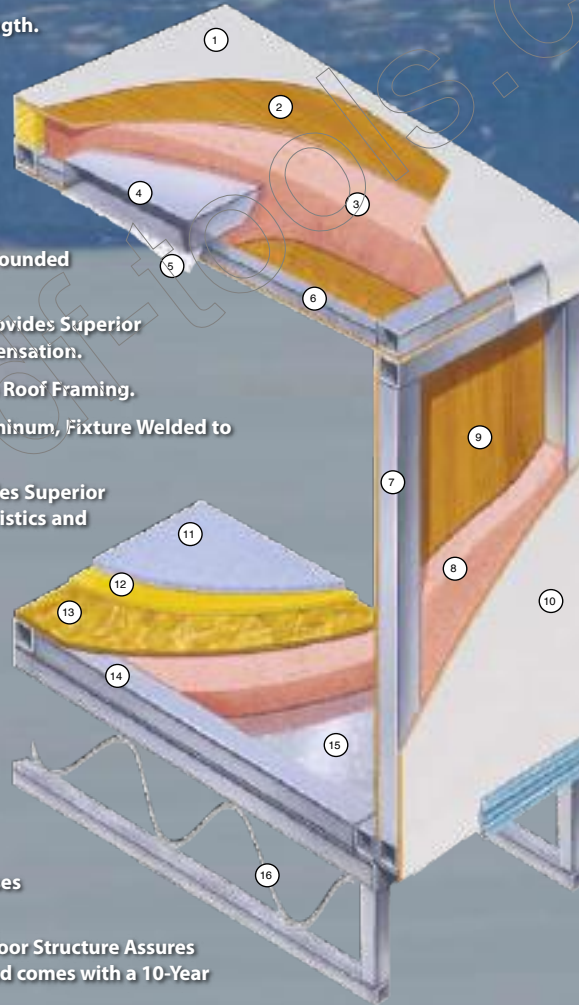
**Top notch hardwood cabinets**  
Our four step stain, sand, bake and seal process give our cabinets a luster that will last for years. EnduraMax selects only the finest hardwood to construct our doors stiles trims and doors. Take the time to compare our quality to the nearest competitor and you will see the difference.



**Command Center**  
Run out the slides and awning, check fuel and holding tank levels, control the generator and lighting all from one convenient panel.

## Proven Construction

1. Seamless TPO Roof For Greater Energy Efficiency and Dependability.
2. Lauan Decking for Additional Strength.
3. Molded, High Density EPS (Expanded Polystyrene) Roof Brick Insulation - Provides Consistent Insulation Value as well as Superior Dimensional Rigidity.
4. One-Piece Formed Aluminum Air Conditioning Duct, Completely Surrounded By EPS Insulation.
5. Bubble-Wrapped Foil Insulation Provides Superior Insulation and Helps Prevent Condensation.
6. Rugged Welded Tubular Aluminum Roof Framing.
7. Rugged Heavy-Gauge Tubular Aluminum, Fixture Welded to Form the Sidewall Framing.
8. High-Density EPS Insulation Provides Superior Lamination and Bonding Characteristics and Ensures Greater Energy Efficiency.
9. Interior Wall Panels Securely Laminated to Sidewall Framing.
10. "Super Slick" Fiberglass Exterior Vacuum-bond Laminated to Sidewall Framing for Lasting Beauty and Durability.
11. High-Quality Stain-Resistant Carpeting Available in Designer Coordinated Colors.
12. Extra-Thick Padding Under Carpet Provides Extra Comfort and Increases Carpet Durability.
13. Floor Decking Laminated to Steel Floor Structure Assures a Quiet, Long-Lasting Rigid Floor and comes with a 10-Year Warranty.
14. Heavy-Gauge Tubular Steel Framing, Fixture Welded for Extra Strength and Stability.
15. Seamless Layer of Galvanized Steel Securely Laminated to the Steel Floor Framing.
16. Steel trusses with webbed bracing is lightweight yet strong and durable



# MAX ENDURA

**MAX PEWTER**



**MAX FUSION**



**MAX STONE**



**MAX MAHOGANY**







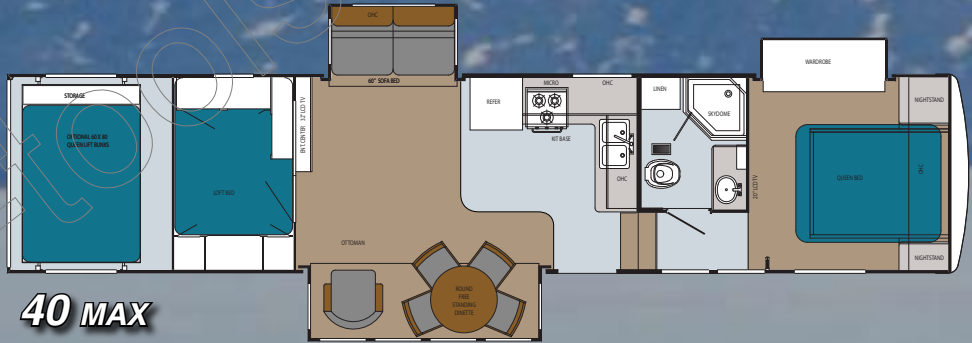
**33 MAX**



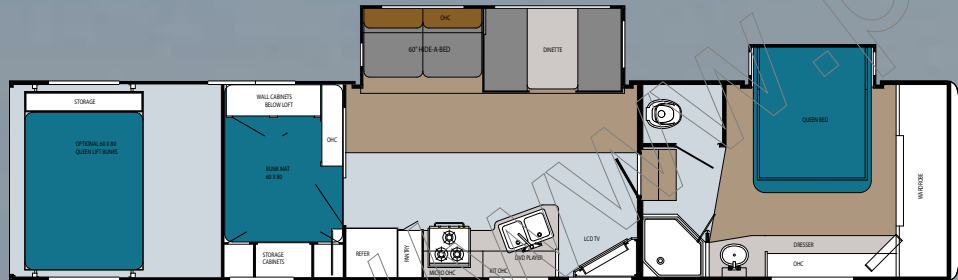
**39 MAX**



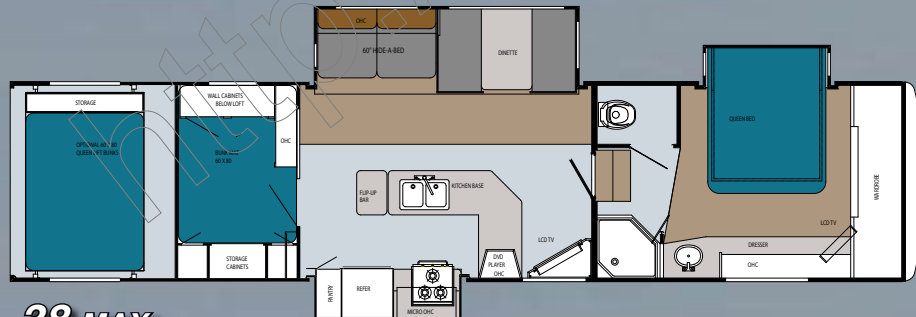
**36 MAX**



**40 MAX**



**37 MAX**



**38 MAX**

## Wide-Open Specifications

MODEL	33 MAX	36 MAX	37 MAX	38 MAX	39 MAX	40 MAX
Overall Length Apx.	34'	37'	38'	39'	40'	40'
Garage Dimensions	10'L x 8'-2"W	12'L x 8'-2"W	14'L x 8'-2"W	12'L x 8'-2"W	12'L x 8'-2"W	12'L x 8'-2"W
Ext. Height Apx. with AC	13'	13'	13'	13'	13'	13'
Unloaded Vehicle Weight Apx.	11,800	12,700	12,900	13,100	13,200	13,300
Gross Vehicle Weight Apx.	18,000	18,000	18,000	18,000	18,000	18,000
Cargo Carrying Capacity Apx.	6,200	5,300	5,100	4,900	4,800	4,700
Aprox. Hitch Weight	2,000	2,200	2,200	2,400	2,400	2,400
Aux. Fuel Tanks	60 Gal.	60 Gal.	60 Gal.	60 Gal.	60 Gal.	60 Gal.
Fresh Water Tank	112 Gal.	112 Gal.	112 Gal.	112 Gal.	112 Gal.	112 Gal.
Grey Water Tank	90 Gal.	90 Gal.	90 Gal.	90 Gal.	90 Gal.	90 Gal.
Black Water Tank	54 Gal.	54 Gal.	54 Gal.	54 Gal.	54 Gal.	54 Gal.
Dual LP Gas Bottles	30 Lbs.	30 Lbs.	30 Lbs.	30 Lbs.	30 Lbs.	30 Lbs.
Furnace	40,000	40,000	40,000	40,000	40,000	40,000
Water Heater	12 Gal.	12 Gal.	12 Gal.	12 Gal.	12 Gal.	12 Gal.
Tire Size	16"	16"	16"	16"	16"	16"
Sleeping Capacity	8 - 10	10 - 12	10 - 12	10 - 12	10 - 12	10 - 12

All Weights Shown are in Dry Condition, without options or fluids.

Please add for additional options and features. Consult the weight tag inside kitchen cabinet and your tow vehicle owners manual for more information.

# MAX ENDURA



## Construction

- 102" FULL WIDE BODY DESIGN
- 12" I BEAM MAIN RAIL CHASSIS WITH RIGID CROSS MEMBERS
- AIRCRAFT GRADE, WELDED ALUMINUM FRAMED WALLS, ROOF AND FLOOR.
- VACUUM BONDED, LAMINATED, WALLS, ROOF AND FLOOR
- EPS FOAM INSULATED
  - WALLS R-9
  - ROOF R-14
  - FLOOR R-16
- 101" LONG CARGO RAMP DOOR
- 3,000 LB RATED RAMP DOOR
- HINGE INTEGRATED RAMP DOOR SPRING WITH GREASE ZERKS
- RAMP DOOR BAR LOCK CLOSURE WITH ANTI THEFT LOCKING SYSTEM
- 24" DOVETAIL AT RAMP DOOR
- RADIUS SAFETY GLASS WINDOWS
- ALUMINUM RIMS
- FULLY ENCLOSED UNDERBELLY
- 6 WHEEL ELECTRIC BRAKES
- ALL HARDWOOD CABINETS
- ALL WOOD DRAWERS WITH DUAL SIDED RESIDENTIAL DRAWER GLIDES AND ROLLERS
- HIGH PRESSURE LAMINATE COUNTERTOPS

## Galley

- RESIDENTIAL MICROWAVE OVEN
- LARGE 8 CU. FT. 2 DOOR REEFER
- 3 BURNER HIGH OUTPUT RANGE
- LIGHTED RANGE HOOD WITH POWER VENT
- DOUBLE BASIN STAINLESS STEEL SINK
- HIGH RISE FAUCET
- LARGE PANTRY WITH ADJUSTABLE SHELVES

## Bath

- PORCELAIN FOOT PEDAL FLUSH MARINE TOILET

- WATERFALL GLASS SHOWER DOOR
- ONE-PIECE ABS SHOWER SURROUND
- SKYLIGHT OVER SHOWER
- MEDICINE CABINET OVER SINK
- POWER ROOF VENT

## Cargo Area

- 98" INTERIOR WIDTH
- 111" INTERIOR HEIGHT
- 95" GARAGE DOOR WIDTH
- BEADED FIBERGLASS INTERIOR WALLS
- FLOOR DRAINS
- DIAMOND PLATE CORNERS
- VAPOR BARRIER WALL
- PASSIVE AIR VENTS
- TWIN TUBE FLUORESCENT 12V LIGHTS
- LARGE LAMINATE OVERHEAD CABINETS
- MINI BLINDS ON ALL WINDOWS
- POWER ROOF VENT
- ROTAIR DUCTED HEAT SUPPLY
- TWO 110V OUTLETS
- PRE-WIRED FOR A/C UNIT
- CABLE JACK

## Master Suite

- HARDWOOD SLIDE OUT FASCIA AND CORNER BLOCKS
- ALL WOOD DRAWERS WITH DUAL SIDED RESIDENTIAL DRAWER GLIDES AND ROLLERS
- INNERSPRING QUEEN MATTRESS
- RESIDENTIAL COLOR COORDINATED HEADBOARD
- COLOR COORDINATED BEDSPREAD
- FULL WIDTH WARDROBE WITH TWO MIRROR SLIDER DOORS AND 12 DOOR CABINETS

- DESIGNER WALL SCONCE LIGHTING OVER HEADBOARD
- UNDER BED STORAGE WITH GAS STRUT ASSIST
- TWO THROW PILLOWS
- 12V OUTLET
- BED/BATH ACCORDION PRIVACY WALL

## Exterior

- AERO MOLDED COMPOSITE HI-GLOSS FRONT CAP WITH LIGHTS
- SEPARATE GARAGE DOOR
- AERODYNAMIC ABS FENDERS
- HUGE PASS THROUGH STORAGE
- TRIPLE ENTRY STEP AT MAIN DOOR
- LARGE CHECKERED FLAG AWNING
- 2 RAMP DOOR FLOODLIGHTS
- HITCH LIGHT
- REAR STABILIZER JACKS
- DETACHABLE ROOF LADDER
- PATIO LIGHT

## Entertainment

- TV ANTENNA, BOOSTER PACKAGE
- MASTER SUITE TV
- AM/FM/CD PLAYER AND SPEAKERS
- EXTERIOR SPEAKERS
- TWO TELEPHONE JACKS

## Systems

- 50 AMP SERVICE
- 12 GALLON GAS/ELECTRIC WATER HEATER WITH DSI
- WATER HEATER BYPASS SYSTEM
- DEMAND WATER PUMP
- 80 AMP ELECTRONIC CONVERTER
- 40,000 BTU FURNACE
- TWIN 30 LB. LP CYLINDERS WITH SPACE FOR 2 ADDITIONAL 30 LB. CYLINDERS.

- OUTSIDE HOT/COLD SHOWER
- MOTORIZED LANDING LEGS
- 13,500 BTU A/C WITH QUICKCOOL
- BATTERY DISCONNECT SWITCH
- BLACK & GRAY TANK FLUSH

## Safety

- LP LEAK DETECTOR
- SAFETY GLASS WINDOWS
- SPARE TIRE KIT
- CARBON MONOXIDE DETECTOR
- FIRE EXTINGUISHER
- SMOKE DETECTOR
- GROUND FAULT INTERRUPTER (GFI) CIRCUIT
- BREAKAWAY SWITCH

## Decor

- COLOR COORDINATED PLEATED CLOTH SHADES THROUGHOUT LIVING AREA
- WOOD PANELED LOWER WALL WITH CHAIR RAIL
- SOLID HARDWOOD RAISED PANEL REFER DOOR INSERTS
- ANTIQUE 12V CEILING FAN
- FLUORESCENT LIGHT FIXTURES
- DECORATOR MIRRORS
- BOX VALANCES WITH HARD LAMBREQUINS
- DESIGNER SCULPTED CARPET WITH PAD

## Luxury Value Package

- COMFORT PLUS INNERSPRING FURNITURE
- 32" LCD FLATSCREEN TV
- 20" LCD FLATSCREEN TV BEDROOM
- CONVECTION MICROWAVE OVEN
- SOLID HARDWOOD MAPLE CABINETS AND STILES
- SOLID HARDWOOD MAPLE SLIDE ROOM FASCIA
- RESIDENTIAL MAPLE INTERIOR DOORS
- ELEGANT CROWN MOULDING IN LIVING AREA

## Exterior Value Package

- 16" ALUMINUM RACING WHEELS
- LT245/75R16 TIRES
- LARGE GARAGE WINDOWS
- 6000 LB AXLES





# Full Line Toy-Hauler Manufacturer

# ENDURAMAX



**ENDURAMAX LLC** WAS FOUNDED IN **2006** AS AN EXCLUSIVE MANUFACTURER OF QUALITY TOYHAULING PRODUCTS. BECAUSE **ENDURAMAX** IS PRIVATELY HELD WE ARE ABLE TO CONSTRUCT AND CHANGE OUR PRODUCT TO MEET MARKET DEMANDS. WE PROMISE YOU THAT OUR PRODUCTS ARE MANUFACTURED WITH THE UTMOST CARE AND WILL STAND THE TEST OF TIME SO THAT YOUR PURCHASE WILL PAY YOU BACK WITH PLENTY OF HASSLE-FREE GOOD TIMES. WE DELIVER THE MOST VALUE AND QUALITY AT THE BEST PRICE.

## 2 YEAR TRANSFERABLE WARRANTY ON STRUCTURAL COMPONENTS\*

One year total use warranty under normal use against defects in material and/or workmanship in construction and original components.

*\*For purposes of this warranty, "Structural components" shall be limited to the structure of the side walls, front and back walls, roof and floor. See the official written Enduramax LLC Limited Warranty for details.*

*Take it to the Max* At Your Local Dealer!

**ENDURAMAXRV.com**

**1-800-213-8151**

For more information and available options, contact your local EnduraMax dealer, [www.EnduraMaxRV.com](http://www.EnduraMaxRV.com) or EnduraMax LLC. EnduraMax LLC, reserves the right to make changes in prices, colors, materials, components and specifications and to discontinue models at any time without notice or obligation. EnduraMax LLC, assumes no responsibility for any error in type or print reproduction of specifications or floorplans in this brochure. Photographs may show equipment or items that are optional and are not included in the purchase price of the coach. Test drive and review a current model at your nearest EnduraMax dealer. © 2006 EnduraMax LLC, Goshen, Indiana U.S.A.