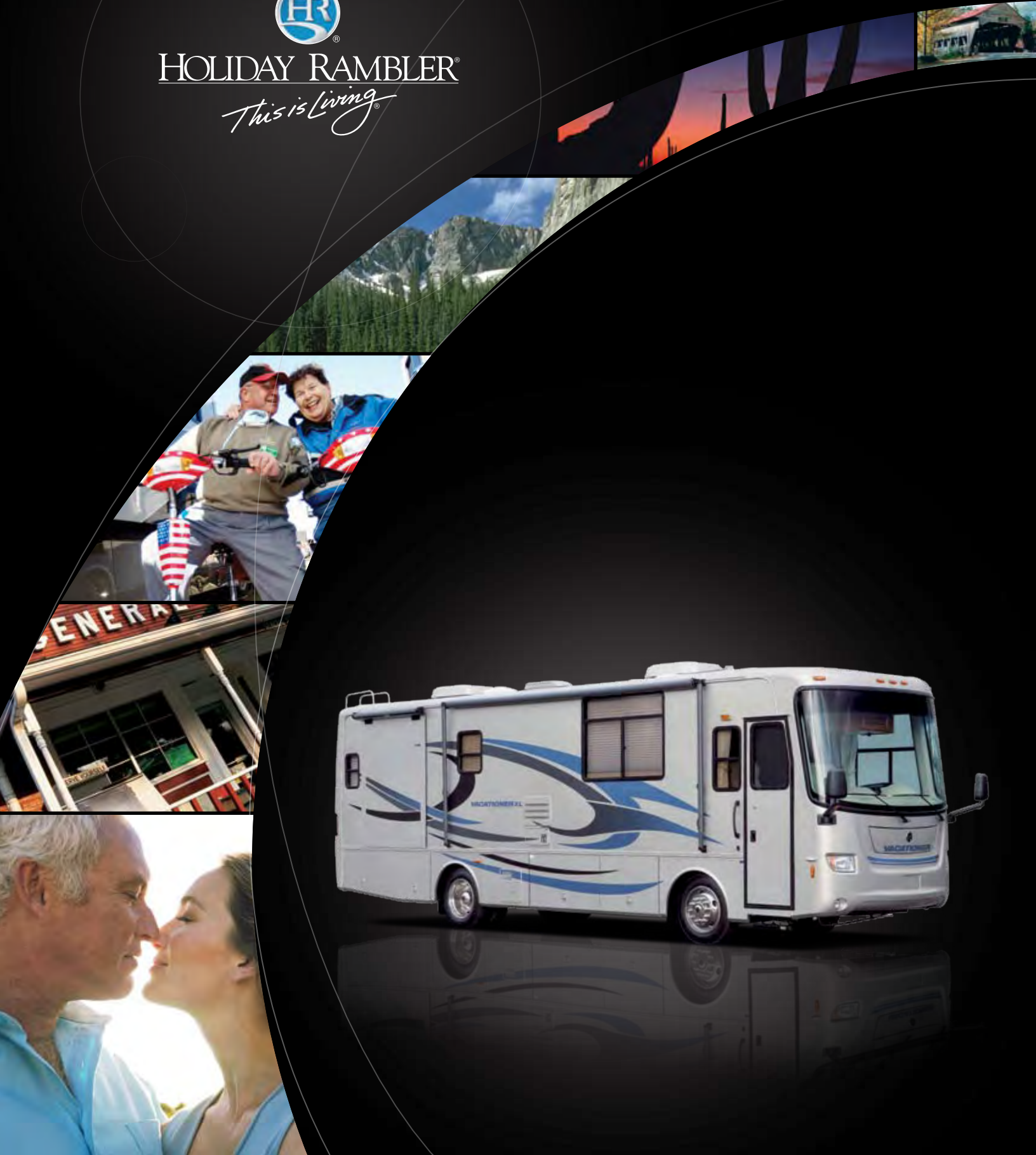


2007 VACATIONER® XL



HOLIDAY RAMBLER®

This is Living®





VACATIONER[®] XL



This is Living[®]





34PWD | NEWPORT CHERRY | GOLDEN SUNSET

PUT YOURSELF IN A NEW ENVIRONMENT.

If you're longing for a change in scenery, we have just what you need — the all-new 2007 Vacationer XL. It will take you anywhere in style and comfort with plenty of room for everything and everyone you want to bring along. But what will really change your outlook is this Vacationer's engine. If you've never experienced the quiet power of a diesel pusher engine, you're in for quite a change. The Vacationer XL is powered by

a rugged Cummins® 300 HP motor that's mounted in the back of the coach for a quieter ride. And it's all riding on a durable Roadmaster® RSR Rail chassis, custom designed to your exact floorplan. But the real value of the 2007 Vacationer XL is its price — on par with what you would expect to pay for a gas powered RV. Now that's a change for the better.



VACATIONER[®] XL



This is Living[®]



34PWD | NEWPORT CHERRY | GOLDEN SUNSET

STEP UP TO A NEW LEVEL OF COMFORT.

Upgrade to a diesel pusher coach with Vacationer and you'll upgrade in style and comfort, too. In the kitchen you'll find everything you need, including a large double-door refrigerator with ice maker. All the cabinetry throughout is beautiful new vintage oak, with raised panel cathedral upper cabinet doors in the kitchen. We've added a standard pullout countertop extension with two drawers and a handy pantry right next to the refrigerator with a full height roll-out storage cabinet.

The bathroom has been redesigned with a one-piece fiberglass shower, satin nickel shower door with obscure glass on a rounded frame. There's also a new style of shower diverter, hose and head with a beautiful satin finish slide bar and soap dish. Along with the satin finish faucet in the sink, it creates a polished, consistent look.

At the end of the day, you'll rest easy in the comfortable queen bed with decorative fabric headboard in a bedroom that features plenty of storage. Blackout day/night pleated shades create an ideal setting for relaxing and sleeping.



This is Living®

◆ PANAVIEW™

1-PIECE WINDSHIELD



34PWD | NEWPORT CHERRY | GOLDEN SUNSET

WE HAVE A SEAT WAITING FOR YOU.

Here is where you'll really notice the quieter ride of the Vacationer XL. The cockpit welcomes you aboard with soft touch vinyl recliner seats — the pilot seat features six-way power positioning which can be added to the co-pilot seat as well. Whichever seat you're in, you'll love Panaview™, our exclusive 1-piece windshield. Add the standard run savings package, and you get a 3-camera rear vision system with audio and adjustable center camera for added safety. The package also includes a home theater surround

sound system and an eclipse automatic poly-weave patio awning.

When you're not on the road, enjoy the large 24-inch stereo TV overhead. It features a DVD and video control box that allows you to play video on the cockpit TV as well as the 20-inch television you'll find in the bedroom.

And finally, the Vacationer XL allows you to bring along all of life's little necessities. It features one-piece polyethylene pass-through storage bays under slide-outs.

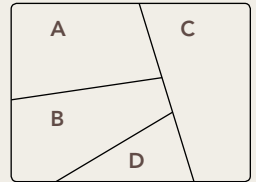


VACATIONER® XL

A BEAUTIFUL REFLECTION OF YOU.

Holiday Rambler makes it easy to take your style on the road. We offer a variety of decors — each as lovely as the next with rich fabrics, lustrous woods, eye-catching accents and stunning exterior graphics. So the problem isn't finding a look you like, it's narrowing it down to just one.

- A. BEDSPREAD
- B. SOFA
- C. ACCENT
- D. CARPET



MOCHA SPICE



SMOKE SIGNAL



GOLDEN SUNSET



VACATIONER XL HARDWARE

Great design can be found in the details, like our stylish cabinet hardware with a satin nickel finish.



Manufactured in, not added on. For added protection against stains, soil repellent is applied to virtually all upholstery fabric during the finishing process for superior coverage.*

*Brand and application of upholstery fabric protection may vary depending on date recreational vehicle was manufactured.



NEW VINTAGE OAK



CHAMPAGNE SELECT



NEWPORT CHERRY



HOLIDAYRAMBLER.COM

Log on to our website anytime, night or day. It's your link to everything Holiday Rambler, including product news and updates, club events, dealer and service center info and much more. Take it for a test drive today.





VACATIONER[®] XL



The Vacationer XL features Holiday Rambler's exclusive Alumaframe[®] Superstructure. Our revolutionary system of aluminum C-Channel crossmembers runs the entire length of the unit, with double-welded intersections for added strength. This rigid design is both lighter and sturdier than tubular aluminum frames — and much more reliable than butt-welded or screwed joint designs. From dirt roads to potholes, you can count on Alumaframe[®] to handle the relentless stresses of the road and provide superior structural integrity for many years to come.



Alumaframe[®]



Aluminum
(Butt-Welded)



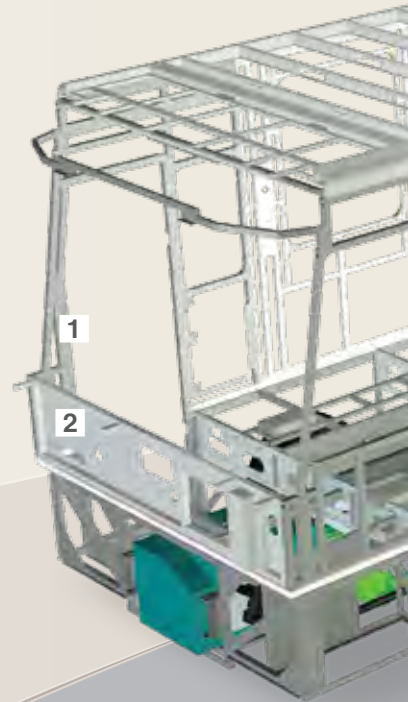
Alumaframe[®]
(C-Channel)

ROADMASTER RSR RAIL CHASSIS

With the Vacationer XL, you enjoy the added reassurance of knowing you're riding on a Roadmaster RSR Rail chassis. All Roadmaster chassis are custom designed and built to the exact specifications of each floorplan for best-in-class performance, safety and comfort. The smooth-handling RSR chassis is teamed here with a Cummins[®] 300 HP rear diesel engine for a powerful diesel pusher package that'll take you anywhere you want to go in style.

Our exclusive SmartStructure II truss system is engineered as part of the chassis and provides superior strength, rigidity and balance. To prevent corrosion, the structure is pre-primed and coated with rust-inhibiting paint.

- 1 A steel cage cockpit gives the Roadmaster chassis incomparable strength and safety in the front of the coach.
- 2 Every Roadmaster chassis features a steel firewall for added protection in the cockpit.
- 3 The heavy-duty steel undercarriage provides unsurpassed safety, strength and durability.

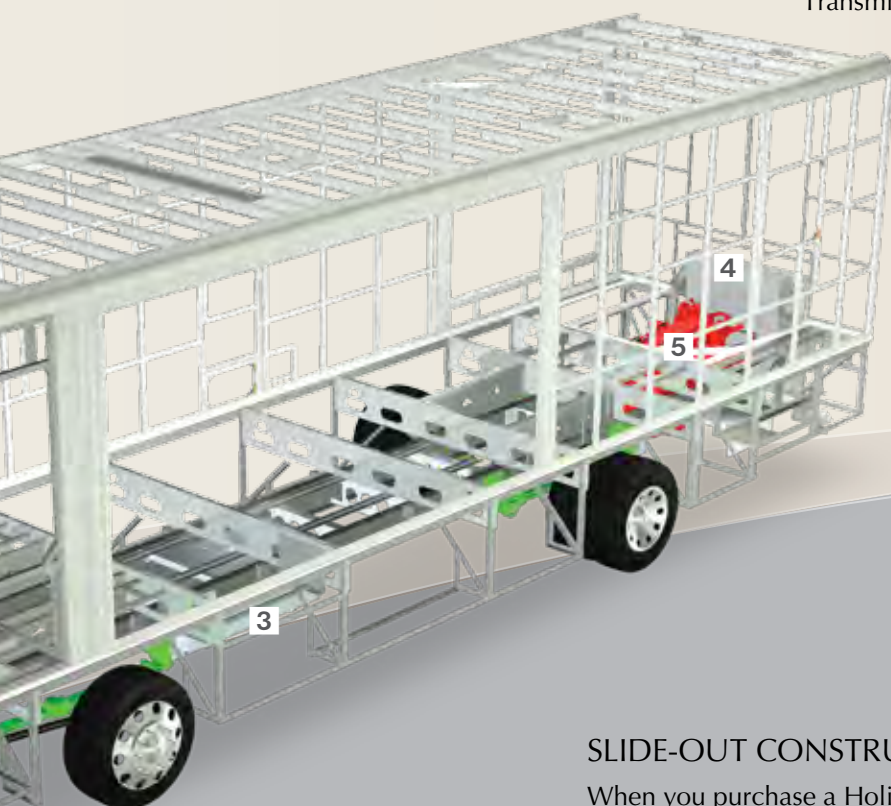


9-LAYER ROOF (top to bottom)

- One-piece peaked fiberglass roof
- Luaun backing
- Thick, tapered bead foam insulation
- Aluminum double I-beam superstructure filled with fiberglass insulation
- Vapor barrier
- Structure foam: thermal insulative barrier
- 1/2" bead foam insulation
- Foam padding for extra insulation
- Padded vinyl ceiling

4 The intercooler is stacked on top of the radiator, with an aluminum core instead of steel components sandwiched together, for the best cooling package in the industry.

5 The rugged Cummins® ISB-AD 300 HP low torque engine is mounted in the rear of the coach for a quieter ride. With 600 lbs./ft. torque, it gives you maximum power when you need it most. The Allison® 1000 MH 5-Speed World Transmission comes with a push-button shift pad for added convenience.




SLIDE-OUT CONSTRUCTION

When you purchase a Holiday Rambler, you can be sure the slide-out boxes are some of the strongest and most reliable you'll find anywhere. They feature our exclusive multi-layer construction to give you maximum insulation and to reduce the chance of warping, twisting or shifting.


5-LAYER EXTERIOR WALL (left to right)

- Smooth gel coat fiberglass is standard
- Interlocking C-Channel filled with 1-1/2" fiberglass insulation bonded in place so it doesn't sag or leave spaces uninsulated
- Vapor barrier
- Bead foam adds comfort, saves energy and provides a thermal insulative barrier
- Interior paneling



4-LAYER FLOOR (top to bottom)

- Structurwood™
- Blue foam insulation
- 1-1/2" aluminum tube
- Three-ply poly underbelly





BODY CONSTRUCTION: FEATURES

- Alumaframe® Superstructure
- Steel Cage Cockpit Construction
- Peaked One-Piece Fiberglass Roof with Fiberglass Insulation
- Smooth Gel Coat Fiberglass Exterior Walls
- Front and Rear Molded Fiberglass Caps
- Rear Cap with Integrated Camera
- One-Piece Generator Access Door
- Rear Engine Doors
- Fiberglass Engine Cover
- Panaview™ 1-Piece Front Windshield
- 84" Interior Height
- Aluminum Framed Floor on Steel Trusses
- Laminated Structurwood™ Flooring
- Interior Paneling with 3/4" Insulation
- Foam Insulated Floor Framing with Underbelly
- Power Heated Remote Exterior Front-Mounted Mirrors
- Fog Lights
- Low-Profile Sealed LED Marker Lights
- Pass-Through Storage Bays under Slide-Outs
- One-Piece Polyethylene Storage Compartment
- Deluxe Full-Body Paint with Vinyl Graphics
- Rear Ladder
- Carpeted Electric Flush-Floor Stepwell Cover
- Undercoating

OPTIONS

- Front Cap Protective Mask
- Exterior Chrome Front-Mounted Mirrors with Heat and Remote
- Standard Run Savings Package: 3-Camera Rear Vision System with Audio and Adjustable Center Camera, Home Theater Surround Sound System with Sub-Woofer, Eclipse Automatic Poly-Weave Patio Awning

- XL Package (Required Option): Metal Top-Hinged Baggage Doors IPO Sidewall Skirt Baggage Doors; Cummins® ISB-AD 325 Engine with Allison® 1000 MH 6-Speed World Transmission; Redesigned Wood Framed Front and Side Wing Cockpit Overhead Cabinets; Kitchen Smoked Mirrors behind Stove Area Full Width under Microwave Cabinet; End Wall Mirror Added to 34PDD and 36WBD; Wood Slide-Out Fascia with Fabric Inserts on Soffits and New Wood Inserts into Fascia Legs; Solid Surface Color for Kitchen Countertops with Solid Surface Edge Treatment Added to Dinette; Bath Lavatory and Other Laminated Countertops; New Decorative Wallboard; New Style Sofas; Easy Bed IPO Jackknife; Added Two Satin Nickel Swivel Bullet Lights IPO Single Pancake Lights over Bed; His and Hers Light Switches; Window inside Private Bath

CHASSIS/ENGINE/SUSPENSION: FEATURES

- Roadmaster RSR Rail Chassis
- Cummins® ISB-AD 300 HP Engine with Allison® 1,000 MH 5-Speed World Transmission
- Push-Button Shift Pad on 1,000 MH Transmission
- Engine Displacement: 5.9L/359 Cu. In.
- Torque: 600 lbs./ft. Max. Net at 1,600 RPM
- 156 Amp Alternator
- Rear Axle Ratio: 4.78:1
- Radial Tires: 255/70R/22.5
- Stainless Steel Wheel Simulators
- Leaf Spring Suspension
- Four Gas Shock Absorbers
- Performance Suspension Package
- Hydraulic Anti-Lock Braking System
- Exhaust Brake VG Turbo with Engine
- Pre-Wired for Supplemental Braking System
- Fully Automatic Hydraulic Leveling System
- 4,000 Lb. Hitch Receiver with Dual Connector (4-Pin or 7-Pin)

COCKPIT: FEATURES

- Fiberglass Automotive Dash with Oxford Burl Instrumentation Panel
- CD Player/Radio with DVD Player, Sirius-Ready Compatibility, Weather Band, Remote, and Six Speakers
- Power Sunvisors
- Pilot and Co-Pilot Front Overhead with Raised Panel Cabinet Doors
- Front Cab over TVs Secured with Steel Framing
- Rear Vision System with Audio and Adjustable Camera
- Tilt/Telescopic Steering Wheel
- Molded Pilot Side Console with Two-Tier Cup Holder and Control Pad for Transmission Shifter
- Molded Co-Pilot Side Console with Two-Tier Cup Holder
- Soft Touch Vinyl Pilot and Co-Pilot Recliner Seats
- Six-Way Power Pilot Seat

OPTIONS

- Six-Way Power Co-Pilot Seat
- OptimaLeather™ Pilot and Co-Pilot Seats
- Sirius Radio Satellite System with Six Months' Pre-Paid Activation
- GPS Navigation System
- 3-Camera Rear Vision System with Audio and Adjustable Center Camera
- Interior Solar Privacy Sunscreens

HEATING, VENTS AND AIR CONDITIONING: FEATURES

- Dual 13.5M BTU Air Conditioners with Ducted Air and Wall Digital Thermostat
- Electronic Ignition Furnace - 35M BTU
- Electronic Dash AC/Heat Climate Control System
- Above-Floor Ducted Heating System
- Kitchen Powered Attic Fan with Wall Control of Automatic Dome and Fan Power
- Bath Powered Attic Fan with Wall Control of Automatic Dome and Fan Power
- Satin Nickel Finish Metal Air Return Grill for Furnace

OPTIONS

- Dual 13.5M BTU Air Conditioner with Heat Pumps
- 12V Heater in Wet Bay

APPLIANCES AND ACCESSORIES: FEATURES

- Large Double-Door Refrigerator with Ice Maker 8 Cu. Ft.
- High-Output Three-Burner Cooktop
- Removable Solid Surface Range Covers
- Convection Microwave with Touch Control and Under-Mounted Range Hood
- 24" Stereo Color TV with Remote Control in Cockpit Overhead
- 20" Color TV with Remote Control in Bedroom
- TV Antenna
- DVD and Video Control Box with Booster and RF Modulator; Control Boxes Allow DVD Player to Play Video in Bedroom TV
- Wiring for DVD Player Hook-Up to Both TV Locations
- Exterior Hook-Ups for DSS Dish and Cable
- Interior Cable TV Hook-Up and Telephone Jacks
- Digital Satellite System Prep
- Exterior Gas Line Hook-Up Prep for LP Accessories

OPTIONS

- Large Double-Door Refrigerator with Ice Maker 10 Cu. Ft.
- Large Four-Door Refrigerator with Ice Maker (N/A with Pantry)
- High-Output Three-Burner Range with Oven
- Central Vacuum System
- Home Theater Surround Sound System with Sub-Woofer, Added to In-Dash Stereo with DVD Player

INTERIOR: FEATURES

- New Vintage Oak Cabinetry
- Raised Panel Cathedral Upper Cabinet Doors with Flat Panel Doors on All Lower Cabinet and Bedroom Wardrobe Doors
- Black ABS Refrigerator Insert
- Heavy-Duty Ball Bearing Drawer Guides
- Wood Cabinet Drawer Boxes
- Satin Nickel Cabinetry Hardware and Bath Accessories
- Solid Surface Radius Profile Kitchen Countertop with Under-Mounted Stainless Steel Sink with Two Sink Covers
- Pullout Countertop Extension with Two Drawers Built In (N/A: 34PWD)
- Bath Lavatory Countertop Laminated with ABS Decorative Backsplash and Laminated Perm-Edge
- Dinette Countertops Laminated with Wood Edge
- All Other Countertops Hardwood, Except Kitchen, Dinette and Bath Lavatory
- Kitchen Pantry next to Refrigerator with Full-Height Roll-Out Storage Cabinet (N/A with Four-Door Refrigerator Option)
- Smoked Mirrors behind Stove Area
- Kitchen Countertop Extension (34PWD)
- Linoleum Flooring in Kitchen, Bath and Entryway
- Textured Style Nylon Carpeting with Pad in Living Area and Bedroom
- Soft Touch Padded Vinyl Ceiling
- Wood Slide-Out Fascia with Fabric Inserts
- Living Area: Beveled Edge Mirror with Beveled V-Grooves, Wainscoting and Chair Rail Accent under Mirror (N/A: 34PWD)
- Side Wardrobe Closet with Deluxe Mirrored Door Frames Satin Nickel Finish (34PDD)
- Bedspread with Two Decorative Pillows
- Decorative Fabric Headboard
- Blackout Day/Night Pleated Shades in Living Area and Bedroom
- Soil Repellent on Fabric, Teflon® Fabric Protection

OPTIONS

- Decors: Golden Sunset, Mocha Spice, Smoke Signal
- Wood Choices: Newport Cherry, Champagne Select

FURNITURE: FEATURES

- Queen Bed with Nightstand(s)
- Party Table behind Co-Pilot Seat (34PDD)
- Arched Back Wood Booth Dinette with Legless Dream Dinette Countertop
- Roadside Fabric Easy Bed Sofa with Two Pillows
- Curbside Fabric Easy Bed Sofa with Two Pillows (36WBD)
- Fabric Swivel Glider Barrel Chair (34PDD)

OPTIONS

- Roadside Fabric Hide-A-Bed Sofa with Air Mattress and Two Pillows (N/A with Booth Dinette 34PWD)
- OptimaLeather™ Euro-Recliner Chair with Ottoman IPO Fabric Swivel Glider Barrel Chair (34PDD)
- Two OptimaLeather™ Euro-Recliner Chairs with Ottoman and Center Table IPO Booth Dinette (34PWD)
- Curbside: One OptimaLeather™ Euro-Recliner Chair with Ottoman with Wall-Mounted Table IPO Jackknife Sofa (36WBD)
- Freestanding Dinette with Two Freestanding Chairs and Two Folding Chairs

ELECTRICAL SYSTEMS AND LIGHTS: FEATURES

- 50 Amp 120V Distribution Panel and Cord
- 55 Amp Electronic 12V Power Converter
- Onan® 5.5 kW Diesel Generator
- Two 6V House Batteries
- Two 12V Heavy-Duty Chassis Batteries
- Battery Disconnect Switch at Front Door
- 12V and 110V Outlet in Cockpit Area
- Exterior Power Entry Step with Light
- Water Pump Switch in Service Bay Area and Convenience Center
- Lights in Outside Storage Compartments
- 110V Receptacles in Outside Storage Compartment
- Directional Map Lights Pilot and Co-Pilot Seats
- Hallway Convenience Center
- Satin Nickel Decorative Lighting Throughout

- 12V Incandescent Lights with His and Hers Switches above Bed
- Wardrobe Closet Lights

OPTIONS

- 600 Watt Inverter

SAFETY: FEATURES

- Fire Extinguisher
- Deadbolt Lock on Entrance Door
- 120V GFI Protected Circuit, Kitchen, Bath and Exterior
- LP Gas Detector
- Smoke Detector
- Carbon Monoxide Detector
- Pilot and Co-Pilot Three-Point Seatbelts
- Third Brake Safety Light
- Egress Windows



PLUMBING AND LP SYSTEMS: FEATURES

- Kitchen Composite Under-Mounted Sink with Single Lever Satin Nickel Faucet with Pullout Sprayer
- Separate Satin Nickel Finish Faucet for Filtered Water
- Bath Lavatory Faucet Single Handle Satin Finish
- Demand Water System and Water Pump
- 10 Gallon LP Gas/Electric Water Heater with Electronic Ignition, DSI
- Winterization Valving System
- Water Heater Bypass Valve
- No-Fuss Flush Holding Tank Rinsing System
- Insulated Systems Compartment with Easy Access to Hook-Up
- Pressurized Water Fill
- Contained Storage Area for Sewer Hose
- One-Piece Fiberglass Shower
- Shower Diverter, Hose and Head with Shut-Off, Satin Finish, with Satin Slide Bar for Shower Head with Metal Soap Dish

- Satin Nickel Shower Door Frame with Obscure Glass; Increased Height (Neo-Angled) (34PDD)
- Rounded Satin Nickel Shower Door Frame with Decorative Glass (N/A: 34PDD)

OPTIONS

- Bathtub IPO Shower (Rounded Shower Stalls Will Be Neo-Angled with Tub Option)

WINDOWS, DOORS AND AWNINGS: FEATURES

- Radius Flush-Mounted Dual Pane Safety Glass Dark Tinted Slider Windows
- Rear Window Bedroom (34PDD)
- Bathroom Window
- Front Entry Door with Clear Glass, Removable Screen, and Anti-Skid Steps
- Poly-Weave Patio Awning with Metal Cover
- Topper Slide-Out Awnings Living Area and Bedroom
- Tinted Skylight in Bathroom with Protecta Glaze

OPTIONS

- Eclipse Automatic Poly-Weave Patio Awning
- Poly-Weave Vinyl Front Door Awning
- Window Awnings Living Area Slide-Out House Windows (N/A: 34PWD)

Weights (Lbs.)*	34PWD	34PDD	36WBD
Gross Vehicle Weight Rating	22,000	22,000	22,000
Gross Combined Weight Rating	26,000	26,000	26,000
Gross Axle Weight Rating (Front)	8,500	8,500	8,500
Gross Axle Weight Rating (Rear)	14,500	14,500	14,500
Measurements			
Wheelbase	192"	192"	216"
Overall Length	34' 10"	34' 10"	36' 10"
Overall Height (Including A/C)	12' 5"	12' 5"	12' 5"
Interior Height (Increased)	84"	84"	84"
Interior Width	94.5"	94.5"	94.5"
Exterior Width	100.5"	100.5"	100.5"
Tank Capacity (Gal.)**			
Water Heater	10	10	10
Gray Tank	60	60	60
Black Tank	39	39	39
Fresh Tank	75	75	75
LP Tank***	16	16	16
Fuel Tank	75	75	75

The actual overall length of the recreational vehicle may differ from that indicated in the brochure due to variances in the manufacturing process and/or installed components. The actual length may be greater or less than that indicated. Due to the large variety of options and floorplan arrangements available to our customers, actual weights for each unit can differ significantly. Holiday Rambler provides a weight sticker on each unit we produce which includes that unit's tank capacities and approximate weight. Consult your local Holiday Rambler dealer for unit availability and further information. The information printed in this brochure reflects product design, fabrication, and component parts at the date of printing. The manufacturer reserves the right, at any time, to make changes in product design or material or component specifications as its sole option, without notice. This includes the substitution of components of a different brand or trade name which will result in comparable performance. All information printed in this brochure is subject to change after the date of printing. Some features shown or mentioned in this brochure are optional and may only be available in selected floorplans. Photographs may show props or decorations that are not standard equipment on Holiday Rambler models. Holiday Rambler, the Holiday Rambler logo and its design, are registered trademarks. All other products and company names are trademarks and/or registered trademarks of their respective holders. While the color of the motorhome's exterior and the interior fabrics depicted in this sales brochure are fair and reasonable depictions, the colors depicted may not be an exact match of the actual colors because of the variances in photo-processing and variances caused by inserting the photographs within the sales brochure. Due to product improvements, changes during the model year and/or transcription errors that may occur, information represented within this brochure may not be accurate at the time of your purchase. If certain information is significant to your purchasing decision, please confirm the information with your dealer prior to submitting your order. Component part and appliance manufacturers issue limited warranties covering those portions of the recreational vehicle not covered by the Limited Warranties issued by Monaco Coach Corporation. To learn which specific component parts and appliances are excluded from the Limited Warranties issued by Monaco Coach Corporation, please contact your selling dealership or Monaco Coach Corporation directly, or review the warranty packet inside the recreational vehicle.

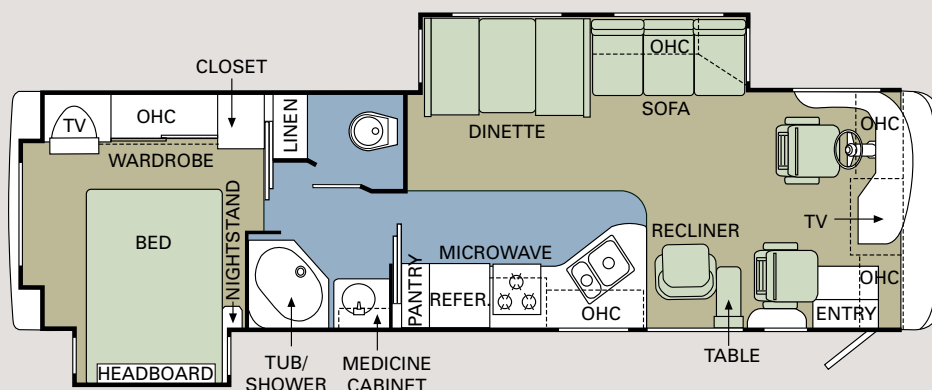
* Towing capacity is limited by GCWR; your vehicle's towing capacity is the difference between the GCWR and the actual vehicle weight, including all water, fuel, passengers and cargo. Your towed vehicle should be equipped with auxiliary brakes if the weight of the towed vehicle exceeds 1,000 lbs. Consult your Owner's Manual for further towing information.

** All tank capacities are estimated based upon calculations provided by the tank manufacturers and represent approximate capacities. The actual "usable capacity" may be greater or less than the estimated capacities based upon fabrication and installation of the tanks.

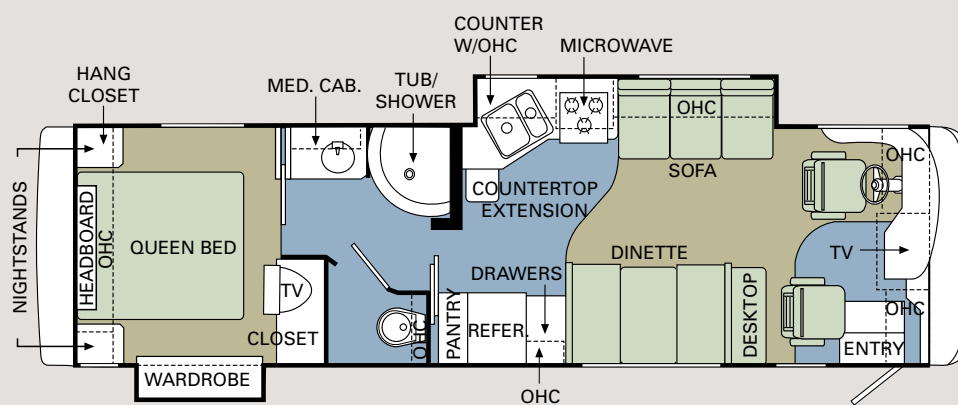
*** Actual filled LP capacity is 80% of listing due to safety shut-off required on tank.

2007 FLOORPLANS

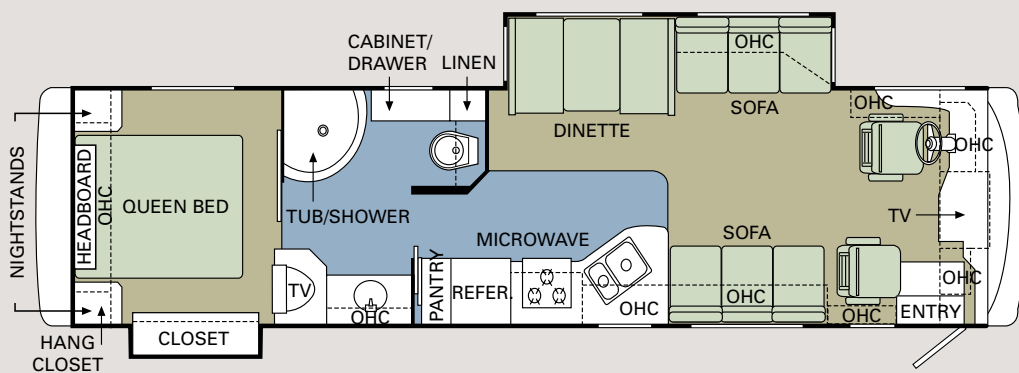
CARPET | TILE



34PDD



34PWD



36WBD



2007 VACATIONER[®] XL



THE POWER BEHIND THE NAME.

At Holiday Rambler, every one of our RVs shares something special – something that's hard to describe, but easy to recognize. It's that unique touch that makes Holiday Rambler stand apart. It's our complete dedication to quality at every level – from the designers who create unique looks to the craftsmen who apply the finishing touches. It's our unbeatable service, which gives you 24-hour availability, 365 days a year. It's a commitment to safety and a tradition of innovation. And finally, it's the best people in the business. The Holiday Rambler difference. It's in every RV we make – including yours.



HOLIDAY RAMBLER[®]

This is Living[®]

DEALER:

606 Nelson's Parkway Wakarusa, IN 46573
www.holidayrambler.com (800) 245-4778



ASSISTANCE

SALES • TECH • ROADSIDE



WE'RE HERE.

ANYTIME, EVERY TIME.

- Reach us anytime – literally – via our live customer support line.
- Drive in to one of our 350 Service Centers.
- Enjoy the first year free when you enroll in our Owner Advantage Roadside Assistance Program.
- See where it all begins with a tour of one of our facilities in Indiana or Oregon.
Call 1-800-650-7337 or 1-800-634-0855 to find out more.

WARRANTIES

12 MONTH/24,000 MILE
basic limited warranty

5 YEAR/50,000 MILE limited
warranty on aluminum or steel
frame structure of sidewall,
roof, front and rear cap

3 YEAR/36,000 MILE limited
warranty on Roadmaster chassis

Applies to certain models. See owner's
manual for complete details.



MONACO COACH CORPORATION

Monaco is traded on the New York Stock Exchange under the listing MNC.
© 2006, Monaco Coach Corporation 12/06 NPN:BROHVACD Litho in USA.

