




# Microlite Travel Trailers



***As individual as you.***





# Gives new meaning to “express yourself”

**Mix and match**

Personalize your T@B with your choice of body colors, trim colors and decal packages. Mix and match - the possibilities are endless!

## New Decal Packages

- Your Choice of Alufiber Body Color
- Your Choice of Trim Color



Aqua T@B with Jolt Grey Trim



*Tie-Dye T@B*

Recommended Trim: Orange Krush, Mellow Yellow, Cherry Red



*Techno T@B*

Recommended Trim: Lime Green



*Fireball T@B*

Recommended Trim: Cherry Red, Jolt Grey



*Sail T@B*

Recommended Trim: Mellow Yellow, Orange Krush, Jolt Grey



Red T@B with White Trim



*Wave T@B*

Recommended Trim: Jolt Grey, White

## Exterior Alufiber® Body Colors

\*See back page for more information on Alufiber®



**NEW!**

Aqua



**NEW!**

Red



**NEW!**

Yellow



White  
(Standard)



Silver

## Exterior Trim Colors




**NEW!**

White



**NEW!**

Lime Green



Jolt Grey



Cherry Red



Mellow  
Yellow



Orange  
Krush

# Standard & Optional Features

Standard Exterior Features	T1	TQ	TL	TCS*
White <i>Alufiber</i> ® exterior skin color	STD	STD	STD	STD
Your choice of exterior trim colors	STD	STD	STD	STD*
Fully laminated body with foam block insulation	STD	STD	STD	STD
15" low profile tires on steel rim	STD	STD	STD	STD
Galvanized microlite frame	STD	STD	STD	STD
Rubber torsion, independent suspension axles	STD	STD	STD	STD
Tongue jack with dolly wheel	STD	STD	STD	STD
7-way plug/5,000# safety chains	STD	STD	STD	STD
Two sets stabilizer jacks	STD	STD	STD	STD
Four grab handles	STD	STD	STD	2-STD*
Custom taillights	STD	STD	STD	STD
Spare tire	STD	STD	STD	STD
Exterior patio light	STD	STD	STD	STD
Exterior 110V receptacle	STD	STD	STD	STD
20 Pound LP bottle	STD	STD	STD	STD
ABS bottle cover	STD	STD	STD	NA
Surge trailer brakes	STD	STD	STD	STD
Standard Interior Features	T1	TQ	TL	TCS*
Interior colors available – Aztec Gold, Bamboo, Block Party, Firefly Red, Moondust or Outburst	STD	STD	STD	STD
Hardwood framed cabinet doors	STD	STD	STD	STD
<i>Poly Plastic</i> , duo-pane windows with roll-away screens/shades	STD	STD	STD	STD
Roof vent	STD	STD	STD	STD
Premium vinyl flooring	STD	STD	STD	STD
"Easy-up" indoor/outdoor table	STD	STD	STD	STD
12V water pump (N/A with CSA)	STD	STD	STD	STD
12V light fixtures	STD	STD	STD	STD
<i>SMEV</i> Sink & stove top	STD	STD	STD	STD
Storage cabinet (if refrigerator is not ordered)	STD	STD	STD	STD
110V A/C to 12V D/C power converter (25 amp) with battery charger	STD	STD	STD	STD

Optional Features	T1	TQ	TL	TCS*
Your choice of <i>Alufiber</i> ® exterior skin colors:				
Silver, Aqua, Red, Yellow	OPT	OPT	OPT	OPT
Your choice of decal packages on <i>Alufiber</i> ® skin	OPT	OPT	OPT	OPT
<i>Norcold</i> ® three way absorption refrigerator with high elevation kit - 110V A/C, 12V D/C and LP powered	OPT	OPT	OPT	N/A
<i>Norcold</i> ® compressor refrigerator – 12V only (Power converter charges battery when connected to 30 amp power cord)	OPT	OPT	OPT	OPT*
LP furnace	OPT	OPT	OPT	OPT
<i>Cool Cat</i> ® air conditioner with heat pump	OPT	OPT	OPT	OPT
<i>Northern Breeze</i> ® power roof vent	OPT	OPT	OPT	OPT
Port-a-potty (stores in cabinet)	OPT	OPT	OPT	OPT
Aluminum rims with 16" tires	OPT	OPT	OPT	OPT
Awning with storage bag	OPT	OPT	OPT	OPT
AM/FM/CD stereo with two speakers	OPT	OPT	OPT	OPT
Screen room with storage bag	OPT	OPT	OPT	N/A
Bike rack	OPT	OPT	OPT	N/A
Storage cover	OPT	OPT	OPT	OPT
Front window - (available with 12V refrigerator option only - N/A with three way refrigerator option)	N/A	OPT	OPT	STD
Space saver TV/DVD combo	OPT	OPT	OPT	OPT
Screen door	OPT	OPT	OPT	OPT

\*See page 3 for more information on the Clam Shell

## Alufiber® Construction



*Alufiber*® combines aluminum with fiberglass to create the most durable finish available in the industry. *Alufiber*® has a high-gloss automotive finish and is easier to clean than traditional fiberglass and aluminum finishes. Plus, it contains a UV resistor to reduce yellowing and fading.

## Fabric Choices



Aztec Gold



Bamboo



Block Party



Firefly Red



Moondust



## Fabric Choices Outburst

[www.tab-rv.com](http://www.tab-rv.com)

Dutchmen Manufacturing, Inc.  
A division of Thor Industries  
2164 Caragana Court ■ Goshen, IN 46526  
Sales: 574.534.1224 ■ Fax: 574.975.0593

**Your local dealer**

Product information, specifications, and photography in this brochure were as accurate as possible at time of printing. Photographs may contain some features that are optional on your vehicle. Since we continually strive to improve our products, actual products may differ. Prices and specifications are subject to change without notice. All capacities are approximate and dimensions are nominal. Some features shown are optional and may be different or unavailable in Canada. Vehicles are designed for recreational use only and are not intended for use as a primary residence.

rev1T9/07  
©2007Thor Industries, Inc.



# The RV with Personality



## T@B

One look at T@B and you will understand why so many people have fallen in love again with RVing. The retro teardrop design of yesterday meets today's technology.

T@B is designed to be lightweight, easy to tow and even easier to set up and use. The base weight of T@B is less than 1650 pounds and can be towed by most family cars, SUVs and light trucks.

T@B's 5' 9" interior height allows most people to stand up. Plus, T@B features a fully functional kitchen with a range and sink. It's also available with a refrigerator, LP furnace and an air conditioner with a heat pump.

T@B's interior storage space is amazing. Every floorplan has been designed to maximize storage and provide a comfortable kitchen, living area and sleeping space.

But, it's not just T@B's unique shape and terrific interiors that people love; it's also the technology that makes it one of the best values in the industry.

T@B features an ultra-lite body design and an ultra-lite weight chassis. The body is fully laminated with *Alufiber®*, the industry's newest material. Its high-gloss finish is designed for years of durable use. Plus, T@B includes double-pane, shatter-resistant windows, a parking brake and integrated surge brake coupler.

So, are you ready to express yourself with T@B?

Just personalize your T@B by picking your favorite floorplan, body color, trim color and decal package.

Fun and adventure has never been so simple.

Express Yourself

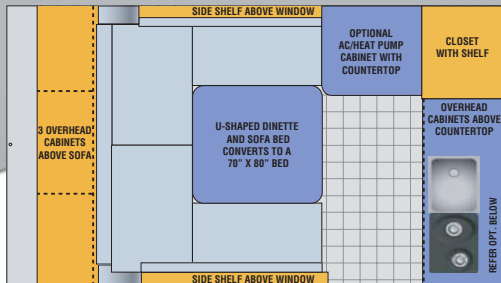


Classic Silver *Alufiber* with Mellow Yellow Trim

\*T@B on cover shown with optional Sail decal package.

# T@B Has the Floorplan That's Right For You

**T1**



**"U-Shaped" - The Original**

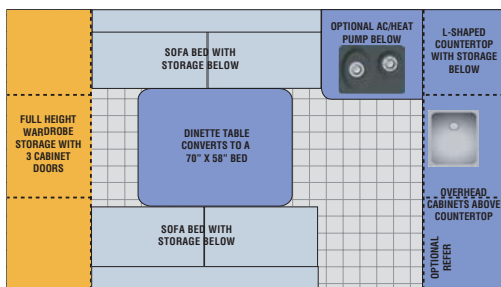


**T1 Front**

**T1 Back**



**TL**



**"L-Shaped" - Large galley & lots of storage**



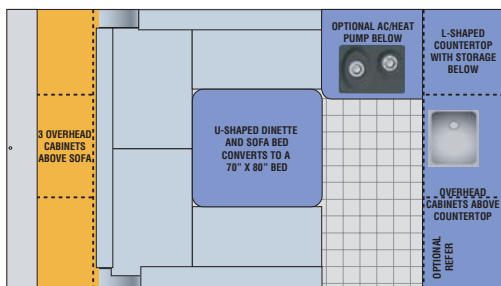
**TL Front**

\*Shown with optional front window

**TL Back**



**TQ**



**"Queen Bed" - Large galley**



**TQ Front**

\*Shown with optional front window

**TQ Back**



## Weights & Dimensions

All floorplans weigh less than 1650 lbs!

	T1 U-Shaped Floorplan	TL L-Shaped Floorplan	TQ Queen Bed Floorplan	TCS Clam Shell Floorplan
Unloaded Vehicle Weight	1585	1615	1615	1520
GVWR	1939	1939	1939	1939
Net Cargo Capacity	354	324	324	419
Hitch Weight	110	145	145	154
Exterior Length	15' 6"	15' 6"	15' 6"	15' 6"
Exterior Width	6' 7"	6' 7"	6' 7"	6' 7"
Exterior Height	7' 9"	7' 9"	7' 9"	7' 9"
Interior Length	10' 3"	10' 3"	10' 3"	10' 3"
Interior Height	5' 9"	5' 9"	5' 9"	5' 9"
Fresh Water Capacity (gal)	5	5	5	5
LP Capacity (lbs)	20	20	20	20



- Two Year Structural and Appliance Warranty
- One Year Bumper to Hitch Warranty

\*See owner's manual for complete warranty details

Vehicle loading - Every effort has been made to provide the greatest number of options for the recreational vehicle owner. Along with these choices comes the responsibility to manage the loads that are imposed by the choices that they remain within the manufacturer's specified chassis weight limits. Do not overload the recreational vehicle.

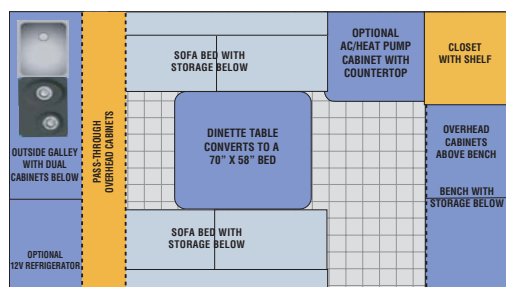
Dry weights based on standard features - Some optional equipment not included. Net carrying capacity (NCC) is determined by subtracting unloaded vehicle weight (UVW) from gross vehicle weight rating (GVWR) and includes fluids, options and cargo. Liquid capacities and weights are approximations only.

This information is intended as a guide only. Weights of individual vehicles may vary. Consult your owner's manual for complete loading, weighting and towing instructions.



# For You!

## TCS



### "Clam Shell"

The T@B Clam Shell model has a slightly different body than other T@B floorplans. As a result, a few options and standard features are different than the other models. Below is a list of product differences:

1. The colored body trim on TCS is only available around the windows and wheel wells.
2. TCS includes two grab handles on the front of the unit only.
3. A 12 Volt refrigerator is available as an option on the TCS. The three way 12V/110V/LP refrigerator is not available on TCS. An extra storage cabinet will be placed in the rear kitchen of TCS if the 12V refrigerator option is not chosen.
4. A LP bottle cover is not available on the Clam Shell.



TCS Front



TCS Back



## Optional Features



Add a Room Tent  
(NA TCS)



Bike Rack  
(NA T16-CS)



Aluminum Rims



Patio Awning



Storage Cover



Port-a-Potty



12 Volt Refrigerator  
Compressor-style refrigerator cools quickly and uses very little battery power



Air Conditioner with Heat Pump



TV/DVD Combo



Northern Breeze Roof Vent



3-Way Refrigerator  
Absorption-style refrigerator runs on LP, 12 Volt or 110V AC (NA TCS)



LP Furnace



AM/FM/CD Stereo



Screen Door