



DISCOVER MORE BY VISITING CROSSROADS RV'S WEBSITE

IF YOU'RE SHOPPING FOR THE BEST VALUE IN TRAVEL TRAILER AND FIFTH WHEEL PRODUCTS, CROSSROADS HAS SOMETHING FOR YOU! VISIT OUR INFORMATIVE, EASY-TO-USE WEBSITE AND SEE AND COMPARE ALL MODELS. THERE ARE VIRTUAL TOURS OF POPULAR FLOOR PLANS, MORE PHOTOS, FEATURES AND INFORMATION TO FIND YOUR CLOSEST DEALER. THANKS FOR CONSIDERING CROSSROADS RV!

OUR FAMILY >>>



**LUXURY FIFTH
WHEELS**

ELEVATION

**LUXURY LIGHT
WEIGHT TOY
HAULER**

CRUISER

**INDUSTRIAL
STRENGTH
FIFTH WHEELS**

**CRUISER
AIRE**

**LIGHT WEIGHT
TRAVEL TRAILERS
AND FIFTH
WHEELS**

**SUNSET
TRAIL**

**LIGHT WEIGHT
RESERVE &
SUPER LITE**

ZINGER

**TRAVELTRAILERS
WITH USER
FRIENDLY
FEATURES**

REZERVE

**FAMILY FUN
LOADED WITH
VALUE**

Z-1

**AMAZING
FEATURES IN A
LIGHT WEIGHT
PACKAGE**



MADE IN THE USA

PROUD TO BE MADE IN THE UNITED STATES OF AMERICA! ALL CROSSROADS PRODUCTS, INCLUDING RUSHMORE MODELS, ARE HAND-CRAFTED BY A SEASONED MIDWEST WORKFORCE DEDICATED TO QUALITY AND INTEGRITY. THE BEST ONLY GETS BETTER WHEN YOU CONSIDER THE METICULOUS ATTENTION TO DETAIL, QUALITY OF COMPONENTS AND VALUE AN AMERICAN MADE PRODUCT BRINGS. YOU CAN CHECK OUT OUR FULL LINE OF PRODUCTS BY VISITING CROSSROADSRV.COM TODAY.

MORE >>>

Go see more details on construction, features & benefits at: crossroadsrv.com

CrossRoads®
RECREATIONAL VEHICLES

YOUR LOCAL CROSSROADS DEALER:

1140 W. LAKE STREET 🍷 TOPEKA, IN 46571 🍷 PH 260 593-3850 🍷 FX 260 593-2088

RUSHMORE

ADVENTURE NEVER FELT BETTER



CROSSROADS®
RECREATIONAL VEHICLES

RUSHMORE LUXURY

Rushmore is as elegant and prestigious inside as it is out. This modern fifth wheel was developed with you in mind. Equipped with all the features, options and amenities you could wish for in any RV.



Franklin with Midnight decor. Kitchen island with pendant lighting.



Franklin with Midnight decor. Theater seating with roller night shades.



Franklin with Midnight decor. Opposing bedroom slides with large picture window.



Lincoln with buffet table



Lincoln with 39" LG LED TV



Rushmore lets you choose the exact interior to fit your lifestyle, with rich dark maple cabinets and two designer inspired interior decor choices. For maximum entertainment, the large 39" LED TV (standard in all floor plans) is wired to a home theater system. This level of luxury and comfort is sure to inspire you.

BEST CONSTRUCTION

FALCON INTEGRATED TECHNOLOGY (FIT) MAKES EVERYTHING EASIER. ONE SINGLE POINT OF CONTACT MAKES IT EASIER FOR OWNERS TO UNDERSTAND AND EASIER FOR SERVICING DEALERS TO GET ANSWERS AND SOLUTIONS.

FLOOR -R42 TOTAL INSULATION VALUE

- 1. Residential Stain Guard Carpet
- 2. Residential Carpet Pad
- 3. Vinyl Flooring
- 4. 5/8" Tongue & Groove Plywood Floor
- 5. 3" Welded Aluminum Frame, 11" on Center
- 6. 1 Layer Flex Foil -R14 Insulation
- 7. 2 Layers Batten Insulation-R14
- 8. Darco Moisture Barrier
- 9. F.I.T. Frame
- 10. 1 Layer Flex Foil -R14 Insulation
- 11. 1 Piece Corrugated Underbelly

BATH DECK -R21 TOTAL INSULATION VALUE

- 12. 5/8" Tongue & Groove Plywood
- 13. 3" Aluminum Frame
- 14. Flex Foil & R7 Batten Insulation
- 15. Finished and Insulated Pass-Thru Ceiling

ROOF -R28 TOTAL INSULATION VALUE

- 16. Alpha Ply Roofing
- 17. 3/8" Plywood Decking
- 18. 1 Layer Flex Foil-R14 Insulation
- 19. 5" Stamped Steel Roof Trusses
- 20. 2 Layers Batten Insulation -R14
- 21. Interior Ceiling Board
- 22. Main 15,000 BTU A/C Located in Rear
- 23. Optional 2nd 15,000 BTU A/C Located Mid Ship Optional Heat Pumps on One or Both A/Cs

SIDEWALLS -R9 TOTAL INSULATION VALUE

- 24. High Gloss Gel Coat Exterior
- 25. 2" Welded Aluminum Frame
- 26. Sanded Block Foam Insulation -R9
- 27. EGS Steel Backers for Cabinets
- 28. Interior Wall Board
- 29. Frameless Windows, Optional Dual Pane

FRONT CAP -R21 TOTAL INSULATION VALUE

- 30. 2 Layers Batten Insulation -R14
- 31. 1 Vertical Layer of Flex Foil -R7 Insulation
- 32. Aerodynamic Fiberglass Front Cap

REAR CAP -R21 TOTAL INSULATION VALUE

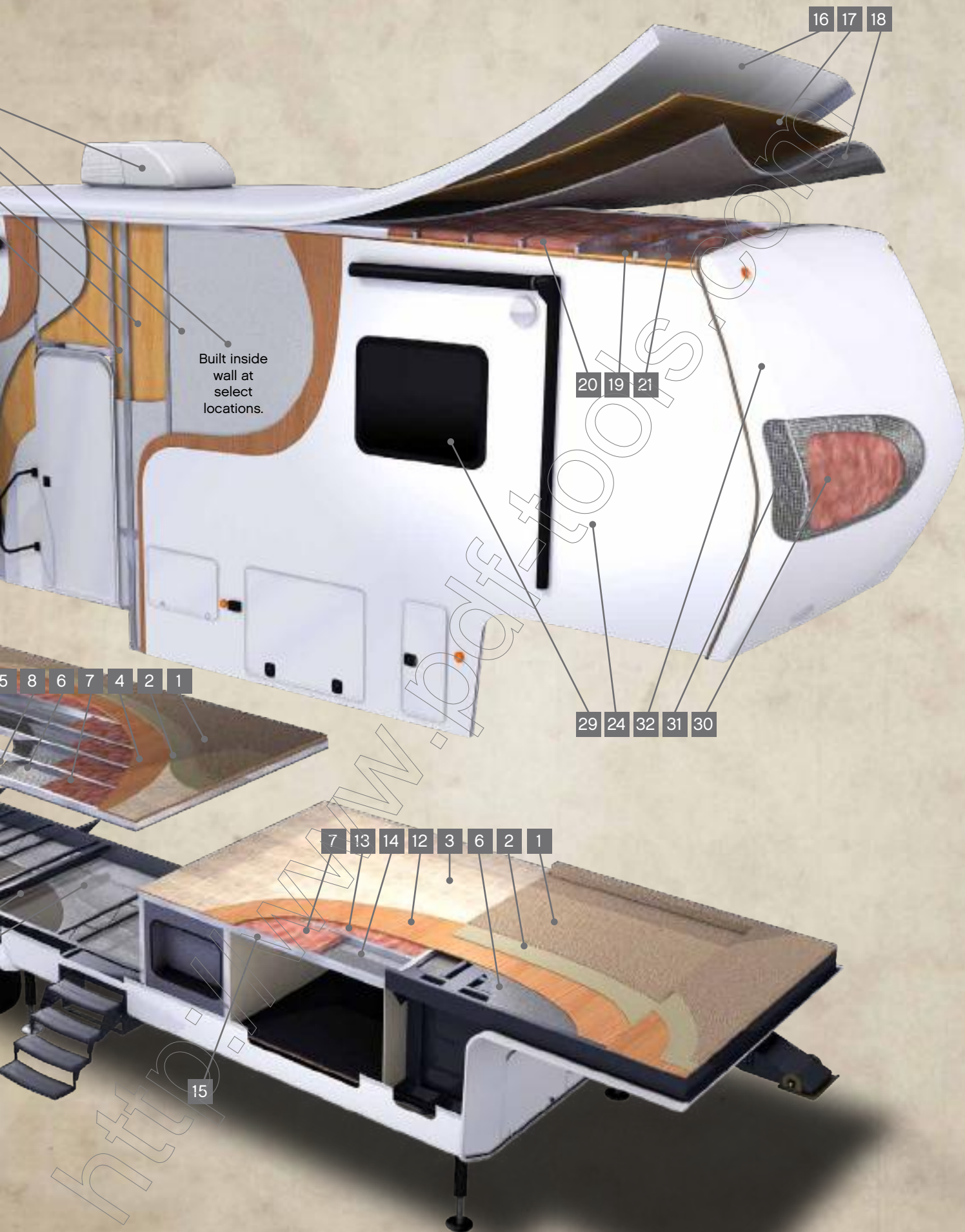
- 33. 2 Layers Batten Insulation -R14
- 34. 1 Vertical Layer of Flex Foil -R7 Insulation

SLIDE-OUT

- 35. Laminated Outside Wall -R9
- 36. Sidewalls - 1 Layer Batten, 1 Layer Flex Foil -R14 Insulation
- 37. Roof - 1 Layer Batten, 1 Layer Flex Foil -R21 Insulation
- 38. 1" Laminated Floor



R-42 FLOOR • R-28 ROOF
R-21 BATH DECK • R-9 SIDEWALL
R-21 FRONT CAP





WE START WITH A FIT FOUNDATION

Falcon Integrated Technology (FIT) makes everything easier. One single point of contact makes it easier for owners to understand and easier for servicing dealers to get answers and solutions. Competitors use a patchwork of suppliers for their coach's foundation (see chart on next page) making troubleshooting, well, troublesome! Simplify your next RV adventure with a custom FIT foundation from CrossRoads RV.



STANDARD PIN BOX DESIGN

FIT foundations come standard with the Trail Air™ Rota-Flex pivoting head pin boxes. Rota-Flex utilizes a rubberized compound which absorbs fore to aft motion, a.k.a. "chucking," between the tow vehicle and Fifth Wheel to give you an overall improved ride.



OPTIONAL AIR RIDE HITCH

Optional Trail Air Tri-glide Pin Box is the first air spring system to both reduce chucking and control vertical push/pull movement. When the coach is in neutral position, the lower jaw always sits at its lowest point. As the hitch encounters road vibrations, the system lifts the coach.



OPTIONAL SIX POINT SYSTEM

No more boards or blocks to get your coach level. Every coach can get a Falcon Level Up System.




FALCON BRAND QUADSTEPS

The Falcon Quad Radius Step is simply a better step. More logically laid out than its competitor's, the Falcon radius step stores easier and is easier to use.

COMPARE THE OTHERS—NO COMPARISON

Product	Rushmore	Competitor A	Competitor B	Competitor C
Frame	Falcon	In House	LCI	LCI
Pin Box	Falcon	Mor-Ryde	Mor-Ryde	LCI
Axles	Falcon	Alko	Dexter	Dexter
Suspension	Falcon	Dexter	Mor-Ryde	Dexter
Auto-Leveling	Falcon	Bigfoot	None	None
Steps	Falcon	Hickory Springs	LCI	Hickory Springs
Slide-Outs	Falcon	RBW	LCI	LCI



FALCON BRAND AXLES

Falcon 7,000 pound capacity axles are built to last and offer many advantages over the competition.

- Self Adjusting Brakes improve stopping time up to 50% and lower maintenance costs.
- Powder-coated axle tubes protect against corrosion.

- Zinc plated mounting hardware prevents against rusting and corrosion improving service jobs.
- Waterproof 3M connectors in all brake wiring prevents corrosion at connection point.
- Integrated spindle/ brake flange provides precise brake mounting and maximizes performance.



FALCON BRAND SUSPENSION

Your suspension should absorb road shock, not transfer it! This is why all FIT foundations are equipped standard with the Falcon-Flex rubberized suspension system. It provides owners a much smoother ride by virtually eliminating vibrations caused by road bumps.



FALCON HYDRAULIC SLIDE-OUT SYSTEMS

The standard for hydraulic slide-out systems, Falcon provides years of worry free operation and makes us distinct amongst the competition.

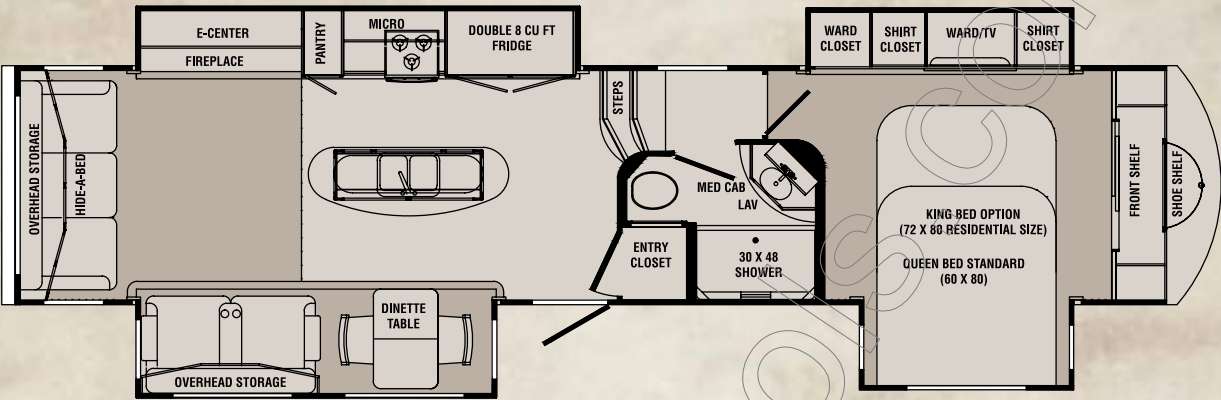
THE FALCON FRAME (ABOVE)

Every Falcon Frame utilizes the very best quality materials available:

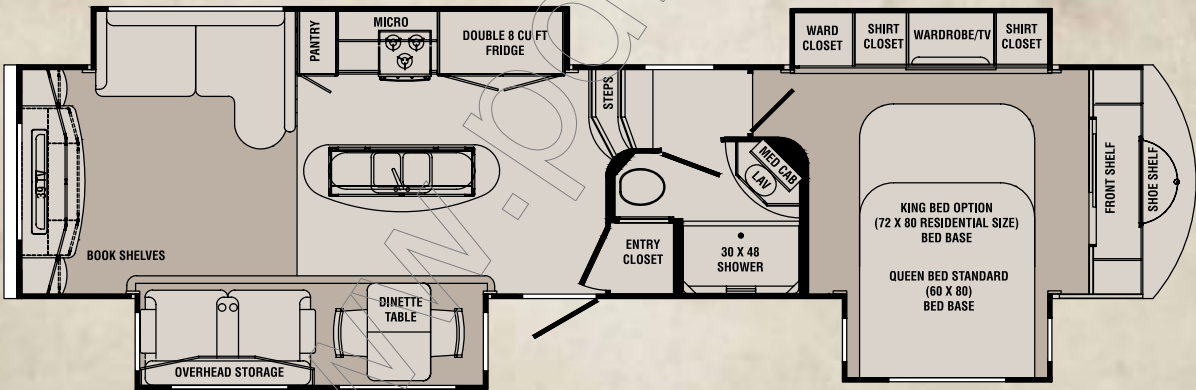
- Powdercoated frame for protection.
- Heavy duty 12" I-Beam main rails.
- Drop section of chassis is 10" I-Beam.

RUSHMORE MODELS

You'll discover simple, yet obvious detailing in the way each Rushmore is thoughtfully designed. Features like LED TV's, solid surface counter tops, spacious rooms and all of the amenities of home. Slide rooms are well thought out for a spacious, luxurious environment. Leave the complexity of life behind!



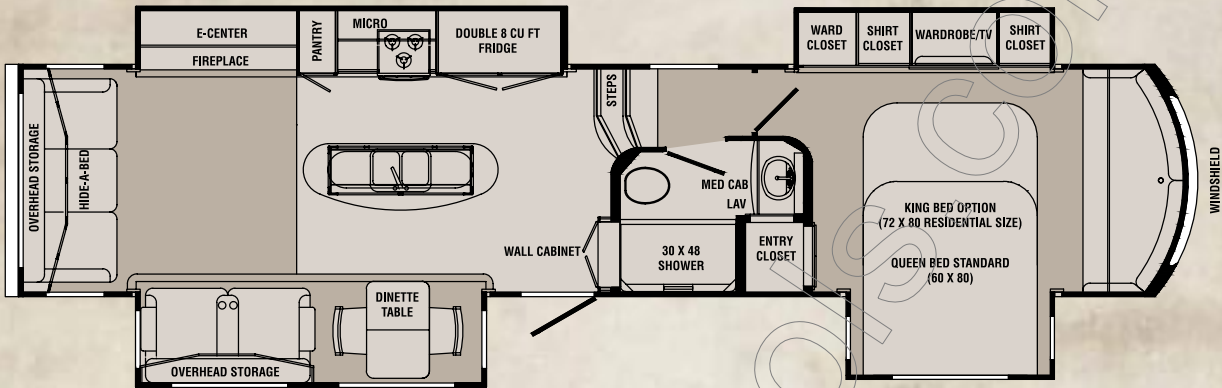
WASHINGTON



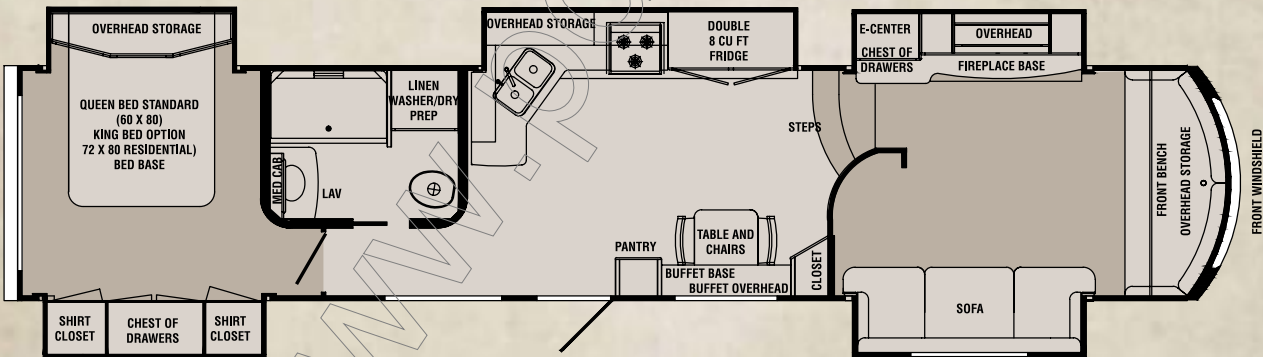
JEFFERSON

RUSHMORE	WASHINGTON	LINCOLN	JEFFERSON	FRANKLIN
SHIPPING WEIGHT	12272	12924	12524	12448
GVWR	15500	15500	15500	15500
CARRYING CAP	3228	2576	2976	3052
HITCH WEIGHT	2693	2548	2586	2758
AXLE WEIGHT	9579	10376	9938	9690
EXT LENGTH	39' 9"	41' 0"	39' 11"	40' 0"
EXT. HEIGHT W/AC	13' 2"	13' 2"	13' 2"	13' 2"
FRESH WATER	104	104	104	104
BLACK WATER	42	42	42	42
GRAY	87	87	87	87
TIRE SIZE	LT235/85R16E	LT235/85R16E	LT235/85R16E	LT235/85R16E

FLOOR PLANS



FRANKLIN



LINCOLN

INTERIOR DECORS

Premium fabrics and materials are used throughout each Rushmore floor plan. You'll notice decorator styling and quality appointments.



Midnight



Tropics



Master bedroom suite features built-in drawers, hanging space and sweater shelves.

STANDARDS &

STANDARDS

CONSTRUCTION

- Champagne Gel Coated Fiberglass Sidewalls
- Double Layered Luan Backing with Staggered Seams
- Flex Foil Insulation in the Floor, Ceiling, Front Cap and Rear Cap
- 3" X 2" Aluminum Floor Joists that are 11" On Center
- 2 Layers of Fiberglass Batt Insulation in the Floor and Ceiling
- Flex Foil Insulation in Underbelly
- Heated & Enclosed Seamless Underbelly
- 5/8" Glued & Screwed Tongue & Groove Plywood Floor Decking
- 5" Stamped Steel Roof Trusses
- 3/8" Plywood Roof Decking
- Champagne Colored Alpha Super Flex II Roofing Material

EXTERIOR

- Beautiful 2-Tone Partial Paint w/ Protective Clear coat
- Molded Aerodynamic Front & Rear Fiberglass Caps
- Hydraulic Front Landing Gear
- Heavy Duty Electric Rear Stabilizing Jacks
- Hydraulic Main Floor Slide Outs
- 50 Amp Service w/ 50 Amp Detachable Power Cord
- Battery Disconnect
- Trail Air® Equa-Flex Suspension
- Angled Docking Station
- Black Tank Flush
- Outside Shower with Hot & Cold Water
- 12 Volt Light
- Winterization Valves
- City Water Hook Up w/ High Pressure Fresh Tank Fill
- Water Heater Bypass
- 2 Marine Quality Outside Speakers

- Rear Ladder
- 16" Radial Goodyear Tires w/ Aluminum Rims
- Spare Tire & Under Mount Carrier
- 4" Rain Gutter Spouts
- 30" x 76" Main Entry Door w/ Screen Door w/Friction Hinge
- Satellite Prep
- Exterior Cable/Satellite Hook-up
- TV Antenna w/ Cable Input
- TV Hook-up in Trunk Area w/ 110V Outlet
- Large Entry Assist Handle
- LED Hitch Lights
- Outside Scare Light (door side)
- GFI Protected Outside 110V Electrical Outlet
- EZ Entry Quad-Step at Main Entry Door
- Cargo Maxx Pass-Thru Storage
- Tuff-Ply Non-Slip TPO Flooring in the Pass-Thru Compartment
- Insulated Slam-Latch Pass-Thru Baggage Doors w/ High Pressure Gas Struts
- Dual 30lb LP Tanks
- EZ Lube Hubs & 7,000 lb. Axles
- Automotive Frameless Windows w/ Safety Glass and Dark Tint
- Carefree Traveler Series Power Awning with LED Light Strip

UTILITIES & ELECTRONICS

- 40,000 BTU Furnace
- 12 Gallon Gas/Electric DSI Hot Water Heater
- 15,000 BTU Whisper Air A/C System by Coleman
- Prep For Second A/C
- 90 Amp Power Converter
- Washer/Dryer Prep
- 39" LG LED TV in Main Living Area
- 32" LG LED TV in Master Suite
- JBL® Sound Bar

- Residential 30" OTR Microwave Oven w/ Light & Exhaust Fan
- High-Output Range w/ 22" Oven, Automatic Igniter & Range Cover
- Dual 8 cu. Ft. Double-Door Refrigerators w/ Radius Hi-Gloss Black Panels

F.I.T. SYSTEM

FALCON INTEGRATED TECHNOLOGY

- Falcon Pin Box
- Falcon Hydraulic Slide-Out System
- Falcon 12" I-Beam Frame w/ 10" I-Beam Drop
- Falcon 7000 lb. Axles
- Falcon Suspension System w/ Grease Zerk
- Falcon Quad Entry Steps
- Single Point of Contact for Solutions

LIVING ROOM

- Vaulted Ceilings in the Main Living Area
- 6' 7" Ceiling Height in the Main Level Slideroom
- Brushed Nickel Ceiling Fan
- Roller Night Shades Throughout
- Valance w/Curtain Window Treatments
- Recessed LED Lighting Throughout Flush Mount Halogen Lighting Throughout
- Solid Mitered Maple Cabinet Doors w/ Hidden Hinges
- Elegant V-Groove Glass Overhead Cabinet Doors w/ Hidden Hinges
- Brushed Nickel Hardware & Fixtures Throughout
- Solid Hardwood Slide-Out Fascia
- 84" Residential Sleeper-Sofa that Converts into a King Bed (floorplan specific)
- Theater Seating w/ Individual Recliners, Center Console, and 2 Drink Holders (N/A in Lincoln)

OPTIONS

- Hallway Step Light
- Estate Grade Sculptured Carpeting w/ Rebond Carpet Padding

KITCHEN

- Walk-In Utility Closet/Pantry w/ Pull-Out Drawers
- Waste Basket Cabinet (waste basket included!)
- Solid Mitered Maple Cabinet Doors w/ Hidden Hinges
- Solid Maple Drawer Fronts
- Brushed Nickel Hardware & Fixtures Throughout
- Full Extension Ball Bearing Drawer Guides
- Linoleum in Kitchen & Entry Area
- Under mount 50/50 Stainless Steel Kitchen Sink
- 100% Acrylic 2-Tone Solid Surface Countertop & Sink Covers by LG
- Hi-Rise Faucet w/ Pull Down Sprayer
- Designer Pendant Overhead Lighting
- Double Pantry: w/ Pull-Out Drawers
- 2 Oversized Pot & Pan Storage Drawers Below Dual Refrigerators
- Fire Extinguisher / LP Detector / Smoke Detector
- Free Standing Dinette Table w/ 2 High back and 2-Folding Dinette Chairs (Buffet on Lincoln)
- Water Purifier
- Recessed Central Control Cabinet that includes a Full Systems Monitor Panel

BEDROOM (MASTER SUITE)

- Exclusive Dual Opposing Bedroom Slides Create "Industry Best" Master Suite
- 60" x 80" Queen Bed w/ Giant Under Bed Storage w/ Gas Struts
- Queen Pillow-Top Innerspring Mattress
- 2 Night Stands, Each with a 110V Electrical Outlet
- Bedspread & Luxurious Pillow Package
- Padded & Stitched Headboard
- Large Hidden Storage Area Behind the TV w/ Shelves
- Mirrored Vanity w/ Bank of Cabinets Below
- Dual Bed-Slide Windows to Provide Cross Ventilation
- Roller Night Shades Throughout
- Spacious Walk-In Wardrobe w/ Built In Shelving and Recessed Shoe Storage
- Jacket/Shirt Wardrobe w/ Drawers Below

BATHROOM

- Heat and A/C Ducts
- Large Molded Undermount Lav Bowl
- 100% Acrylic 2-Tone Solid Surface Countertop & Sink Cover by LG
- Armstrong Designer Carefree Linoleum in Bathroom
- Deep Base Cabinet Storage
- Brushed Nickel Shower Head
- Oversized Medicine Cabinet w/ Mirror
- Extra Large Linen Closet
- Porcelain Foot Flush Toilet

- Power Ventilation Fan
- 1-Piece Molded Fiberglass Shower w/ Seat
- Domed Skylight Over the Shower
- Tri-Fold Glass Shower Door

OPTIONS

- 2nd Carefree Traveler Series Power Awning with LED Light Strip (N/A in Lincoln)
- Maximum Linoleum in Living Room
- Dual Pane Windows
- Slide-Out Awning Package (4 Slides)
- Slide-Out Awning Package (5 Slides)
- 8 cu. ft. Refer w/Ice Maker
- Fireplace
- Ottoman
- 5.5 Onan LP Generator Installed
- Generator Prep
- King Bed
- Convection Microwave Oven
- Dirt Devil Central Vac
- Trail Air Tri-Glide Pin Box
- Maxx Fan Kitchen
- Maxx Fan Bathroom
- Maxx Fan Bedroom
- Maxx Fan Living Room - Lincoln
- 6-Point "Level-Up" Hydraulic Leveling System
- Fiberglass Rear Cap
- Ceiling Fan
- Heat Pump
- 2nd 15,000 BTU A /C
- CSA Canadian Certification
- Fiberglass Rear Cap

DISCLAIMER: Product information is as accurate as possible at the date of publication of this brochure. All features, floorplans, and specifications in this brochure are subject to change without notice. Please also consult CrossRoads RV's website at www.crossroadsvr.com for more current product information and specifications. Tow Vehicle Disclaimer. CAUTION: Owners of CrossRoads recreational vehicles are solely responsible for the selection and proper use of tow vehicles. All customers should consult with a motor vehicle manufacturer or their dealer concerning the purchase and use of suitable tow vehicles for CrossRoads RV products. CrossRoads RV disclaims any liability or damages suffered as a result of the selection, operation, use or misuse of tow vehicle. CROSSROADS RV'S LIMITED WARRANTY DOES NOT COVER DAMAGE TO THE RECREATIONAL VEHICLE OR TOW VEHICLE AS A RESULT OF THE SELECTION, OPERATION, USE OR MISUSE OF THE TOW VEHICLE.