

Hybrid Camping Trailers



Camping Made Easy





Setting the bar for Features, Function, Quality and Amenities is the Viking Camping Trailers. With sizes and models to fit the needs of all Camping Trailer enthusiasts, Viking is the clear choice for Today's discriminating Camper.



Features You Can't Live Without



Sliding Storage Trunk (SST)



New E-Z One-Hand Swing Level Galley
(Legends and V1)



Optional AM/FM/CD/DVD/MP3 Player
with Int./Ext. Speakers
(Std. on Legends, V-Trec and Hardside)



Exterior Utility Shelf

◀ One-Piece Entry Door

The Clipper's one piece entry door features an extra large privacy panel that allows for finite adjustment for air and sunlight. (N/A 1706LS).



E-Z Swing Stepper Door



Optional Dometic® 3-Way Refrigerator



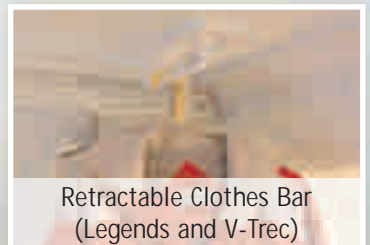
Dual Drive Dual Purpose Winch by Canimex



Scissor Style Stabilizer Jack



Optional Modular Cassette Potti with Electric Flush




Retractable Clothes Bar (Legends and V-Trec)

THE VIKING

Difference.

Construction & Features Competitors Can't Match



Lined drapes for improved privacy



Standard heated mattress
(Opt. on 1906 & 1906ST)
(N/A on LS Series)




"Glide-N-Lock" bed system is the only cable-supported bed system in the industry. Simply pull out the beds until they lock into place. No more awkward poles to contend with!



Largest heating capacity of any folding camper.

- Optional 20M BTU Suburban® Furnace with forced air, electronic ignition and thermostat control.

Automotive undercoat paint is applied to all floors and Polyflex woven moisture barrier laminated to all Viking bunks vs. exposed wood used on competitive product. Another exclusive feature setting Viking apart from the everyday Camping trailer.



Goshen Stamping double-wide lifter post with limited lifetime warranty (N/A 1706 LS)

VRX-14
Supreme Tent with storm cuff and tinted windows (No Stormcuff on LS Series)

Portable in/out dinette table



Wide Trac Suspension

Better safety and stability on the road.

- Widest stance of any folding camper
- Improves towing safety and stability
- Stronger axle beams than most competitors
- Steel frame with powdercoat protection

Viking Wide Trac
Competitors

Dura Tuff Roof

A. One Piece Seamless Skin

B. Dura Tuff Wood Protective Layer

No one else includes the extra wood layer between the top skin and internal foam that provides stiffness and reduces the probability of damage due to hail, road debris, etc.

C. Foam Roof Structure

D. Steel Reinforced Wood Frame

The roof is framed with steel supports to accept A/C on all models without extra reinforcement.

- Roof vent is placed off to the side so the A/C can be center-mounted without having to remove the vent. This design allows you to have both the vent and A/C.



Roof Side Z-Rail

Channels water away.

1. Roof's Outside Skin
2. Body's Outside Skin
3. Water tight Seal
4. Z-Rail channels water away from wood

- Z-Rails on roof perimeter and sidewalls keep wood above water level collection points.
- Others use U channel where wood and water can come in contact at the bottom of the channel.
- Channels are kept open to allow water to run out like a gutter.
- Others attempt to seal channels to keep water out; when the seal is compromised, water will collect and cannot escape.

1-1/4" Laminated Insulated Bunkend

(N/A 1706 LS)

- Double the industry standard thickness
- Solid wood, steel reinforced frame filled with 1" thick high density foam and laminated with wood panel on top and bottom
- Yields a more stable bedend vs. chipboard or spliced plywood used by other brands
- Insulation improves comfort and warmth

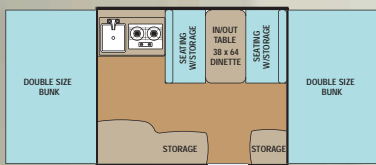
Viking Standard



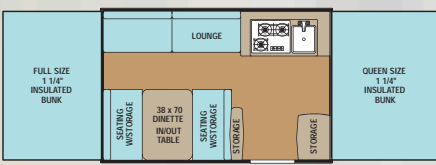
Competition



LS Series



1706 LS

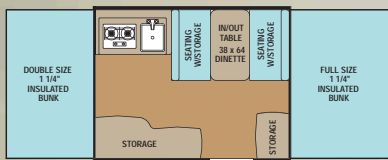


2107 LS

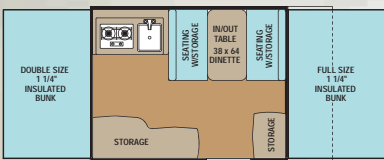
Limited Warranty

- Lift System - Lifetime
- Vinyl Tent - 5 years
- Roll Out System - 5 years
- Frame - 5 years
- Roof Assembly - 5 years
- AL-KO® Ultralube Spring Axle - 1 year
- Refrigerator - 3 years
- Plumbing System - 10/25 years
- Electronic Converter - 2 years
- Roof Exterior - 2 years

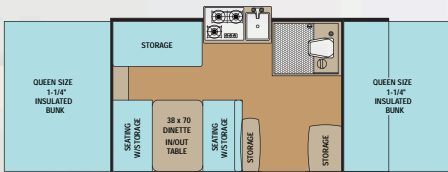
Epic Series



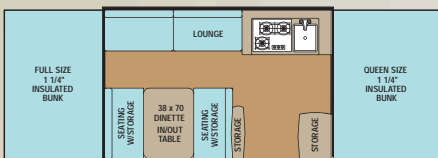
1906



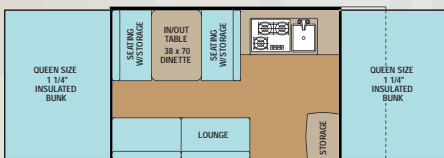
1906 ST



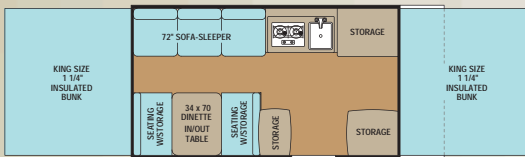
2105 ST



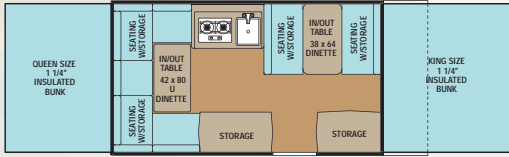
2107



2108 ST

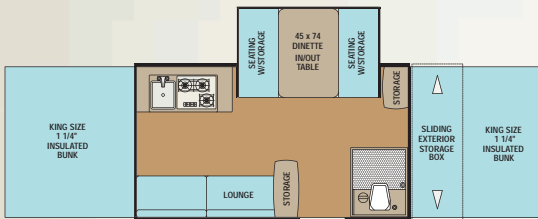


2405 ST



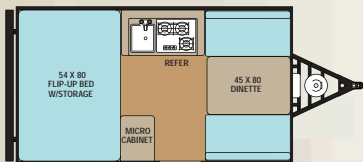
2308 ST

Legend Series

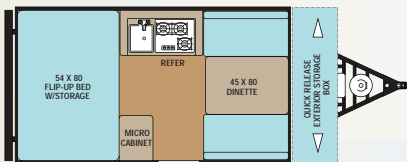


2485 SST

Legend Hardside



V12RB



V12RBST

Standard Features

	LS	E	L	H	V		LS	E	L	H	V		LS	E	L	H	V
CHASSIS																	
Tubular Steel Frame						VRX Sectionalized Tent with Storm Cuff (Storm Cuff N/A LS Series)							Sunbeam Element (N/A LS) (Optional 1906, 1906 ST)				
Dual Drive Winch by Canimex						Laminated/Insulated Bed Platforms (N/A LS)							Ultra Comfort Heated Innerspring Mattress				
Heavy Duty Dolly Jack with Wheel						Glide-n-Lock Cable Supported Bed System							Ultra Comfort 4" High Density Cushions				
Wide Trac UltraLube Spring Suspension						Exterior Utility Shelf							Lined Privacy Drapes (Vented on Bed Ends)				
Electric Brakes						Above Floor 16 Gallon Fresh Water Tank (1906, 1906ST, and LS Only)							E-Z Swing Galley with Drawer				
Radial Tires						23 Gallon Below Floor Fresh Water Tank							Microwave				
Aluminum Rims						27 Gallon Below Floor Fresh Water Tank							Deep Bowl Acrylic Sink				
Scissor Jacks w/Pads (4)						25 AMP Converter with Battery Charger (12 AMP on LS)							3 Burner Range (2 Burner on 1706LS, 2107LS, 1906, and 1906ST)				
Goshen Lift System w/Double Arms (Single arm on 1706LS)						120 Volt GFI Exterior Recept							12 Volt On Demand Water Pump				
EXTERIOR						Amber Patio Light							Built in Shower (2105ST, 2485SST, and V3)				
"Zero Exposure" Floor and Bunk Technology						"SST" Super Sliding Storage Compartment 2485SST (Optional on V1)							Thetford Cassette Potti (2105ST, 2485SST, and V3)				
Laminated Aluminum Skin Walls						Removable Exterior Storage Box (12RBST)							DSI 6 Gallon Water Heater 2105ST, 2485SST, 12RB, 12RBST, V1, and V3				
Laminated Hi-Gloss Fiberglass Walls						Exterior Storage Access Door(s) (N/A LS, 1906, 2107, V1)							20,000 BTU Furnace				
Laminated Hi-Gloss Gray Fiberglass Walls (V-Trec Models)						Create a Breeze Power Roof Vent							Dometic Cool Cat Heat Pump				
Diamond Plate Front Wall Protection						Tinted Safety Glass Windows							Skylights with Night Shades				
E-Z Swing Stepper Door						INTERIOR							Indoor/Outdoor Dinette Table				
One Piece Screen Door (N/A 1706LS)						100% Adhesion Residential Grade Linoleum							12 Volt LED Interior Lights				
4 Layer Laminated Seamless Fiberglass Roof Prebraced for A/C						Deep Maple Cabinetry							120 Volt Interior Outlets				
Exterior High Pressure LP Tank Hook-up						Mortise and Tenon Residential Cabinet Doors							Retractable Clothes Bar				
						Residential Laminated Countertops							HD Park Cable Hookup				
													Powdercoated Interior Tent Support Poles				

Popular Options

	LS	E	L	H	V		LS	E	L	H	V		LS	E	L	H	V
Essentials Package						Screenroom with Privacy Flaps							AM/FM/CD/DVD Player w/Exterior Speakers (Std. on Legend Hardside and V-Trec)				
3-Way Dometic" Refrigerator 1.9 Cu. Ft. (2.5 Cu. Ft. on Classic and V3)						Single LP Bottle Cover (N/A V1 & V3)							Coleman Outdoor Grill and Stand				
20,000 BTU Furnace						Double LP Bottles Rings and Cover (Std. on 12RB, 12RBST, V1, and V3)							SST Super Sliding Storage Trunk (V1)				
A & E Awning						Hanging Storage Cabinet							Laminated High Gloss Tan Fiberglass Walls (Std. on 12RB and 12RBST Models)				
Spare Tire, Carrier and Cover						Bed End Fan Light (1 Std. on Legend and V Trec)							13.5M Air Conditioner				
72" High Pressure LP Accessory Hose (N/A LS)						Second Bed End Fan Light (N/A LS Models)							40 Watt Portable Zamp Solar Panel				
Thetford Modular Cassette Potti with Electric Flush (2107, 2108ST, 2105ST, and V1)						Ultra Comfort 4" Heated Mattresses with Sunbeam Element (1906, 1906ST Only)							80 Watt Portable Zamp Solar Panel				
DSI Hot Water System W/ Hot/Cold Exterior Shower (1906ST, 2107, 2108ST, 2405ST and 2308ST ONLY)						High Density Serta Mattresses							Bathroom Package (2405ST Only)				
													Awning and Skirt Package				

LS = LS Series E = Epic L = Legend V = V-Trec

Specifications	1706 LS	2107 LS	1906	1906 ST	2105 ST	2107	2108 ST	2405 ST	2308 ST	2485 SST	V12RB	V12RBST	TBD	V1	V3
	LS Models		Epic Series							Legend	Legend Hardside			V-Trec	
Interior Box Size:	8'	10'	8.5'	8.5'	10'	10'	10'	12'	12'	12'	12'	12'	12'	10'	12'
Travel Length:	12'2"	14'2"	12'8"	14'10"	16'4"	14'2"	16'4"	18'3"	18'3"	18'5"	16'7"	20'2"	16'7"	16'9"	21'4"
Travel Width:	85"	85"	85"	85"	85"	85"	85"	85"	85"	85"	86"	86"	86"	85"	85"
Travel Height:	54"	58"	56"	56"	58"	58"	58"	58"	58"	55"	62"	62"	62"	65"	65"
Interior Open Length:	16'11"	20'5"	17'11"	17'11"	20'9"	20'5"	20'9"	24'5"	23'5"	24'5"	12'	12'	12'	20'5"	24'5"
Interior Open Height:	6'10"	6'10"	6'10"	6'10"	6'10"	6'10"	6'10"	6'10"	6'10"	6'10"	95"	95"	95"	6'10"	6'10"
Sleeping Capacity:	6	7	6	6	6	7	7	8	8	6	4	4	TBD	6	6
Front Sleeping Area:	48"x 80"	58"x 80"	54"x 80"	54"x 80"	58"x 80"	58"x 80"	58"x 80"	70"x 80"	70"x 80"	70"x 80"	N/A	N/A	TBD	58"x 80"	70"x 80"
Rear Sleeping Area:	48"x 80"	54"x 80"	48"x 80"	48"x 80"	58"x 80"	54"x 80"	58"x 80"	70"x 80"	58"x 80"	70"x 80"	54"x 80"	54"x 80"	TBD	58"x 80"	70"x 80"
Dinette Area:	38" x 64"	38" x 70"	38" x 64"	38" x 64"	38" x 70"	38" x 70"	38" x 70"	38" x 70"	38" x 64"	41" x 74"	45" x 80"	45" x 80"	TBD	38" x 70"	41" x 74"
"U" Dinette	N/A	N/A	N/A	N/A	N/A	N/A	N/A	N/A	42" x 80"	N/A	N/A	N/A	TBD	N/A	N/A
Lounge Area:	N/A	80"	N/A	N/A	N/A	80"	N/A	N/A	N/A	N/A	N/A	N/A	TBD	N/A	N/A
Sofa Bed:	N/A	N/A	N/A	N/A	N/A	N/A	34"x 76"	40" x 72"	N/A	N/A	N/A	N/A	TBD	N/A	N/A
Radial Tire Size:	5.30X12	5.30X12	ST145R12	ST145R12	ST145R12	ST145R12	ST185/80R13	ST185/80R13	ST185/80R13	ST185/80R13	ST185/80R13	ST185/80R13	ST185/80R13	LT235/75R15	LT235/75R15
Tire Load Range:	5 Bolt C	5 Bolt C	5 Bolt C	5 Bolt C	5 Bolt C	5 Bolt C	5 Bolt D	5 Bolt D	5 Bolt D	5 Bolt D	5 Bolt D	5 Bolt D	5 Bolt D	5 Bolt C	5 Bolt C
Hitch Weight(lbs./Kg.):	120/55	210/95	116/53	184/83	214/96	171/78	187/85	243/109	191/87	282/128	222/101	320/145	TBD	252/114	420/191
Axle Weight(lbs./Kg.):	1138/51	1576/715	1338/607	1381/627	1961/883	1448/657	1667/756	2083/938	1859/843	2403/1090	1724/782	1845/837	TBD	1981/898	2700/1225
Dry Weight(lbs./Kg.):	1305/591	1786/810	1503/682	1651/749	2175/980	1740/789	1863/845	2326/1048	2154/977	2702/1226	1946/883	2165/982	TBD	2233/1013	3065/1390
Cargo Capacity(lbs./Kg.):	778/353	514/233	813/369	733/332	526/237	631/286	824/374	1120/505	1257/570	800/363	1662/754	1453/659	TBD	1519/689	1325/601
GVWR(lbs./Kg.):	2098/952	2300/1043	2096/951	2200/999	2718/1224	2400/1089	2702/1227	3463/1560	3464/1571	3502/1588	3642/1652	3635/1649	TBD	3994/1799	4380/1987
Coupler Size:	2"	2"	2"	2"	2"	2"	2"	2"	2"	2"	2"	2"	2"	2 -5/16"	2 -5/16"

*Weights shown are approximate.
** Dry Weight shown is the total weight of the standard unit (hitch + axle) without optional equipment and empty tanks.

V-Trec

Heavier Duty Than Other Folding Campers!

Specs | V1 V3

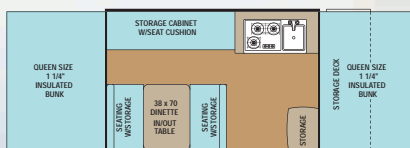
Interior Box Size	10'	12'
Travel Length	16'9"	21'4"
Travel Width	85"	85"
Travel Height	65"	65"
Interior Open Length	20'5"	24'5"
Interior Open Height	6'10"	6'10"
Sleeping Capacity	6	6
Front Sleeping Area	58 X 80	70 X 80
Rear Sleeping Area	58 X 80	70 X 80
Dinette Area	38 X 70	41 X 74
"U" Dinette	N/A	N/A
Lounge Area	N/A	N/A
Sofa Bed	N/A	N/A
Radial Tire Size	LT235/75R15	LT235/75R15
Tire Load Range	5 Bolt C	5 Bolt C
Hitch Weight # (approx.), (lbs./Kg)	252/114	420/191
Axle Weight # (approx.), (lbs./Kg)	1981/898	2700/1225
Dry Weight # (approx.), (lbs./Kg) **	2233/1013	3065/1390
Cargo Capacity # (approx.), (lbs./Kg)	1519/689	1325/601
GVWR (lbs./Kg)	3994/1799	4380/1987
Coupler Ball Size	2-5/16"	2-5/16"



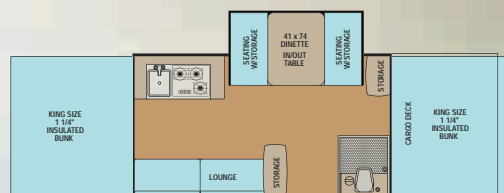
V1

- 5" Tube Frame • Reinforced Diamond Plate Front Deck
- 4000 Lb. Heavy Duty Leaf Spring Axle for Heavy Cargo Capacity

V-Trec Series



V1




V3



Forest River, Inc. encourages our customers to purchase their Forest River products from a local dealership whenever possible for the following reasons:

- 1) Forest River, Inc. dealers are independently owned and operated businesses so priority service and scheduling is at their discretion and is often provided to customers that purchased their unit at that dealership.
- 2) Purchasing locally allows customers to establish meaningful relationships with a dealer, enhancing the RV experience through assistance with product questions, user tips or RV regulations for your state or country, and much more!
- 3) Canadian customers must meet requirements to bring an RV purchased out of the country to their home. These requirements may involve additional inspections and certifications, taxes and fees. Your local Canadian Dealer is a professional at meeting these requirements.
- 4) Scheduling timely warranty repairs and adjustments through a local dealership provides far greater flexibility and convenience to you, the customer!

It is the goal of Forest River, Inc. that all of our RV owners fully enjoy the RV experience and that customer satisfaction meets or exceeds their expectations!



PRE-DELIVERY INSPECTION FACILITY

20,000 square feet of quality assurance. The bare essentials for a premium product. This state-of-the-art facility gives immediate daily feedback to production for quality assurance in every unit built.



Learn More
Scan this barcode using a QR Reader
on your smart phone to learn more
about Forest River.



A Berkshire Hathaway company.



See your Viking Dealer for a complete list of parts and accessories.

www.vikingrv.com

269.467.6321

Viking Recreational Vehicles
A Forest River Company
580 West Burr Oak Street
P.O. Box 549
Centreville, MI 49032

All information contained in this brochure is believed to be accurate at the time of publication. However, during the model year, it may be necessary to make revisions and Viking reserves the right to make all such changes without notice, including changes in prices, colors, materials, equipment and specifications, as well as the addition of new models and the discontinuance of models shown in this brochure. Therefore, please consult with your Viking dealer and confirm the existence of any materials, design or specifications that are material to your purchase decision.