

09
Marquis®



Beaver®

Different by Design.


LUXURY

Try to
describe

the 2009 Marquis, and you'll discover it redefines every quality of a luxury motor coach. Top of the line has a whole new meaning when you take a closer look at the craftsmanship of its woodwork, its stylish comfort, its sophisticated technology and its fine-tuned performance. From the stunning granite tile floor to the high-gloss countertops to the intricate ceiling detail, the Marquis is designed to render you speechless. Until you realize all this could be yours. Then, there's only one word left. Wow.

THE MARQUIS MYSTIQUE

The Marquis' woodwork begins with hardwood cabinets and rare burl inlays. A unique high-gloss finish allows the natural grain and tones of the wood to shine through. The result is a rich, lustrous look you won't find anywhere else.







STYLE

The Marquis turns every convenience into an expression of style. Where else could you find such a beautiful wineglass cabinet? Or accents like the sculptured glass splash guard and granite tile backsplash design? Only here — in a coach that takes every detail to a higher level.





COMFORT

Customize your experience on the road with the Marquis' many optional amenities. Choose the cozy leather sectional booth dinette (shown above) or the state-of-the-art central vacuum system (shown at right). From cooking to dining to cleanup, the Marquis brings ease and comfort to every meal.





INTELLIGENCE

In the cockpit, fully-adjustable power seats help you avoid driving fatigue. The pilot's seat features memory capability, while the co-pilot's has a footrest for added comfort. A huge, 40-inch LCD television drops down from the ceiling for easy viewing throughout the living area, and it's paired with a premium Bose® home theater system with surround sound speakers.

CONTROL

Every cockpit feature is organized for fingertip control when you're at the helm. Nothing compares to the feel of the leather, lighted VIP Smartwheel®, and a color monitor provides a superior view of the rear vision system. A GPS navigation system with touchscreen comes standard, and a passenger-side screen is a convenient option for the navigator in the family.





DISTINCTION

Style and elegance
extend to the Marquis'

bathroom with its many unique details, including a mosaic tile
vanity backsplash. The solid surface shower features a decorative
tile inlay design that's visible through the clear glass door.





SANCTUARY

No matter what adventures fill your days, you'll always come home to the plush comfort of the Marquis' bedroom. New 30-inch bed slide-out boxes (not available on Moonstone III) add even more spaciousness, and you'll enjoy numerous extras, including an optional ceiling fan and an optional 32-inch LCD TV with a Bose® entertainment system.



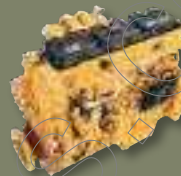


POWERED BY CATERPILLAR®

New for 2009 — the Marquis comes standard with the jaw-dropping power of the Caterpillar® 600 HP C-15 engine and 1,850 lbs./ft. of torque. Just listen to it purr.



The other big news for 2009 is the optional CAT® 625 HP C-15 with a whopping 1,900 lbs./ft. torque at 1,200 RPM. Series turbo charging gives this beauty incredible responsiveness.



POWER

The Marquis' road-taming power is reflected in its sleek exterior with deluxe, full-body paint and polished aluminum wheels. For comfort when you're parked, the coach is equipped with a complete Girard® awning package. Shown below is a full pass-through slide-out storage tray for easy retrieval of the things you stow below. An optional electric slide-out tray makes life on the road even easier.




- 1 10,000 lb. hitch receiver offers powerful towing capacity with 7/4-way trailer plug. Or choose the optional 15,000 lb. hitch receiver for extra towing capacity.
- 2 Caterpillar® 600 HP C-15 Engine.
- 3 Allison® 4000 MH 6-speed transmission for smooth shifting; our exclusive use of synthetic transmission fluid allows for up to three-year maintenance intervals.
- 4 Cushion Air-Glide suspension system positions ten shocks and ten air bags, eight of which are outboard mounted with auto-leveling for greater stability, a smoother ride and the best handling in its class.

6-LAYER LAMINATED GEL COAT FIBERGLASS SIDEWALL CONSTRUCTION (LEFT TO RIGHT)

- › Gel coat fiberglass outer wall
- › Luaun paneling
- › Heavy-gauge tubular steel and 4" steel plate backers
- › State-of-the-art closed cell foam seals every nook and crevice
- › Luaun paneling; walls are Vac-U-Bonded for added strength
- › Decorative wall coverings





Roadmaster
Chassis

- Unique three-degree rear axle tilt aligns the engine, transmission and differential, minimizing stress on the drivetrain and reducing noise and vibration in the coach.
 - Automatic Traction Control (ATC) eliminates wheel slippage in slick conditions and heightens control.
 - Tag axle lifts for added maneuverability in tight spots.
- 5 Full-length frame rails fabricated from 3" by 8" by 1/4" 60,000 PSI structural steel; rails are spaced 44" on center for a wider stance and unmatched strength.
 - 6 The semi-monocoque design, with trussed superstructure, distributes stress evenly throughout the entire chassis and adds strength to sidewalls and bays.
 - 7 Dual ping air tanks with 3/4" air lines for quicker response and improved ride and handling.
 - 8 P295/80R Goodyear steel-belted, all-season tires ensure a safe and quiet ride (G670 RV tire).
 - 9 The R.H. Sheppard power steering box allows for a 50-degree front wheel turn angle in both directions for better maneuverability and returns the steering wheel to its center position to eliminate driver fatigue.
 - 10 All chassis are equipped with steel cage construction, steel firewall and steel stepwell for added safety.
 - 11 Accuride rim with AccuShield coating that cleans easily with soap and water.
 - 12 Multiplex wiring, used throughout the coach and chassis, replaces cumbersome bundles of wire with separate modules. These modules communicate via a single wire, making servicing easier and reducing the overall weight of the RV. A service technician can simply hook up a laptop directly to the modules for easy troubleshooting.



5-LAYER FLOOR CONSTRUCTION

(TOP TO BOTTOM)

- › Tile or 1/2" carpet pad and carpeting
- › Dyna-span flooring provides strength and durability
- › Decibel layer intercepts and dampens road noise
- › Dyna-span flooring
- › Waterproof fiberglass underbelly provides moisture barrier



8-LAYER MOLDED FIBERGLASS ROOF CONSTRUCTION

(TOP TO BOTTOM)

- › One-piece 1/4" fiberglass roof is crowned for easy water runoff and seamlessly joined with front and rear caps
- › Vapor barrier
- › 3-1/2" tapered bead foam supports the crowned roof; center tunnel houses wiring and air conditioner ducts
- › 1/4" marine grade plywood sheeting
- › Heavy gauge tubular steel framework
- › State-of-the-art closed cell foam seals every nook and crevice
- › Luaun and vinyl paneling are Vac-U-Bonded
- › Padded vinyl interior headliner absorbs sound and is easy to clean




09
Marquis

ELEGANCE The fine-tuned performance of the flagship Marquis is matched only by the exquisite beauty of its decors and the craftsmanship of its cabinetry. Choose the color that takes your breath away and combine it with one of our signature wood styles — to create a motor coach that's as distinctive as you are.


CHERRY




CHERRY WITH MAKORI INLAY



CHERRY WITH MAPPA BURL INLAY



CHERRY WITH MAPLE BURL INLAY



CEDAR KEY II



COPPER MADEIRA II



BLACK CAVIAR




TUSCANY PALACE III





MAPLE




MAPLE WITH MAPPA BURL INLAY



MAPLE WITH BIRD'S EYE MAPLE INLAY



MAHOGANY



MAHOGANY WITH MAPLE BURL INLAY



A. BEDSPREAD
B. DINETTE
C. CARPET
D. SOFA



RALPH LAUREN BLACK PEARL



RALPH LAUREN KINGSBRIDGE



RALPH LAUREN WINDERMERE

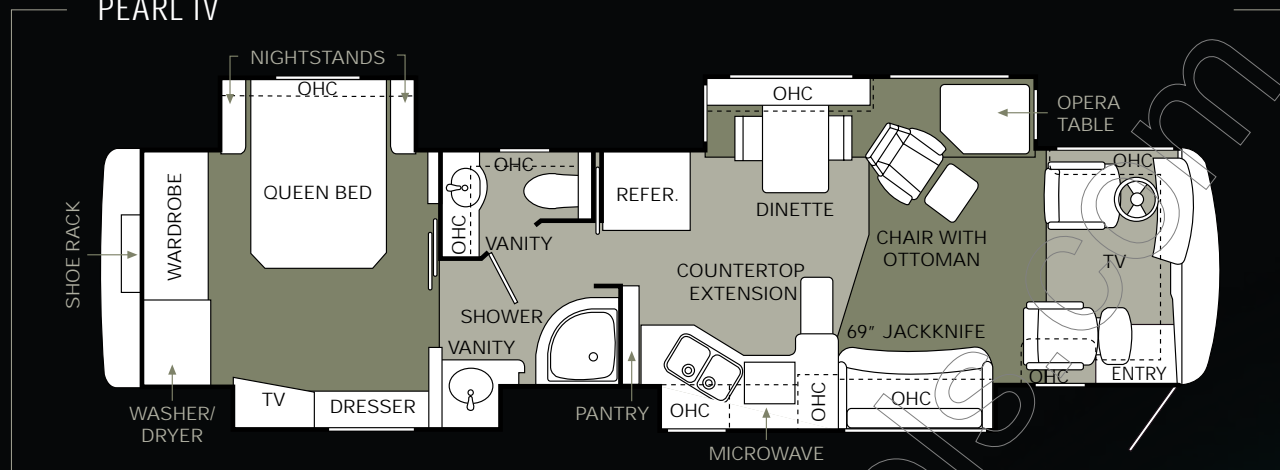


RALPH LAUREN PACKAGE:

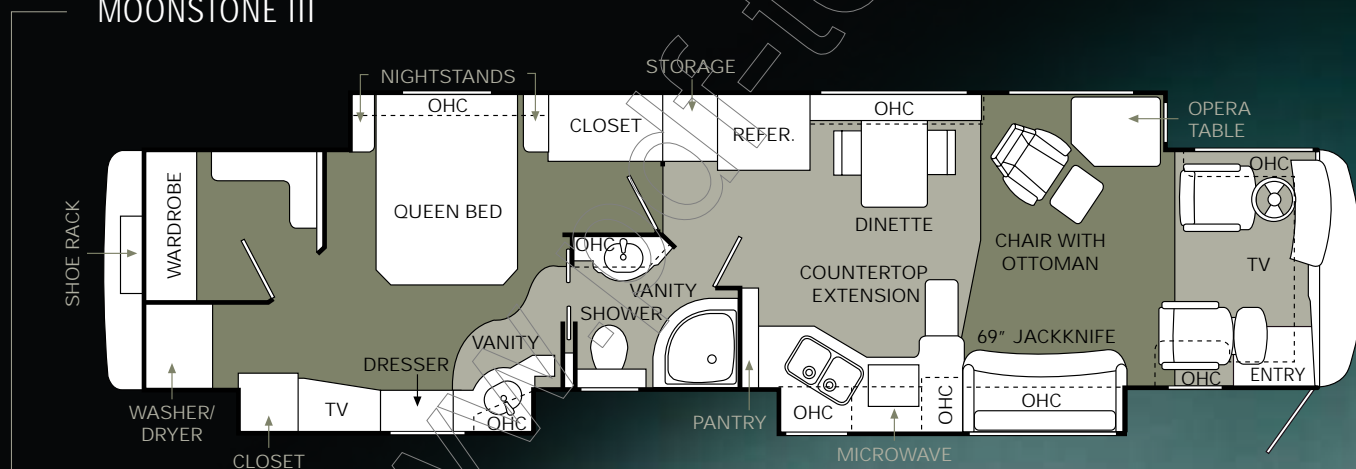
Here's a feast for your senses. Our exclusive Ralph Lauren package offers upgraded features throughout the coach. Because we want your life on the road to be beautiful.

- › Exclusive Ralph Lauren Fabrics, Both Living Room and Bedroom
- › Upgraded Villa Furniture Featuring 2-Tone Ralph Lauren Fabric/Leather and Villa Dinette Chairs
- › Upgraded Galley and Lavatory Faucets
- › Upgraded Tumbled Stone Galley/Bath Backsplashes
- › Exclusive Fabrica Carpet
- › Additional Decorative Pillows in Ralph Lauren Fabrics
- › Decorative Lighting
- › Detailed Decorative Carved Headboard
- › Upgraded Carved Slide-Out Fascia
- › Upgraded Wallpaper and Ceiling Treatments
- › Black Microwave

PEARL IV



MOONSTONE III

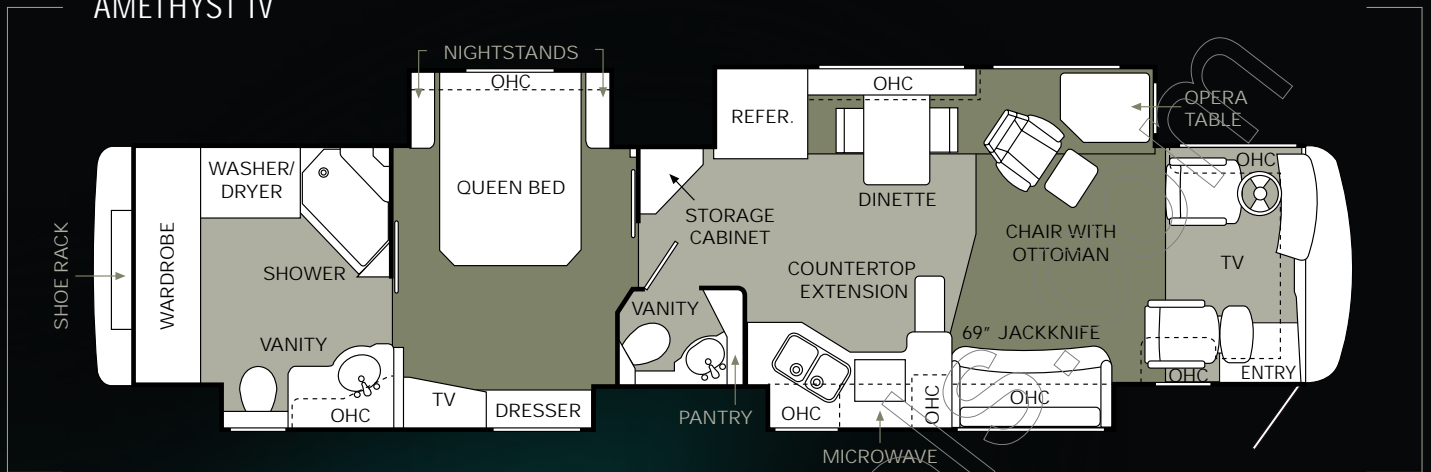


SELECTION

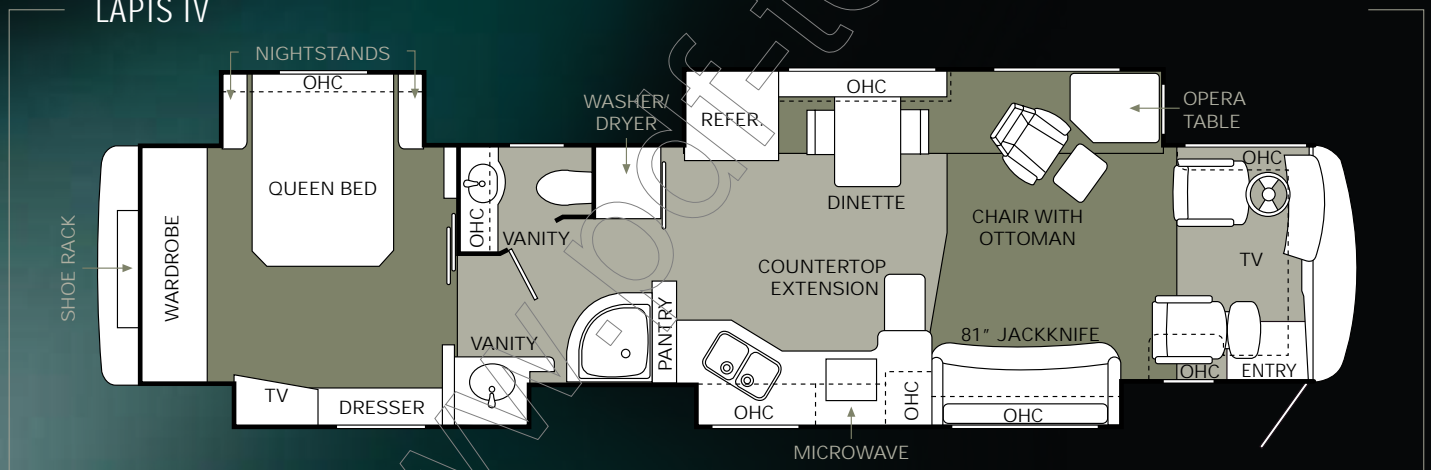
We encourage you to take a few minutes and imagine yourself in the remarkable floorplans of the 2009 Marquis. Notice the distinctive full-wall slide-out and walk-in wardrobe on the Moonstone III — and the private bath on the Amethyst IV. No matter which Marquis floorplan you choose, you'll enjoy spacious comfort that takes your lifestyle on the road to a whole new level.



AMETHYST IV



LAPIS IV



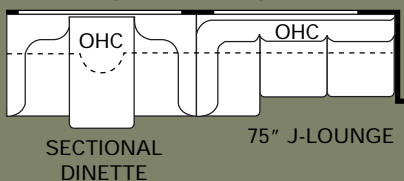
EMERALD IV FLOORPLAN COMING SOON.

CARPET  TILE 

FLOORPLAN OPTIONS

- › King Bed with Pillowtop-Hinged Mattress
- › King Air Mattress with Remote
- › Curbside: Distressed Leather Hide-A-Bed with Air Mattress
- › Curbside: Fabric Hide-A-Bed (Standard Pullout Bed)
- › Curbside: Distressed Leather J-Lounge with Drawer
- › Curbside: Distressed Leather Sleeper Sofa with Drawer (Jackknife)
- › Curbside: Fabric Hide-A-Bed with Air Mattress
- › Roadside: Computer Desk with Leather Euro-Recliner and Ottoman
- › Bedroom Workstation and Window ILO Walk-In Closet (Moonstone III Only)
- › Fabric/Leather Sectional Booth Dinette Ensemble
- › Dinette Table, Wood Round with 12" Leaf with Two Freestanding Dinette Chairs and Two Folding Chairs (N/A on Moonstone III) (Opera Windows next to Table; Replaces Dinette Cabinet)

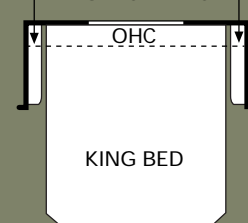
FABRIC LEATHER ENSEMBLE



COMPUTER DESK



NIGHTSTANDS



Due to continuous product improvement, please see the website for the latest in standards and options, specifications, and technical data. Go to www.beavermotorcoaches.com.

		PEARL IV	MOONSTONE III	AMETHYST IV	LAPIS IV	EMERALD IV
WEIGHTS	Gross Vehicle Weight Rating (Lbs.)	50,160	50,160	50,160	50,160	50,160
	Gross Combined Weight Rating ¹ (Lbs.)	60,160	60,160	60,160	60,160	60,160
	Front Gross Axle Weight Rating (Lbs.)	15,160	15,160	15,160	15,160	15,160
	Rear Gross Axle Weight Rating (Lbs.)	23,000	23,000	23,000	23,000	23,000
	Tag Gross Axle Weight Rating (Lbs.)	12,000	12,000	12,000	12,000	12,000
MEASUREMENTS	Wheelbase	242 3/4"	284"	284"	284"	284"
	Overall Length	41' 7"	44' 11"	44' 11"	44' 11"	44' 11"
	Overall Height (12' 6" to Top of A/C)	12' 8"	12' 8"	12' 8"	12' 8"	12' 8"
	Exterior Width	100.5"	100.5"	100.5"	100.5"	100.5"
	Interior Height (Carpet to Vinyl)	84"	84"	84"	84"	84"
TANK CAPACITIES ²	Gray Tank (Gal.) (Increased to 70 gal. ILO 56 gal.)	70	70	70	70	70
	Black Tank (Gal.) (Decreased to 40 gal. ILO 56 gal.)	40	40	40	40	40
	Fresh Tank (Gal.)	100	100	100	100	100
	Fuel Tank (Gal.)	150	150	150	150	150
	LP Tank (Gal.)	25	25	25	25	25

¹ Towing capacity is limited by GCWR; your vehicle's towing capacity is the difference between the GCWR and the actual vehicle weight, including all water, fuel, passengers and cargo. Your towed vehicle should be equipped with auxiliary brakes if the weight of the towed vehicle exceeds 1,000 lbs. Consult your owner's manual for further towing information.

² All tank capacities are estimated based upon calculations provided by the tank manufacturers and represent approximate capacities. The actual "usable capacity" may be greater or less than the estimated capacities based upon fabrication and installation of the tanks.

The actual overall length of the recreational vehicle may differ from that indicated in the brochure due to variances in the manufacturing process and/or installed components. The actual length may be greater or less than that indicated. Due to the large variety of options and floorplan arrangements available to our customers, actual weights for each unit can differ significantly. Beaver Motor Coaches provides a weight sticker on each unit we produce

which includes that unit's tank capacities and approximate weight. Consult your local Beaver Motor Coaches dealer for unit availability and further information.

The information printed in this brochure reflects product design, fabrication, and component parts at the date of printing. The manufacturer reserves the right, at any time, to make changes in product design or material or component specifications as its sole option, without notice. This includes the substitution of components of a different brand or trade name which will result in comparable performance.

All information printed in this brochure is subject to change after the date of printing. Some features shown or mentioned in this brochure are optional and may only be available in selected floorplans. Photographs may show props or decorations that are not standard equipment on Beaver Motor Coach models. Beaver Motor Coaches, the Beaver logo and its design, are registered trademarks. All other products and company names are trademarks and/or registered trademarks of their respective holders. While the color of the motorhome's exterior and the

interior fabrics depicted in this sales brochure are fair and reasonable depictions, the colors depicted may not be an exact match of the actual colors because of the variances in photo-processing and variances caused by inserting the photographs within the sales brochure.

Due to product improvements, changes during the model year and/or transcription errors that may occur, information represented within this brochure may not be accurate at the time of your purchase. If certain information is significant to your purchasing decision, please confirm the information with your dealer prior to submitting your order. Component part and appliance manufacturers issue limited warranties covering those portions of the recreational vehicle not covered by the Limited Warranties issued by Monaco Coach Corporation. To learn which specific component parts and appliances are excluded from the Limited Warranties issued by Monaco Coach Corporation, please contact your selling dealership or Monaco Coach Corporation directly, or review the warranty packet inside the recreational vehicle.



BODY CONSTRUCTION	<ul style="list-style-type: none"> › Heavy-Duty Steel Superstructure with Steel Cage Cockpit Construction › Seamless One-Piece Molded Crowned Fiberglass Roof › All-Season Foam Insulated Roof › Laminated Gel Coat Fiberglass Sidewalls › Five-Layer Flooring with Two Layers of OSB Flooring › Deluxe Full-Body Paint › Panaview™ 1-Piece Front Windshield 	<ul style="list-style-type: none"> › Double-Head Power-Controlled Heated Chrome Exterior Mirrors with Turn Indicator Lights › Daytime Running Lights › Halogen Driving Lights › Recessed Side Docking Lights › Dual Trumpet Air Horns › Insulated Aluminum Baggage Doors with Power Locks 	<ul style="list-style-type: none"> › Lined Pass-Through Storage Compartments › Interlocking Aluminum Framed Slide-Out Houses › Storage Bay Slide-Out Tray (Full Pass-Through) › Rear Ladder › Full-Length "Beaver" Mud Flap
CHASSIS/ENGINE/SUSPENSION	<ul style="list-style-type: none"> › Roadmaster S-Series: Semi-Monocoque Chassis › CAT® 600 HP C-15 and Allison® 4000 MH 6-Speed World Transmission with Electronic Shifter › Torque: (@ 1,200 RPM) 1,850 lbs./ft. Max. Net › Engine Displacement: 928 cu. in. /15.2L › Dual Fuel Fill › 200 Amp Alternator › Rear Axle Ratio: 4.30:1 	<ul style="list-style-type: none"> › Tires: 295/80R/22.5 › Polished Aluminum Wheels › Full-Cushion Air Glide Suspension with Ten Outboard-Mounted Air Bags and Ten Shock Absorbers › Air Suspension with Ping Tank › Automatic Traction Control › Air Disc Brake System with ABS › Tag Axle with Anti-Lock Drum Braking System 	<ul style="list-style-type: none"> › CAT® Compression Two-Stage Engine Brake › Engine Block Heater with Switch on Dash › Prewire for Supplemental Braking System (This Includes Wiring Only) › Hydraulic Leveling System › 10,000 Lb. Hitch Receiver and 7/4-Way Trailer Plug › Remote Inflation Connector
COCKPIT	<ul style="list-style-type: none"> › In-Dash Stereo with AM/FM Stereo with iPod Video Direct Cable and Multi-Disc CD Changer › GPS Navigation System with Touchscreen › Color Rear Vision System with Color Monitor › In-Dash Driver's Message Center › Video Coach System with SEE-Vision Security Cameras › Integrated Compass and Temperature Gauge 	<ul style="list-style-type: none"> › CB Radio Prep (Cable and Antenna) › Power Driver's Side Window › Electric Cockpit Solar Screens with Blackout Shades › Adjustable Accelerator and Brake Pedals › Two-Tone Leather VIP Lighted Smartwheel® with Ignition Key on Column; Controls for Windshield Wipers, ICC and Cruise Control › Cruise Control Light on Dash 	<ul style="list-style-type: none"> › 6-Way Power OptimaLeather™ Pilot and Co-Pilot Seat with Electric Lumbar and Heat; Electric Sliding Seat Cushion and Memory Capabilities on Pilot Seat and Adjustable Headrests on Both Seats; Footrest on Passenger Seat
APPLIANCES AND ACCESSORIES	<ul style="list-style-type: none"> › Residential Refrigerator with Water/Ice Dispenser in Door (Includes Additional Batteries) › Recessed High-Output 2-Burner Cooktop › Spacesaver Convection Microwave with Touch Control 	<ul style="list-style-type: none"> › Electric TV Antenna › KVH R5 In-Motion Digital Satellite System › 40" LCD TV in Living Area Ceiling › 26" LCD TV with Remote Control in Bedroom 	<ul style="list-style-type: none"> › Bose® Home Theater System: AM/FM Stereo, Acoustimass® Bass Module, Surround Sound Speakers › Bedroom DVD Player › Universal Remote System for Living Area TV › Stacked Washer/Dryer
	<ul style="list-style-type: none"> › Additional Manual Storage Bay Slide-Out Storage Tray (Full Pass-Through) 	<ul style="list-style-type: none"> › Electric Slide-Out Storage Tray (Full Pass-Through) 	

STANDARD



OPTION



INTERIOR	<ul style="list-style-type: none"> › High-Gloss Euro-Finish Cabinetry with Exotic Wood Inlays › Dinette Wall Cabinet with Solid Surface Top › Wine Glass Cabinet › Built-In Storage Area for Kitchen Sink and Cooktop Covers › Low-Friction Roller Drawer Guides › Vinyl Ceiling with Tiered Design › High-Gloss Solid Surface Countertops Throughout › Integrated Sinks in Vanity and Galley 	<ul style="list-style-type: none"> › Granite Tile Galley Backsplash Design › Mosaic Tile Vanity Backsplash Design › Sculpted Glass Splash Guard at Edge of Galley › Power Roman Shades with Solar Screens in Living Area › Power Solar Screens with Blackout Shades in Slide-Out Endwall Windows › Manual Solar Screens with Blackout Shades in Galley, Private Lavatory and Bedroom 	<ul style="list-style-type: none"> › Plush Carpet in Living Room and Bedroom › Sculptured Carpet Design in Living Area › Granite Tile Flooring in Kitchen and Bath Area › Granite Tile Flooring in Cockpit Area › Bedspread with Pillows › Nightstands with Solid Surface Countertops › Solid Surface Windowsills in Living Area › Recessed Living Area Surround Sound Speakers › Decorative Hardware Throughout
FURNITURE	<ul style="list-style-type: none"> › Interior Decors: Tuscany Palace III, Copper Madeira II, Cedar Key II and Black Caviar › Ralph Lauren Decors: Kingsbridge, Black Pearl and Windermere › Gloss Finish Cabinetry Choices: Cherry and Mahogany 	<ul style="list-style-type: none"> › Mahogany Cabinetry with Maple Burl Accent Cabinet Door Inserts › Cherry Cabinetry with Mappa Burl Accent Cabinet Door Inserts › Cherry Cabinetry with Maple Burl Accent Cabinet Door Inserts › Ceiling Fan in Bedroom 	<ul style="list-style-type: none"> › Full-Tile Living Room Floor › Area Rugs in Living Room and Galley (with Full-Tile Option) › Above-Counter Sink in Vanity › Power Solar Screens with Blackout Shades in Bedroom
ELECTRICAL SYSTEMS & LIGHTS	<ul style="list-style-type: none"> › Queen Bed with Pillowtop-Hinged Mattress › Curbside: Fabric Sofa with Drawer › King Bed (72" x 80") › King Air Mattress with Remote › Queen Air Mattress with Remote › Curbside: (Distressed) Leather Hide-A-Bed with Air Mattress 	<ul style="list-style-type: none"> › Roadside: One OptimaLeather™ Euro-Recliner with Ottoman › Solid Surface Fixed Living Area Table › Curbside: (Distressed) Leather J-Lounge with Drawer › Curbside: Fabric Hide-A-Bed with Air Mattress › Roadside: Computer Table with Leather Euro-Recliner and Ottoman 	<ul style="list-style-type: none"> › Legless Side-Slide Solid Surface Dinette Table with Two Freestanding Dinette Chairs and Two Folding Chairs › Bedroom Workstation and Window ILO Walk-In Closet (Moonstone III Only) › Leather Sectional Booth Dinette Ensemble › Two Folding Chairs with Booth Dinette Ensemble
	<ul style="list-style-type: none"> › 50 Amp 120/240V Distribution Panel and Power Cord › Power Cord Reel › Onan® 12.5 kW Quiet Diesel Generator on Power Slide-Out Tray with Auxiliary Start Switch & Automatic Temperature Start › 2800 Watt Pure Sine Wave Inverter with Auto Gen Start and Auto Temp Start › Two 100 Watt Solar Panels with Regulator 	<ul style="list-style-type: none"> › Pilot/Co-Pilot Reading Lights › Bedroom Sconce Lighting › 120V Outlet in Private Bath › 120V Outlet in Bed Base › 120V Receptacle in Outside Storage Compartment › Lighted Exterior Storage Compartments › Glass Matt Batteries (House and Chassis Batteries) 	<ul style="list-style-type: none"> › Battery Remote Fill › Surge Guard Automatic Transfer Switch › Multiplex 12V Wiring Throughout Interior of Coach › Locking Battery Disconnect Switch inside Coach › Battery Disconnect Switch in Battery Compartment

STANDARD ☒ OPTION ☐



WE'RE HERE. ANYTIME, EVERY TIME

- Reach us anytime – literally – via our live customer support line.
- Drive in to one of our 350 Service Centers.
- Enjoy the first year free when you enroll in our Owner Advantage Roadside Assistance Program.



EMERGENCY ASSISTANCE

SALES • TECH • ROADSIDE

1-877-4MONACO

- See where it all begins with a tour of one of our facilities in Indiana or Oregon. Call 1-800-650-7337 or 1-800-634-0855 to find out more.



PLUMBING AND LP SYSTEMS	<ul style="list-style-type: none"> › Central Water Filtration System in Service Bay › Manifold Water Control System › Insulated Systems Compartment with Easy Access to Hook-Ups › Water Pump Switches in Galley, Bathroom and Service Bay › China Toilet › Super Service Center › Solid Surface Shower with Mosaic Tile Inlay Design and Solid Surface Shower Caddy › RV Sani-Con Tank Drainage System › Black and Gray Holding Tank Rinsing System › Power Water Hose Reel › One Touch Pullout Galley Faucet › Insta-Hot® Water System in Kitchen › Fresh Water Tank with Auto Shut-Off and Auto Fill
	<ul style="list-style-type: none"> › Electric Automatic Winterization › Neo-Angled Tub with Clear Surround
HEATING, VENTS & AIR CONDITIONING	<ul style="list-style-type: none"> › Aqua-Hot® Heating System › Two Low-Profile Ducted 15,000 BTU Roof Air Conditioners with Heat Pumps (Pearl IV Only) › Three Low-Profile Ducted 15,000 BTU Roof Air Conditioners with Heat Pumps (N/A on Pearl IV) › Electronic AC/Heat Climate Control System › Dual Climate Controls › Dash Heating and Air Conditioner System with Defroster › 12V Attic Fan with Sensor and Wall Switch in Galley and Bath Area
	<ul style="list-style-type: none"> › Galley Low-Profile 120V Baseboard Heater › Third Low-Profile Ducted 15,000 BTU Roof AC (Pearl IV Only) › Radiant Floor Heating in Galley and Bath › Radiant Floor Heating in Living Room, Galley and Bath (with Full-Tile Option)
WINDOWS, DOORS & AWNINGS	<ul style="list-style-type: none"> › Flush-Mounted Radius Dual Pane Safety Glass Tinted Windows › Opera Windows with Standard Driver's Side Furniture › Horizontal Windows with Optional Driver's Side Furniture › Front Entry Door with Air Seal and Removable Top Screen › Keyless Remote Entry System with Pocket Remote › Girard® Awning Package (Includes: Rear Patio Awning, Entry Door Awning, Slide-Out Topper Awnings and Window Awnings – Window Awnings on All Windows Except Private Bath Window)
SAFETY	<ul style="list-style-type: none"> › Backup Alarm › Fire Extinguisher › Deadbolt Lock on Entrance Door › Lighted Interior and Exterior Grab Handles › 120V GFI Protected Circuit › LP Gas Detector › Smoke Detector › Carbon Monoxide Detector › Integrated Pilot and Co-Pilot Three-Point Seatbelts › Third Brake Safety Light › Egress Windows › Security Safe › Deluxe Security System

STANDARD ☐ OPTION ☐

WWW.BEAVERMOTORCOACHES.COM

Stay connected anytime — from wherever you are — with our website, www.beavermotorcoaches.com. It's your direct link to the latest news and updated information about your coach. Use it to find a nearby dealer or service center when you're on the road. And check the site regularly to get the latest schedule of rally and owner club events.





THE BEAVER LINE OF MOTOR COACHES:

MARQUIS® | PATRIOT® THUNDER | CONTESSA



BEAVER

Different by Design.

BEAVER MOTOR COACH

91320 Coburg Industrial Way, Coburg, OR 97408

www.beavermotorcoaches.com | (800) 634-0855

Monaco is traded on the New York Stock Exchange under the listing MNC.

© 2008, Monaco Coach Corporation Litho in USA | 0308 NPN:BROBMAR