



Sydney Model 31RQS in Jasmine decor. This floor plan shows the deluxe entertainment center and the dark cherry wood-plank-look flooring. Notice the angled sink and the overheads and side windows in the slideout.

## OUTBACK Sydney EDITION FEATURES

### Interior Features

#### Living Area

- Grab handle inside entry door
- Custom designed box valances
- Pleated shade
- Linoleum flooring
- Thermofoil residential raised panel doors with concealed hinges throughout
- Wood side drawers with steel guides
- Skylight (most models)
- 6' 2" extra tall slide out with 16" cabinets (Fifth wheel only)
- Water, soil, stain resistant fabrics
- Large overhead cabinets
- Decorative wall lights
- Bullet reading lights
- Sliding windows on slideout end walls
- Hide-A-Bed sofa (n/a on the 27RLS) \*

#### Kitchen

- 60/40 deep sink with 3" drains
- Pullout pantry (most models) \*
- Knife rack
- Trash can \*

- High-rise faucet
- Spice rack
- Sink cutting board \*
- Utensil tray

#### Bedroom

- Deluxe innerspring mattress
- Laundry shoot (Fifth wheel only)
- TV hook-up
- Wall lights
- Deluxe wardrobe
- Residential bedspread with pillow sham

#### Bathroom

- Residential tub and shower surround
- Glass shower door \*
- Residential height vanity
- Porcelain foot flush toilet

#### Appliances

- AM-FM-CD Stereo \*
- 8 cu.ft. two-door refrigerator
- Three-burner range
- Six gallon gas/electric DSI heater
- Water heater by-pass

- 15,000 BTU remote controlled A/C with timer \*
- 30,000 BTU furnace

### Exterior Features

- Tinted jalousie safety glass windows
- Extra large baggage doors
- 1" thick with continuous hinge and rubber D-seal
- Folding entry handle \*
- Extra tall 30" main entry doors \*
- Extended drip caps, full length drip rails
- Two security lights (one each side) \*
- Heated enclosed underbelly and tanks, valves
- Ladder (Fifth wheel only)
- Porch light
- Snap pins on front jacks (Fifth wheel only)
- Exterior 120 volt receptacle
- Weather encapsulated body trim
- Automotive style fender skirt
- Aluminum bumper cover \*
- Hitch light

\* Option

## Construction

### Walls

- Two-tone exterior fiberglass
- 2" welded aluminum framed side walls and end walls
- Solid block foam insulation

### Roof

- 5" tapered truss on 16" centers
- 9 mil. luan decking
- One-piece EPDM rubber roof
- Blanket insulation

### Floor

- 3" welded aluminum floor joist on 13" centers
- 5/8" seamless one-piece floor deck
- Blanket insulation
- Wrapped vapor barrier
- Polypropylene enclosed heated underbelly, tank, valves

### Chassis

- Leaf spring equalizing suspension system
- 8" powder coated I-beam, TT
- 10" powder coated I-beam, FV
- EZ lube axles
- 12" electric brakes
- 225 75/15 tires


\* Option



Outback Sydney's heated underbelly encloses tanks and valves, extending the camping season and improving towability by helping to create smoother air flow.



Your Sydney fifth wheel provides over 92 cu.ft. of unobstructed, fully lined exterior access storage. A flip-up floor cover opens to a lower compartment for additional items. All the toys, equipment, and outdoor furniture you see in the photo above, and more, can go with you on your next Sydney trip.




### 2006 MID-PROFILE FIFTH WHEELS AND TRAVEL TRAILERS

For more information, contact your Outback Dealer:



## Sidewalls



1. Gel-Coated Filon Fiberglass
2. 1/8" Luan Wood Backer
3. Solid Block EPS (Expanded Polystyrene) Insulation
4. Radius Window Corner Blocks
5. Metal Backing Strips (EGS Electro-Galvanized Sheet)
6. 2" Welded Aluminum Sidewall Studs
7. Interior wall

### Utilities

- 55-amp converter
- 30 lb. LP bottles with auto changeover
- TV antenna w/booster, cable TV
- 30-amp shore power line

### Safety

- LP leak detector
- Smoke detector
- Carbon monoxide detector
- Fire extinguisher

Outback Sydney Fifth Wheels and Travel Trailers are products of:



**Keystone RV Company**

2642 Hackberry Drive, Goshen, IN 46526  
574.535.2100 www.keystone-outback.com

Product information is as accurate as possible at the time of publication. Features, floorplans, and specifications are subject to change without notice. Some features listed and shown are optional. M 11/05



MID-PROFILE FIFTH WHEELS AND TRAVEL TRAILERS



## As the Aussies say..."No Worries."



Sydney Havana  
Sydney's neo-angle shower features a skylight. Notice that the vanity has drawers for extra storage.



Sydney Fawn  
Sydney's extra-tall 6'2" slide-outs offer headroom and storage in our residential-height cabinetry.



Sydney Jasmine  
Sydney offers Outback's popular outside camp kitchen with a detachable flexible hose (new for 2006) for quick clean-ups, along with hot and cold water access, a huge cutting board which slides left to right, and even a towel rack in front of the sink and stove area.

### Sydney Comfort Package

- 15,000 BTU
- Air Conditioner with Remote –
- TV Antenna with Booster –
- Patio Awning –
- AM/FM Stereo –
- Folding Entry Handle –
- Microwave –

### Sydney Designer Package

- Wallpaper Border –
- Shower Door –
- Bathroom Accessories –
- Utensil Tray –
- Sofa Pillows –
- Hide-A-Bed Sofa –
- 6-Panel Refrigerator –
- Chrome Bumper Cover –
- Recessed Cutting Board –
- Trash Container –

### Sydney Optional Features

- Designer Package – Comfort Package –
- Large Entry Door – Pullout Pantry (n/a all models) –
- Oven – Free-Standing Table and Chairs –
- 6 /Gal. Gas/Elec. Water Heater with DSI
- Stabilizer Jacks (4 TT, 2 FW) –
- Security Lights –
- Outside Camp Kitchen –
- Electric Front Jacks – Spare Tire –
- Large Entrance Door –
- Carbon Monoxide Detector –



We've raised the bar on all the stylish features Outback customers love... to create the fabulous Sydney Edition for 2006. Here, the 32FRLDS floor plan is shown in the Havana color scheme featuring a rear living area with two leather-like vinyl swivel rockers edged with brass nailhead trim. With a dinette and oversize sofa in one slideout and a desk/entertainment center

area across the room, this Sydney has the mood of a luxury vacation condo. As with all Outbacks, the designer look centers around the high-quality white, residential grade cabinetry, upgraded for Sydney with touches like the mullioned glass-front overheads. We think you will agree that Outback Sydney rivals the most fashionable of today's contemporary home interiors.

## SIMPLY SYDNEY... Fresh and light in weight and design

Focused on aerodynamic and tasteful design throughout and fashioned with lighter interiors for the fresh look of today, Outback has earned a reputation for high-end quality at a mid-range price point.

From its smooth exterior, finished with no exposed fittings, to the concealed hinges of the easy-maintenance Thermo-foil lightweight cabinetry, Outback strives for durability as well as style, using the latest materials technology to combine strength with lightness.

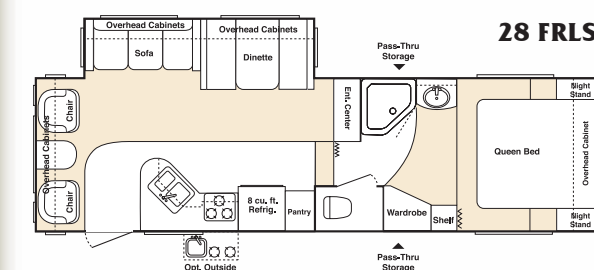
With the growth and development of the Sydney Edition, Outback is providing for those who want to step up to an even more pleasingly appointed fifth wheel or travel trailer.

You'll be amazed at the value of Outback Sydney's standard features, and the appealing options, like our free-standing dining table with pedestal base and slatted wood chairs.

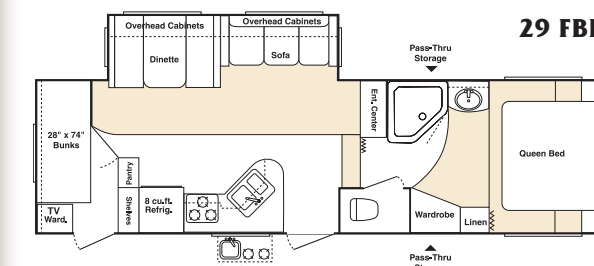
How can anything so light in weight be so sturdy, innovative and attractive?

Ask any Outback Sydney owner!

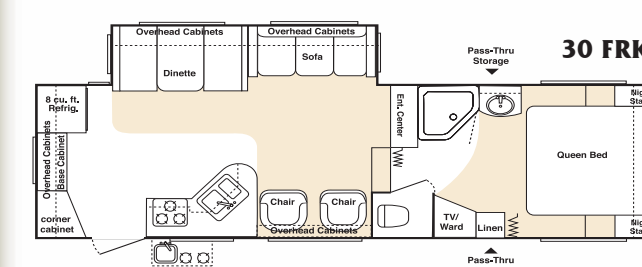
## Fifth Wheels



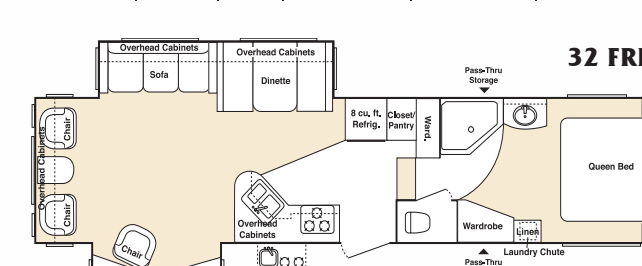
GVWR	Dry Wt.	Hitch	Carrying Cap.	Ext. Ht. w/AC	Ext. Lgth.
9800	7420	1555	2380	12' 3"	30' 5"



GVWR	Dry Wt.	Hitch	Carrying Cap.	Ext. Ht. w/AC	Ext. Lgth.
9800	7715	1660	2080	12' 3"	31' 9"



GVWR	Dry Wt.	Hitch	Carrying Cap.	Ext. Ht. w/AC	Ext. Lgth.
9950	7820	1630	2130	12' 3"	33' 3"



GVWR	Dry Wt.	Hitch	Carrying Cap.	Ext. Ht. w/AC	Ext. Lgth.
10850	8425	1730	2435	12' 6"	34' 9"

### Outback Sydney Tank Capacities

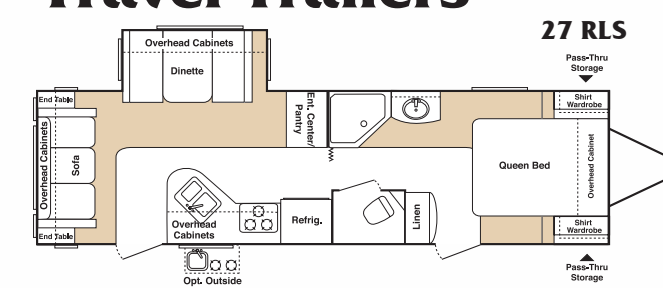
LP Tank (Lbs.) = 60  
Water Tanks (Gals.)

Fresh.....	50
Grey.....	80
Waste .....	40

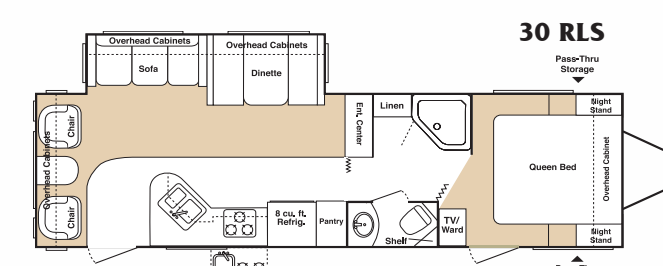


Sydney's luxurious master bedroom/bathroom suite features a soft queen bed with quilted spread and matching headboard and curtains, wall sconce lighting, and a vanity built higher just for your comfort! The tall, double-door mirrored wardrobe is part of the ample storage available, along with the overheads, nightstands, and underbed area.

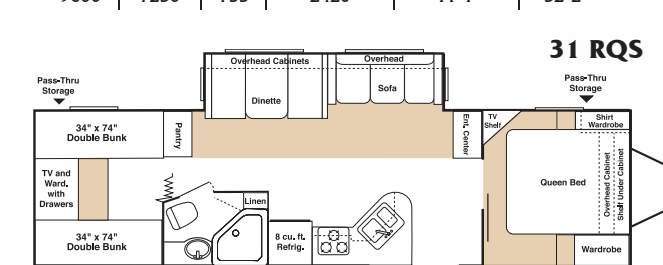
## Travel Trailers



GVWR	Dry Wt.	Hitch	Carrying Cap.	Ext. Ht. w/AC	Ext. Lgth.
8000	5900	465	2100	11' 3"	29' 10"



GVWR	Dry Wt.	Hitch	Carrying Cap.	Ext. Ht. w/AC	Ext. Lgth.
9600	7230	755	2420	11' 1"	32' 2"



GVWR	Dry Wt.	Hitch	Carrying Cap.	Ext. Ht. w/AC	Ext. Lgth.
9600	7110	795	2490	11' 1"	34' 9"