

Legacy SR 300



— TAKEN BY THE ROAD —



Legacy SR 300



THE BEST OF BOTH WORLDS

With the Legacy from Forest River you get the best of both worlds, comfort and style. The cockpit is not only designed with driving in mind it's also designed to be comfortable and easy to adjust. The living area is open and inviting and great for entertaining friends and family, your guests will be amazed at the comfort of your Legacy.





340BH MAUI BREEZE CREME DECOR - EXOTIC CHERRY WOOD GRAIN

Legacy SR 300



A TRUE HOME ON THE ROAD

The Legacy also features a bunk area (340BH) with abundant storage and flatscreen TVs. The kitchen boasts a standard 30" OTR convection microwave oven, stainless steel sink and a sealed 3-burner cook top, luxuriously surrounded by handcrafted hardwood cabinetry. With amenities such as these, your stay on the road is sure to feel like home.



Legacy SR 300



RESIDENTIAL IN EVERY WAY

Enjoy the warm and rich residential look and convenient features found throughout the Legacy. Featuring modern design all aspects of the Legacy deliver not only the comfort of home but the conveniences of home as well. The bathroom includes a stainless steel sink and a porcelain foot flush toilet. The living room features a 32" LED flatscreen TV and abundant seating and storage areas.



340BH MAUI BREEZE CREME DECOR - EXOTIC CHERRY WOOD GRAIN

Legacy SR 300



RESTING ON YOUR LAURELS

You've worked hard and earned the luxury you deserve. The Legacy delivers everything you could want in a Class A motorhome. Our sleeping areas are so spacious and comfortable you might want to turn in early. The bedroom also features plenty of storage space, so feel free to bring anything you might need for even the longest journey. We have made it the best because we know it's our Legacy.



340BH MAUI BREEZE CREME DECOR - EXOTIC CHERRY WOOD GRAIN

EXTERIOR PAINT OPTIONS



SILVER SATIN



GOLDEN COAST

EXTERIOR FEATURES



- 1 OPTIONAL EXTERIOR ENTERTAINMENT CENTER BUILT INTO THE SIDEWALL
- 2 EASILY ACCESS ELECTRICAL FUSES WITH LEGACY'S NO FUSS SCHEMATIC
- 3 STANDARD SIDE HINGE COMPARTMENT DOORS WITH PASS-THRU STORAGE
- 4 WHOLE COACH WATER FILTER AND EXTERIOR SHOWER
- 5 CONVENIENT GENERATOR ACCESS

Legacy SR 300
THE JOURNEY STARTS WITH LEGACY

DECOR OPTIONS

MAUI BREEZE LATTE

MAUI BREEZE CREAM

KONA COFFEE LATTE

KONA COFFEE CREAM

BROOKSIDE COGNAC WOODGRAIN

EXOTIC CHERRY WOODGRAIN

STANDARDS AND OPTIONS

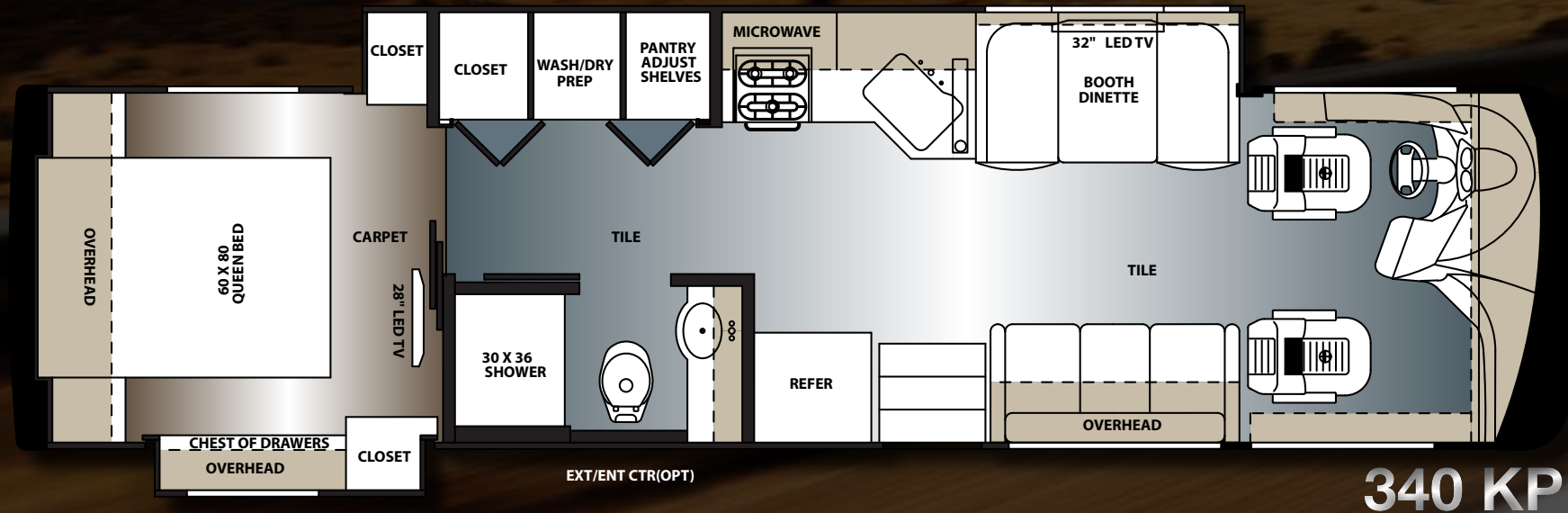
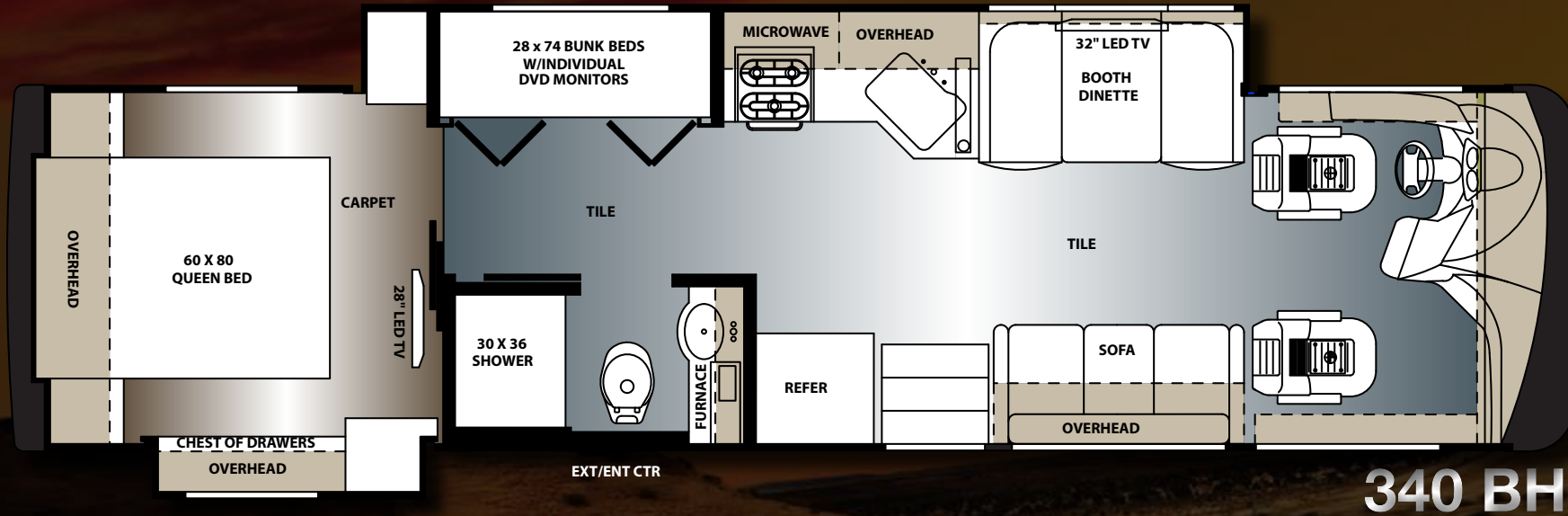
LEGACY FLOORPLAN	340BH	340KP	360RB	LEGACY FLOORPLAN	340BH	340KP	360RB
AUTOMOTIVE & COCKPIT							
• FREIGHTLINER XCS CHASSIS	S	S	S	• FOUR (4) POINT FULLY AUTOMATIC HYDRAULIC LEVELING SYSTEM	S	S	S
• CUMMINS ISB 300 HP DIESEL ENGINE	S	S	S	• HEATED EXT/MIRRORS WITH INTEGRATED CAMERAS	S	S	S
• ALLISON MH-2500 TRANSMISSION	S	S	S	• FRAMELESS DUAL PANE, DARK TINT WINDOWS	S	S	S
• "22.5" STAINLESS STEEL WHEEL INSERTS"	S	S	S	• AUTOMOTIVE FOAM AND SEAL, ZIEBART UNDERCOATING	S	S	S
• TRAILER HITCH, 10,000 LBS	S	S	S	• ELECTRIC PATIO AWNING	S	S	S
• TRAILER HITCH CAPACITY, 5,000 LBS	S	S	S	• SIDE-HINGED EXTERIOR COMPT DOORS W/ FULL PASS THROUGH STORAGE	S	S	S
• ELECTRIC PUSH BUTTON SHIFTER	S	S	S	• BUNK BED INCLUDES TWO (2) FLIP DOWN MONITORS W/ DVD AND A/V INPUT AND TWO (2) WIRELESS HEADPHONES	S	N/A	N/A
• 90 GALLON, DUAL FILL FUEL TANK	S	S	S	• FIBERGLASS ROOF	S	S	S
• 13 GALLON DEF TANK	S	S	S	• SLIDING STORAGE TRAY	S	S	S
• LCD ENGINE MESSAGE CENTER	S	S	S	• LAYERED VACUUM BONDED ROOF	S	S	S
• DAY TIME RUNNING LIGHTS	S	S	S	• VACUUM BONDED FLOOR W/ TUBULAR STEEL FRAME	S	S	S
• 7-PIN TOW POWER CONNECTOR	S	S	S	• VACUUM BONDED SIDEWALLS	S	S	S
• 18.7 CFM AIR COMPRESSOR	S	S	S	• GEL-COATED FIBERGLASS SKIN	S	S	S
• FARR ECO-AIR CLEANER	S	S	S	• "1/2" STRUCTURE WOOD FLOORING"	S	S	S
• AIR FILTER RESTRICTION INDICATOR	S	S	S	• BLOCK FOAM POLYSTYRENE INSULATION	S	S	S
• FUEL/WATER SEPARATOR	S	S	S	• CHANNELED DRAINS FOR A/CS	S	S	S
• HEATED AIR DRYER	S	S	S	• STEEL BASEMENT CONSTRUCTION	S	S	S
• AUTOMATIC, HEATED MOISTURE EJECTORS	S	S	S	• TUBULAR STEEL FRONT BULKHEAD	S	S	S
• POWER STEERING	S	S	S	• SHOWER SKYLIGHT	S	S	S
• WASHER/WIPER W/ INTERMITTENT FUNCTION	S	S	S	• REAR LADDER	S	S	S
• 160 AMP ALTERNATOR	S	S	S	• "82" INTERIOR CEILING HEIGHT"	S	S	S
• TWO (2) 950 CCA AT 0 DEGREE FAHRENHEIT, MAINT. FREE	S	S	S				
• FULL AIR ABS BRAKES W/ AUTO SLACK ADJUSTER	S	S	S	ELECTRICAL STANDARDS			
• ENGINE BRAKE	S	S	S	• 50A SERVICE W/AUTO TRANSFER SWITCH & POWER CORD	S	S	S
• TELESCOPIC/TILT STEERING WHEEL	S	S	S	• 6.0 ONAN DIESEL GENERATOR	S	S	S
• NEWAY AIR SUSPENSION FRONT AND REAR	S	S	S	• ELECTRONIC BATTERY DISCONNECT SWITCH	S	S	S
• HEAVY DUTY FRONT SHOCK ABSORBERS	S	S	S	• REMOTE GENERATOR START SWITCH (ON DASH)	S	S	S
• HEAVY DUTY STABILIZER BAR	S	S	S	• LED LIGHTING PACKAGE	S	S	S
• 55 DEGREE WHEEL CUT	S	S	S	• DRIVE/PASS MAP LIGHTS	S	S	S
• I-BEAM SUSPENSION W/ BELL CRANK	S	S	S	• (1) WALL SCONCE	N/A	N/A	S
• AIR SUSPENSION DEFLATION SYSTEM	S	S	S	• DASH, AUXILIARY START SWITCH	S	S	S
• CROSS FLOW, REAR MOUNTED RADIATOR	S	S	S	• BEDROOM INDIVIDUAL READING LIGHTS	S	S	S
• TRANSMISSION OIL COOLER	S	S	S	• 1200 WATT INVERTER/CONVERTER	S	S	S
• 5 YEAR / 100,000 MILE COOLANT (SOME MAINTENANCE REQUIRED)	S	S	S	• FOUR (4) SIX VOLT HOUSE BATTERIES	S	S	S
• 4-SPOKE VIP BLACK STEERING WHEEL	S	S	S	• TWO (2) MASTER ELECTRIC SHUT OFF SWITCHES	S	S	S
• ENTRY ASSIST HANDLE	S	S	S	• POWER ENTRANCE STEP	S	S	S
• ELECTRONIC CRUISE CONTROL W/ HIGH IDLE	S	S	S	• PATIO LIGHT	S	S	S
• TELESCOPIC/TILT STEERING WHEEL	S	S	S				
CONSTRUCTION & EXTERIOR							
• FIBERGLASS FRONT AND REAR CAPS	S	S	S				
• FULL BODY PAINTED EXTERIOR (CLEAR COAT) 4-COLOR	S	S	S				

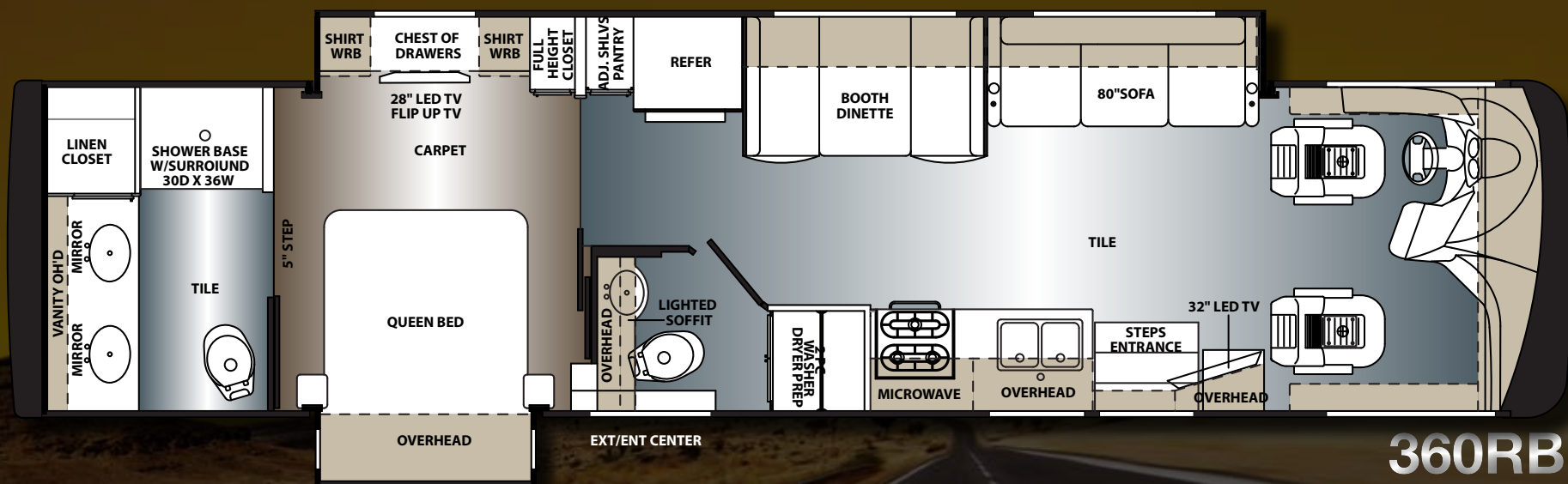
LEGACY FLOORPLAN	340BH	340KP	360RB	LEGACY FLOORPLAN	340BH	340KP	360RB	LEGACY FLOORPLAN	340BH	340KP	360RB
<u>PLUMBING STANDARDS</u>				· TWO (2) DASH STEREO SPEAKERS	S	S	S	<u>EXTERIOR OPTIONS</u>			
· VARIABLE SPEED CONSTANT PRESSURE WATER PUMP	S	S	S	· SIRIUS SATELLITE RADIO CAPABLE	S	S	S	· FRONT MASK PROTECTIVE FILM	O	O	O
· BATH-STAINLESS STEEL SINKS	S	S	S	· DVD PLAYER	S	S	S	· EXTERIOR ENTERTAINMENT CENTER IN SIDEWALL: 32" TV	O	O	O
· KIT/STAINLESS STEEL SINK-UNDERMOUNT	S	S	S	<u>INTERIOR</u>				· LIGHTED LED AWNING	O	O	O
· BLACK WATER TANK FLUSH SYSTEM	S	S	S	· VINYL TILE FORWARD OF THE BEDROOM	S	S	S	<u>DRIVER/PASSENGER AREA OPTIONS</u>			
· SINGLE LEVER FAUCET W/ PULL-OUT SPRAYER	S	S	S	· CARPETED LIVING ROOM AND DINING SLIDE-OUTS	S	S	S	· ELECTRIC EASY-BED O/H COCKPIT AREA	O	O	O
· DOUBLE LEVER LAVATORY FAUCETS	S	S	S	· BEDROOM CARPET W/ PADDING	S	S	S	· GPS	O	O	O
· ABS SHOWER W/ GLASS DOOR	S	S	S	· MATTRESS QUEEN 60" X 80" (312 COIL EVERETT SLATE)	S	S	S	<u>APPLIANCE OPTIONS</u>			
· PORCELAIN CHINA TOILET	S	S	S	· HIDE-A-BED SOFA	N/A	N/A	S	· RESIDENTIAL REFRIGERATOR W/ 2000 WATT INVERTER AND AUTO GEN START	O	O	O
· TECHMA MACERATOR TOILET REAR BATHROOM	N/A	N/A	S	· JACK KNIFE SOFAS	S	S	N/A	· STACKABLE WASHER/DRYER	N/A	O	O
· WHOLE HOUSE FILTER	S	S	S	· LOVE SEAT	N/A	N/A	N/A	· SEALED 3-BURNER COOK TOP W/ OVEN	O	O	O
· EXTERIOR, SHOWER HOSE	S	S	S	· SOLID SURFACE KIT & DIN C- TOPS W/ FLUSH MOUNT SINK AND STOVE COVER	S	S	S	<u>DECOR OPTIONS</u>			
<u>DRIVER/PASSENGER AREA STANDARDS</u>				· FULL EXTENSION METAL DRAWER GUIDES W/ BALL BEARINGS THROUGHOUT	S	S	S	· BROOKSIDE COGNAC WRAPPED STYLE OPTIONAL COLORS	O	O	O
· ONE PIECE WINDSHIELD	S	S	S	· STORAGE COMPARTMENT FOR RANGE AND SINK COVERS	S	S	S	· EXOTIC CHERRY WRAPPED STYLE OPTIONAL COLORS	O	O	O
· POWER FRONT NIGHT SHADE	S	S	S	· KITCHEN PANTRY	N/A	S	S	<u>SAFETY STANDARDS</u>			
· MANUAL PASSENGER & DRIVER WINDOWS NIGHT SHADES	S	S	S	· DREAM BOOTH DINETTE W/ STORAGE UNDERNEATH	S	S	S	· 110 GFI PROTECTED CIRCUITS	S	S	S
· FOG LIGHTS	S	S	S	· DUCTED A/C SYSTEM	S	S	S	· CARBON MONOXIDE DETECTOR	S	S	S
· DASH RADIO W/ INTEGRATED COLOR BACK-UP AND SIDE CAMERA PACKAGE	S	S	S	· "SOFT TOUCH" PADDED CEILING	S	S	S	· LP GAS DETECTOR	S	S	S
· WRAP AROUND COCKPIT W/ INSTRUMENT CLUSTER	S	S	S	· ROLLER STYLE SUN AND BLACKOUT SHADES	S	S	S	· SMOKE ALARM	S	S	S
· 6-WAY POWER DRIVER SEAT	S	S	S	· BEDSIDE WARDROBE	S	S	N/A	· EGRESS WINDOW'S	S	S	S
· LEATHERITE DRIVER/PASSENGER SEAT	S	S	S	· DRESSER DRAWERS AND WARDROBE TYPE CABINETS	S	S	S	· SURFACE MOUNTED FIRE EXTINGUISHER	S	S	S
· (2)-COCKPIT TABLE/1-PAD/CONSOLE STATIONS	S	S	S	· BEDROOM, OVERHEAD CABINETS	S	S	S				
· LIGHTED STEP WELL	S	S	S	· QUEEN BED W/ BEDSPREAD AND DECORATIVE PILLOWS	S	S	S				
· TWO (2) DEFROSTER FANS W/ HIGH AND LOW SETTINGS	S	S	S	· BED NIGHT STANDS	S	S	S				
· DRIVER/PASSENGER CUP HOLDERS	S	S	S	· MIRRORED MEDICINE CABINETS	S	S	S				
· AUTOMOTIVE DASH AC/HEATER W/ DELUXE CONTROLS	S	S	S	<u>APPLIANCES</u>							
<u>ENTERTAINMENT</u>				· (2)13,500 BTU AIR CONDITIONERS	S	S	S				
· 32" LED TV, LIVING ROOM	S	S	S	· CONTINUOUS GAS WATER HEATER	S	S	S				
· 28" LED TV, BEDROOM	S	S	S	· 35,000 BTU FURNACE	S	S	S				
· SOUND BAR W/RADIO & INTEGRATED SUBWOOFER	S	S	S	· 30" OTR CONVECTION MICROWAVE OVEN	S	S	S				
· SATELLITE TV PREP	S	S	S	· 9 CUBIC FT. DOMETIC REFER W/ICE MAKER	S	S	S				
· CABLE TV PREP	S	S	S	· SEALED 3-BURNER COOK TOP	S	S	S				
· HD ANTENNAE WITH SIGNAL STRENGTH INDICATOR	S	S	S	· FAN IN BATHROOM	S	S	S				
· A/V DISTRIBUTION FOR ENTERTAINMENT	S	S	S	· FAN IN GALLEY W/THERMOSTAT CONTROL	S	S	S				
				· WASHER/DRYER PREP	N/A	S	S				



Legacy SR 300
THE JOURNEY STARTS WITH LEGACY

FLOORPLANS





LEGACY SPECIFICATIONS

LEGACY SPECIFICATIONS	340BH	340KP	360RB
BLACK TANK (GAL)	44	44	44
FRESH WATER TANK (GAL)	84	84	84
GREY TANK (GAL)	44	44	44
LP TANK (GAL)	24.5	24.5	24.5
WHEEL BASE	208"	208"	208"
OVERALL WIDTH	100"	100"	100"
FURNACE OUTPUT (BTU)	35,000	35,000	35,000
*APPROX OVERALL LENGTH W/OUT LADDER (LADDER ADD 6")	36'	36'	"38' 10"
*APPROX OVERALL HEIGHT	12' 5"	12' 5"	12' 5"
*APPROX OVERALL COMPARTMENT STORAGE (CU. FT.)	101.5	101.5	122
GIRARD CONTINUOUS HOT WATER	S	S	S

300HP WITH ALLISON 2500 6-SPEED TRANSMISSION	340BH	340KP	360RB
GVWR	28,000	28,000	28,000
GCWR	33,000	33,000	33,000
GAWR (FRONT AXLE)	10,500	10,500	10,500
GAWR (REAR AXLE)	17,500	17,500	17,500

Legacy SR 300



Forest River, Inc. encourages our customers to purchase their Forest River products from a local dealership whenever possible for the following reasons:

It is the goal of Forest River, Inc. that all of our RV owners fully enjoy the RV experience and that customer satisfaction meets or exceeds their expectations!

- 1) Forest River, Inc. dealers are independently owned and operated businesses so priority service and scheduling is at their discretion and is often provided to customers that purchased their unit at that dealership.
- 2) Purchasing locally allows customers to establish meaningful relationships with a dealer, enhancing the RV experience through assistance with product questions, user tips or RV regulations for your state or country, and much more!
- 3) Canadian customers must meet requirements to bring an RV purchased out of the country to their home. These requirements may involve additional inspections and certifications, taxes and fees. Your local Canadian Dealer is a professional at meeting these requirements.
- 4) Scheduling timely warranty repairs and adjustments through a local dealership provides far greater flexibility and convenience to you, the customer!



PRE-DELIVERY INSPECTION FACILITY

20,000 square feet of quality assurance. The bare essentials for a premium product. This state-of-the-art facility gives immediate daily feedback to production for quality assurance in every unit built.



Learn More

Scan this barcode using a QR Reader on your smart phone to learn more about Forest River.



A Berkshire Hathaway company.

Forest River, Inc. - Diesel Motorized Division
1800 West Hively Avenue, Elkhart, IN 46515
(574) 522-3693 www.forestriverinc.com/berkshire

All specifications contained herein are based on the latest product information at time of printing. Forest River reserves the right to make changes in colors, materials, equipment and specifications at any time without notice and assumes no responsibility for any errors in this brochure. The pictures in this brochure may show props and optional equipment. PLD918

© 2014 - Legacy - a division of Forest River Inc.
A Berkshire Hathaway company

YOUR LEGACY DEALER