

Southwind



**RIDE LIKE THE WIND
IN STYLE & COMFORT**

FLEETWOOD RV



R i d e l i k e t h e w i n d



A B R E A T H *of fresh air.*

Southwind is "the only way to travel" with three contemporary-styled interiors featuring your choice of cherry or maple woods, 27" Panasonic® TV, moveable lounge chair and standard Ultraleather™ captain's chair. An ergonomically-friendly driver's compartment includes in-dash storage and a slide-out computer workstation.



M A D E F O R *beauty.*

Abundant storage space, mirrored doors and quality crafted cabinets are just a few of the amenities that give Southwind its beautiful charm. An upgraded interior style, vanity lighting, a built-in hair dryer on some models, added glass shower doors on all models and a low step into the shower create a beautiful place to get ready for another glorious day.

i n s t y l e & c o m f o r t



MAKE IT EASY *on yourself.*

Southwind makes day-to-day living activities a breeze with value-added conveniences, such as a versatile and centrally located monitor panel housing a battery volt meter and an electronic climate control system. Dual A/C controls allow for different temperatures in the front and rear of the coach. Optional features include a Panasonic® home theater entertainment system with DVD that includes six quality sound speakers all controlled by an upgraded switchbox for more functionality, as well as a quiet and convenient washer/dryer. A fully equipped kitchen contains a stainless steel sink, single-lever faucet with a sprayer, sealed burner range and microwave. The galley is lined with spacious storage cabinets, roller guides on the drawers and useful countertops including a pull-out cutting board.



i n s t y l e & c o m f o r t



SOUTHWIND FABRIC CHOICES

OCEANIC BLUE



TROPICS GREEN




LATTE MOCHA



THE POWER PLATFORM MAKES THE DIFFERENCE

- A** Steel I-beams are welded the length of the chassis for enormous weight-bearing ability.
- B** Water tanks run horizontally down the center of the frame for balance.
- C** Beefy steel outriggers firmly cradle all exterior compartments.



THE FACTS BEHIND OUR MOTOR HOMES

Fleetwood uses automotive style bonding for all windshields. Many competitors still use old rubber gaskets.

Fleetwood uses 100% electric slide-outs. Some competitors still use high maintenance hydraulic systems.

Fleetwood Vacu-bonds® all sidewalls, ceilings and floors. Some competitors only vacuum laminate on more expensive models.

Fleetwood uses either all aluminum or steel construction for floors, sidewalls and ceiling structural framing. Some competitors still use wood.



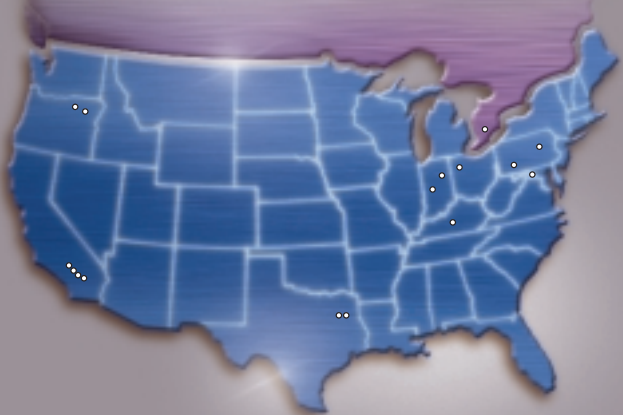
DRAWINGS ARE FOR ILLUSTRATIVE PURPOSE ONLY TO HIGHLIGHT ASPECTS OF MOTOR HOME CONSTRUCTION. ACTUAL MOTOR HOME DESIGN DEPENDS ON MODEL AND IS SUBJECT TO CHANGE.






SIZE + SERVICE + QUALITY = VALUE!

SIZE is being the world's #1 RV manufacturer with Fleetwood® facilities all across North America.



QUALITY is exceptional production from start to finish.



VALUE equals peace of mind & precision manufacturing that's priced right with style.



SERVICE means supporting and listening to our customers 7 days a week.



RV OWNERCARE—

RV OWNERCARE is a limited one-year/three-year or 15,000 mile warranty, whichever occurs first, and it is fully transferable for the first 12 months. RV OWNERCARE is one of the RV industry's most comprehensive programs and includes systems, appliances, components, and construction, with no deductible and no service charge. RV OWNERCARE coverage is provided from a company that will be around in the future to service your needs.

See your nearest Fleetwood dealer for a full explanation of benefits and restrictions.



JOIN NOW!
(877) 577-2560.

SSQV

Size, Service, Quality and Value. Together they equate to the very best RV you can buy.

Southwind

YOUR LOCAL FLEETWOOD RV DEALER IS

www.fleetwoodrv.com

Visit our website to find a dealer near you or learn more about other Fleetwood products. Or call 1-800-444-4905.

IMPORTANT—PLEASE READ: Product information, photography and illustrations included in this publication were as accurate as possible at the time of printing. For further product information and changes, please visit our website at www.fleetwoodrv.com or contact your local Fleetwood dealer. Prices, materials, design and specifications are subject to change without notice. All weights, fuel, liquid capacities and dimensions are approximate. Fleetwood has designed its recreational vehicles to provide a variety of uses for its customers. Each vehicle features optimal seating, sleeping, storage and fluid capacities. The user is responsible for selecting the proper combination of loads (i.e. occupants, equipment, fluids, cargo, etc.) to ensure that the vehicle's capacities are not exceeded.

©2003 Fleetwood Enterprises, Inc.

Inventory control number SW04B1 1st Edition 5/03