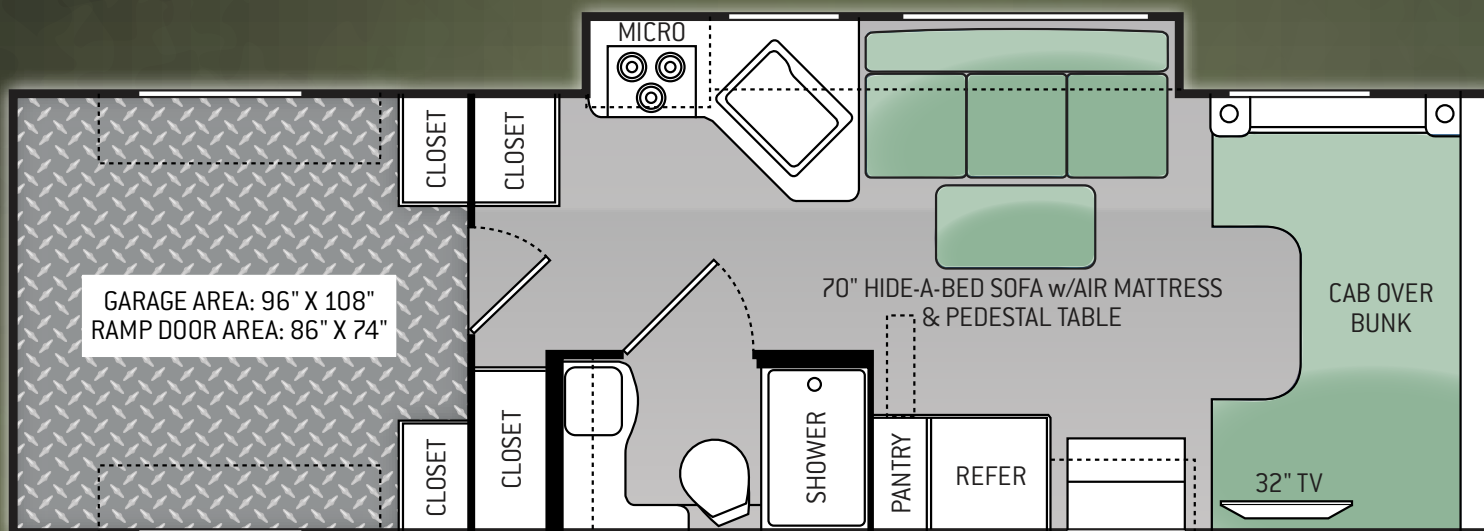


# OUTLAW


CLASS C - 29H




## SPECIFICATIONS

| MODEL                                  | 29H        |
|--|------------|
| Gross Vehicle (GVWR)                   | 14,500     |
| Gross Combined (GCWR)                  | 22,000     |
| Wheel Base                             | 223"       |
| Exterior Length (without ladder)       | 30' - 9"   |
| Exterior Height (with Air Conditioner) | 10' - 10"  |
| Interior Height                        | 82"        |
| Awning Size                            | 16'        |
| Fuel (gal)                             | 55         |
| LPG (lbs)                              | 40.9       |
| Fresh Water (gal)                      | 40         |
| Grey Water (gal)                       | 32         |
| Black Water (gal)                      | 31         |
| Furnace                                | 20,000 BTU |

## EXTERIORS



AFTER BURNER HD-MAX™



COLD FUSION HD-MAX™



# STANDARD & OPTIONS

## EXTERIOR & CONSTRUCTION

- Tubular Steel Floor System
- Tubular Aluminum Roof & Sidewall Cage Construction
- Premium One-Piece TPO Roof
- Vacu-Bond Laminated Roof, Walls & Floors with High-Density Block Foam Insulation
- 5,000-lb Trailer Hitch with 7-way Round Connector
- HD-Max Exterior with Graphics Package
- Roto-Cast Storage Compartments
- Flush Mount Radius Luggage Doors
- Electric Patio Awning
- Side Mounted Awning Over Slideouts
- Drop Down Ramp Door with Spring Assist, Patio Railing & Manual Patio Awning
- Rear Spot Lights
- Patio Light
- Exterior Acrylic Entry Grab Handle
- Rubber Tread Entry Steps
- Entry Door with Dead Bolt Lock
- Outside Shower
- Air Ventilation Sidewall Vents in Garage
- Black Framed Radius Corner Slider Windows

## EXTERIOR & CONSTRUCTION OPTIONS

- Automatic Leveling Jacks with Touch Pad Controls

## AUTOMOTIVE & COCKPIT

- Touchscreen Dash Radio with DVD/CD Player & Back-up Monitor
- Heated/Remote Exterior Mirrors
- Side View Camera System
- Power Windows & Door Locks
- Keyless Entry
- Cruise Control
- Tilt Steering Wheel

- Map Light
- Windshield Privacy Curtain
- Multiple Cup Holders
- Reclining Swivel Leatherette Captain's Chairs
- Metal Running Boards
- Valve Stem Extenders
- Wheel Liners

## AUTOMOTIVE & COCKPIT OPTIONS

- 6-way Power Driver's Seat

## INTERIOR

- Residential Linoleum Throughout
- Tread Plate Non-Slip Flooring in Garage
- Tie Down Rings in Garage
- Metal Entry Grab Handle
- Ceiling Ducted Air Conditioning System
- Olympic Cherry or Vintage Maple Cabinetry
- Raised Panel Cabinet Doors
- Hardware with Nickel Finish
- LED Ceiling Lights
- Hard Vinyl Ceiling Throughout
- Leatherette Hide-A-Bed Sofa with Air Mattress
- Manual Night Roller Shades
- Power Bath Vent in Bathroom
- Porcelain Toilet
- Shower with Glass Shower Door

## INTERIOR OPTIONS

- Two Opposing Leatherette Jack-Knife Sofas in the Garage Area
- 12-volt Attic Fan in Cab Over

## KITCHEN

- Double Door Refrigerator
- 3-Burner High-Output Gas Range Top
- Convection Microwave
- Laminate Countertops
- Large Double Bowl Sink
- Ball Bearing Drawer Guides Throughout

## KITCHEN OPTIONS

- 12-volt Attic Fan in Kitchen

## MULTIMEDIA

- 32" Television with DVD Player in Cab Over
- 24" Television in Garage
- Satellite & Cable TV Prep
- Coach Radio System in Garage
- Power Charging Center for Electronics

## MULTIMEDIA OPTIONS

- Exterior Entertainment Center with 32" Television

## ELECTRICAL & PLUMBING

- Onan RV QG 4000 Gas Generator w/30-amp Service
- 13,500 BTU Low Profile Air Conditioner in Front
- 30,000 BTU Electronic Ignition Furnace
- Battery Disconnect Switch
- Emergency Start Switch
- Dual Auxiliary House Batteries
- Entertainment Inverter
- 6-gallon Gas/Electric Water Heater
- Water Heater Bypass System
- Systems Control Center

## ELECTRICAL & PLUMBING OPTIONS

- 5,000 BTU Air Conditioning System in Garage
- Holding Tanks with Heat Pads


# INTERIOR DECOR




OLYMPIC CHERRY



VINTAGE MAPLE



BROWN SUGAR



CHILI PEPPER



METALLIC

**IMPORTANT - PLEASE READ:** Information published within this brochure reflects product design, fabrication, material, components and specifications at the date of printing. If your vehicle was manufactured before this brochure was published this information may not be accurate because vehicles assembled before the brochure was published may not have the same design, fabrication, materials, components and specification as represented in the brochure. If your vehicle was manufactured after this sales brochure was published the representations may not be accurate because, for product improvement reasons, we reserve the unilateral right, at any time, without prior notice, to make changes in product design, material, components and specifications. The date the brochure was published (i.e. "Julian date") is set forth on the last page of the brochure. IF CERTAIN INFORMATION PUBLISHED WITHIN THIS BROCHURE IS SIGNIFICANT TO YOUR PURCHASING DECISION, PLEASE CONSULT WITH YOUR SELLING DEALERSHIP TO CONFIRM THAT THE INFORMATION IS ACCURATE WITH RESPECT TO THE VEHICLE YOU ARE CONSIDERING PURCHASING. Photographs in the brochure may depict optional equipment or may only be available in certain floor plans. We reserve the right to make changes in prices and models and to discontinue models without notice or obligation. Components, appliances and the chassis may have been manufactured in a calendar year before the vehicle's designated model year. All capacities are approximate. The actual length of the vehicle may differ from that indicated in the brochure due to variances in the manufacturing processes and/or installed components. All dry weights are based on standard model features and do not include optional features or equipment. Components, appliances and features may differ to conform to local codes. Due to EPA environmental restrictions, engine power and torque ratings may change during any model year. The Thor Motor Coach logo and its design are registered trademarks. Other products and company names are trademarks and/or registered trademarks of their respective manufacturer. While the color of the motorhome's exterior and the interior fabrics depicted in this brochure are fair and reasonable depictions, the colors depicted may not be exact match of the actual colors because of variances in photo processing and printing. Component part and appliance manufacturers issue limited warranties covering portions of the vehicle not covered under the limited warranty we issue. To learn specific details regarding warranty coverage please consult your selling dealership or review the warranty packet inside the vehicle.

# OUTLAW



**YOUR LOCAL TMC DEALER:**



**RVIA**

Go RVing.