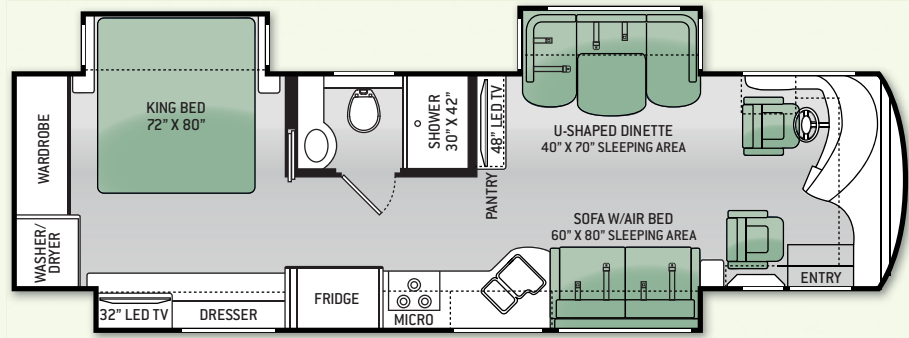
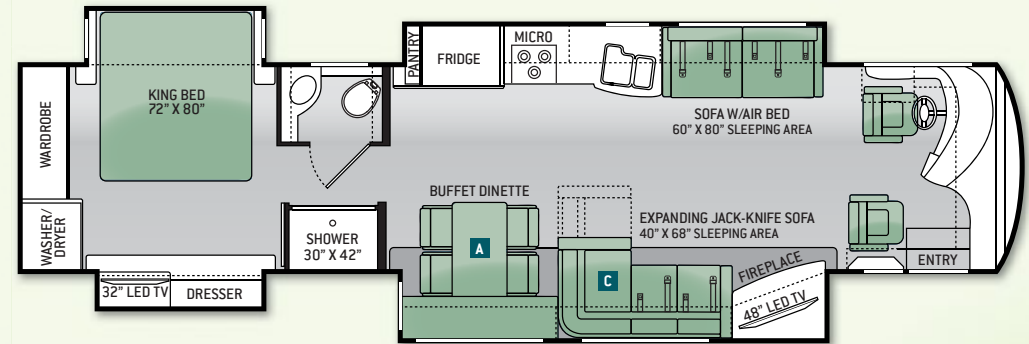


# TUSCANY XTE

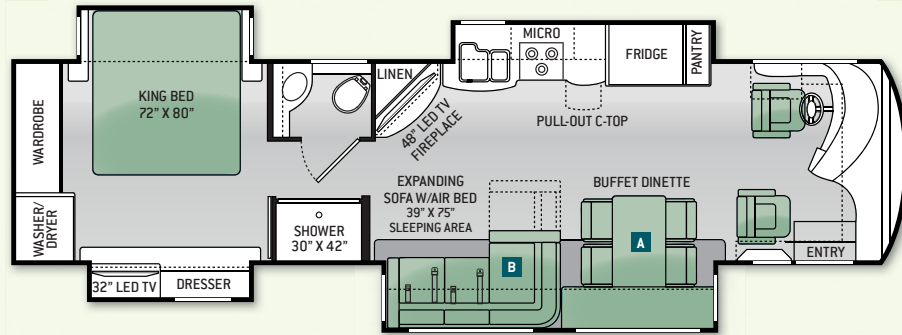
## 34ST



## 40GQ

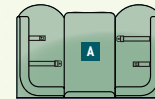


## 36MQ



## OPTIONS

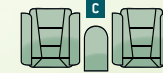
\*EXTERIOR TV NOT AVAILABLE ON 36MQ WHEN DREAM DINETTE IS OPTIONED




OPTIONAL DREAM DINETTE  
36\"/>




OPTIONAL SOFA W/AIR BED  
60\"/>



OPTIONAL DUAL EURO RECLINERS



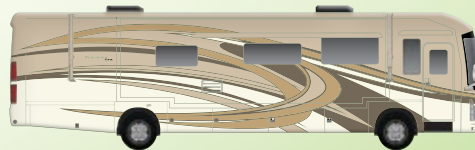
MIRAGE FULL BODY PAINT



PALISADE FULL BODY PAINT



OLYMPUS FULL BODY PAINT



VERONA FULL BODY PAINT

## FLOOR PLAN

	34ST	36MQ	40GQ
Chassis	Freightliner XC-R	Freightliner XC-R	Freightliner XC-R
Gross Vehicle (GVWR)	32,400	32,400	32,400
Gross Combined (GCWR)	42,400	42,400	42,400
Wheel Base	208"	236"	276"
Exterior Length (w/o ladder)*	35'-4"	37'-8"	41'
Exterior Height (w/AC)	12'-7"	12'-7"	12'-7"
Exterior Width (w/o mirrors)	101"	101"	101"
Interior Height	85"	85"	85"
Awning Size	16'-5"	13'-1"	16'-5"
Diesel Fuel (gal)	100	100	100
LPG (lbs)	126	126	126
Fresh/Waste/Gray Water (gal)	91 / 51 / 51	91 / 51 / 51	91 / 51 / 51
Water Heater (gal)	10	10	10
Furnace (BTUs)	Dual 20,000	Dual 20,000	20,000 & 25,000
Exterior Storage Capacity (cu. ft.)	140	185	225

## CONSTRUCTION & EXTERIOR

- Freightliner® XC-R Raised Rail Chassis
- Cummins® ISB-XT Diesel Engine with 360HP, 800 ft.-lb. Torque
- 6-Speed Allison Automatic Transmission
- Air-Ride Suspension
- I-Beam Front Axle with 55° Wheel Cut
- Full Air Front Disc & Rear Drum Anti-Lock Brakes
- Exhaust Brake
- Sachs® Shock Absorbers
- Under-Hood Light
- Dual Fuel Fills
- One-Piece Fiberglass Front & Rear Caps
- Invisible Bra
- One-Piece Tinted Windshield
- Full Body Paint Package with Gel-Coat Sidewalls
- Automatic Leveling Jacks with Touch Pad Controls
- Side-Hinged Compartment Doors with Electronic Locks
- Full Basement Pass-Through Storage
- Easy Slide Storage Tray
- Power Entry Door & Patio Awnings with Integrated LED Lighting
- Slideout Topper Awnings
- Roof Ladder
- Fog Lights
- Frameless Dual Pane Windows
- Outside Shower

## AUTOMOTIVE & COCKPIT

- Touchscreen Dash Radio with CD Player & Back-Up Monitor

- Chrome Heated/Power Mirrors with Integrated Side View Camera System
- Leatherette Reclining/Swivel Captain's Chairs with 6-Way Power Adjustment
- Driver & Passenger Overhead Storage Cabinetry
- Cruise Control
- Dash Fans
- Air Horn
- Electric Windshield Solar & Privacy Shade
- Manual Side Window Solar & Privacy Shades
- Electric Step Cover
- 10,000-lb. Trailer Hitch with 7-pin Round Connector
- 22.5" Radial Tires with Aluminum Wheels

## INTERIOR

- Porcelain Tile Throughout
- High-Gloss Glazed Raised Panel Hardwood Cabinetry\*
- Hardwood Veneer in Select Areas
- LED Ceiling Lights
- Solar & Privacy Shades in Living Area
- Fireplace (36MQ & 40GQ)
- Leatherette Sofa with Air Bed (34ST & 40GQ)
- Leatherette Expanding Sofa with Air Bed (36MQ)
- Leatherette Expanding Jack-Knife Sofa (40GQ)
- Leatherette U-Shaped Dinette (34ST)
- Buffet Dinette with Four (4) Chairs (36MQ & 40GQ)

## INTERIOR OPTIONS

- Leatherette Sofa with Air Bed (36MQ)

- Dual Leatherette Euro Recliners with End Table (40GQ Only)
- Leatherette Dream Dinette Booth (36MQ\* & 40GQ Only)

## KITCHEN

- Stainless Steel Residential Refrigerator with In-Door Ice & Water Dispenser
- 3-Burner Gas Cooktop
- 1.8 cu. ft. Stainless Steel Over-the-Range Convection Microwave Oven
- Solid Surface Kitchen Countertop, Range Cover & Sink Covers
- Single Lever Kitchen Faucet with Sprayer
- Designer Backsplash with Tile Accent
- Mini Blind at Kitchen Window
- 12-Volt Attic Fan

## BEDROOM & BATHROOM

- King Size Denver Mattress™
- Bedspread with Throw Pillows
- Porcelain Toilet
- Oversized Full Height Shower with Glass Door
- Power Vent in Bathroom

## ENTERTAINMENT

- Entertainment Center with 48" LED HDTV, Blu-Ray/DVD Player & Surround Sound in Living Area
- 32" LED HDTV in Bedroom
- Cable TV, Satellite & HDMI Video Ready

## ENTERTAINMENT OPTIONS


- 32" LED HDTV in Cockpit Overhead
- Exterior 32" LED HDTV (N/A on 36MQ when Dream Dinette is Optioned)
- Winegard™ Traveler HD Satellite

## ELECTRICAL & PLUMBING


- Cummins Onan™ RV QD 8000 Diesel Generator
- Automatic Generator Start
- 50-amp Shoreline Power Cord
- 2000-watt Inverter /100-amp Converter
- Dual 15,000 BTU Low-Profile Ducted Air Conditioners with Heat Pumps
- Dual 20,000 BTU Ducted Electronic Ignition Furnace (34ST & 36MQ)
- (1) 20,000 & (1) 25,000 BTU Ducted Electronic Ignition Furnace (40GQ)
- Energy Management System
- Emergency Start Switch
- Four (4) Auxiliary House Batteries
- Battery Disconnect Switch
- Exterior GFCI Recept
- 10-gallon DSI Gas/Electric Water Heater
- Enclosed Heated Potable & Holding Tanks
- E-Z Flow Water Panel with Whole-House Water Filtration
- Black Water Tank Flush
- Systems Control Center
- Stackable Washer & Dryer
- Central Vacuum System

\*OFFERED ON UNITS BUILT AFTER 10/1/14


### AVANT GARDE




### IVORY SONATA



### LUNA CREST



### HIGH-GLOSS GLAZED MILAN CHERRY\*



### HIGH-GLOSS GLAZED RESORT CHERRY\*



# TUSCANY XTE

YOUR LOCAL TMC DEALER:



Go RVing.



P.O. Box 1486, Elkhart, Indiana 46515  
Sales Department: 800.860.5658 • Customer Service: 877.855.2867

TUSCANYRV.COM/XTE



IMPORTANT - PLEASE READ: This brochure reflects product design, fabrication, material, components and specifications at the date of printing, which date is disclosed on the last page. PLEASE VISIT US ONLINE AT THORMOTORCOACH.COM OR CONSULT WITH YOUR SELLING DEALERSHIP FOR THE LATEST IN STANDARDS, OPTIONS, SPECIFICATION AND TECHNICAL INFORMATION. Photographs in the brochure may depict optional equipment or may only be available in certain floor plans. Components, appliances and the chassis may have been manufactured in a calendar year before the vehicle's designated model year. All capacities are approximate. The actual length of the vehicle may differ from that indicated in the brochure due to variances in the manufacturing processes and/or installed components. All dry weights are based on standard model features and do not include optional features or equipment. Component part and appliance manufacturers issue limited warranties covering portions of the vehicle not covered under the limited warranty we issue.

COPYRIGHT THOR MOTOR COACH, INC. © 8/22/14