

Rialta



The 2003 Rialta.
Fully packed, but with
more than enough room
for you and your gear.

With beauty, brains and a whole lot more.

What a great view.

You'll appreciate the enhanced visibility provided by Rialta's rear window defogger/defroster and wiper/washer — especially when parking, changing lanes or backing out of a driveway.



No slip-ups.

Rialta features non-skid surfaces on running boards, for secure footing.

You've got pull.

A trailer hitch plus a powerful V6 engine gives Rialta 2,000 pounds of towing capacity.□



Keep it clean.

Muddy boots? Messy gear? Use Rialta's exterior wash station and cleanups are a snap.

Heated nozzles.

Rialta is loaded with smart features such as heated windshield wiper nozzles.

Easy entrance.

Rialta features a low entrance step, so stepping aboard is more like entering a home than climbing into a truck. Rialta's passenger- and driver-side doors are also easy in, easy out with a full 90-degree open feature.

Climate control.

The 110-volt, roof-mounted air conditioner means you relax in comfort, even on hot days. And thanks to Rialta's dual automotive air conditioning system in the cockpit and cabin, you'll stay cool and comfortable when you're on the move, too. On cool mornings, keep warm without LP. The available electric heat feature provides warmth without turning on the furnace.



Shine on.

The available 16" stylized aluminum wheels are just one more classy finishing touch. Sporty, low-profile tires come standard.




Rialta shines.

Interior spaces get plenty of natural light through a large, translucent skylight located above the galley. At night (or when the sun isn't shining), you'll appreciate clever and abundant lighting throughout Rialta.


See here.

Rialta's low-mounted exterior mirrors are remote controlled and feature heated electric defrost, for added convenience.



Pack it in.

Another example of Rialta's remarkable use of space: a lighted, oversized rear storage compartment for packing larger items. A power cord inside this compartment makes for quick hookups, too.



Cut the cord.

Some of the world's most beautiful places don't have places to plug in. But that doesn't matter to a Rialta owner, thanks to the Onan® MicroLite™ KVL 2.8 kW generator, a standard feature.

Fewer bumps in the road.

Air springs allow for convenient suspension adjustments. Tailor your ride to the environment you drive in.



Great moves.


You'll find Rialta's combination of front-wheel drive, a powerful engine and independent torsion-bar suspension gives it superior maneuverability and handling.

There is a certain pleasure in owning something that is superbly designed. And you can hear it in a Rialta owner's voice.

You see, we've packed a whole lot of our very best thinking into Rialta.

Even from the outside, it differs markedly from other motor homes. Rialta is incredibly fuel efficient and measures in at a very maneuverable 22 feet. Its sleek, aerodynamic lines and softly rounded contours please the eye, reduce drag and help quiet the interior.

But don't let Rialta's size fool you. Inside, you'll find it has plenty of room for comfortable living. And, as a full-featured Class C motor home, it's loaded with the same kind of creature comforts and conveniences found in vehicles nearly twice its size.



You've got the horses.

Rialta features a peppy V6 engine that produces an incredible 201 horsepower, making the already zippy Rialta even more fun to drive.



Feels as good as it looks.

Whether cloth or leather, Rialta's ergonomic seating offers additional support where it's needed — especially in the critical lumbar area. Driver and passenger seats incorporate adjustable armrests, multi-adjustable recline and swivel/slide features. (Shown here in available gray leather.)



Ready for takeoff.

Slide into position behind Rialta's steering wheel and you'll instantly hear the call of the open road. Innovative driver's features include the filtered dash air system that provides improved air quality, analog instrumentation that's easy to read, synchronized power door locks, and one-touch power windows with pinch guard that automatically retract when resistance is noted. The Sony® AM/FM stereo CD player with wireless remote completes your driving experience.



Chill out.

Operated from its own control panel, the standard auxiliary automotive A/C system helps keep things comfortable throughout the coach. Adjustable overhead vents allow you to direct cool air for maximum comfort. A TV/VCP is standard on the 22QD only.



Lock it away.

Creative use of space sets Rialta apart. A good example is the lockable storage box designed into the driver's door trim panel.

How efficiency creates space.




Rialta's bathroom takes up next to no space...

Rialta is proof positive that big things don't have to come in big packages. Its nimble design allows it to do everything a full-size motor home can do.

The bathroom features telescoping walls so it takes up next to no space. This unique layout incorporates a residential-height

toilet, fold-down sink, mirrored medicine cabinet, two towel bars — and with the walls extended, there's even room for a shower.

You'll find Rialta full of surprises: comfortable, spacious seating and dining areas; ample storage areas (including a large, lighted wardrobe



... At the touch of a button and with a gentle pull, its walls telescope outward, creating additional space...

and/or spacious shirt closets); a fully functional

galley; and much, much more.

Because at Winnebago Industries, we believe that your motor home experience should never scrimp on fun — no matter what size coach you prefer to drive.



... Ample room for a toilet, a fold-down sink, medicine cabinet and towel bars — even a shower!



Dinner is on.

Rialta's full-featured galley comes equipped with brand-name appliances, including a stove, refrigerator and touch-control microwave. Major appliances are secured with steel tie-downs for added safety.

Feel the warmth.

Unlike conversion vans, Rialta comes with a thermostat-controlled furnace to keep you comfortable on chilly nights.



Get into hot water.

As a full-featured Class C motor home, Rialta comes with a 110-volt electric water heater. For even more convenience, it incorporates Motoraid, which uses engine heat when driving to immediately provide hot water upon arrival at your destination.



Let's get cooking.

The recessed two-burner range with convenient, removable cover means you won't be restricted when it comes to fixing your favorite meals. (The 22HD features a three-burner range.)



Way cool.

A Norcold® refrigerator is standard on every Rialta. For added convenience, it can operate on 110-volt AC, 12-volt DC or LP so you can keep your food cool no matter where you go.



It can get you out of tight spots. More important, it can get you into them.

If you get a vague temptation to put on your driving gloves and leather jacket before driving the Rialta, give in. It might remind you more of a sports car than a motor home in the way it handles and drives.

Rialta's turning radius is very tight, which means it can turn circles around other Class A and Class C motor homes.

In fact, Rialta's combination of size, power, front-wheel drive and independent torsion-bar suspension means that when you're behind the wheel, you may forget you're behind the wheel of a motor home.

It also means you can cruise through highway traffic. Breeze up hills. Maneuver through tight city traffic. And then swing in and park easily.

In short, Rialta will let you go where you want to go. Then take care of you once you get there.



Do a good turn daily.
Swinging into a parking lot is no problem with a Rialta. It feels more like driving a car than a motor home. You'll appreciate its maneuverability when wheeling through a campground or negotiating traffic.

Model 22HD

An impressive front galley, larger refrigerator/freezer and the functionality of a rear dinette/sleeping area.



Eat. Drink. Relax.

The spacious dinette with seating for four receives plenty of natural light from Rialta's extra-large rear window. Added conveniences include the stowable table, cupholders, rear countertop and deluxe speaker system.



The big chill.

The HD also features a large-capacity refrigerator/freezer with two drawers beneath, plus a large counter on top with convenient TV power and coax hookups. (Television not included.)



Chef's choice.

Home is where the hearth is. So we gave the HD's galley some extra touches, such as a high-output third burner on the range, an available full-feature oven, plus microwave and sink.



Hey, nice convertible.

The dinette converts easily into a large sleeping area about the size of a double bed. Just stow the table into its retracted position in the back wall and fold down the dinette seats. Blankets and pillows can be stored up above on the overhead bedding shelf when not in use. (Television not included.)

Model 22QD

Seating for four up front, a rear dinette and two sleeping areas.



Breakfast and bed.

Wonderfully well lit by Rialta's extra-large rear window, the dinette provides a comfortable dining and multi-use area, and converts easily into a large sleeping area about the size of a double bed. The bedding shelf above the dinette is a great place for pillows and blankets.



Full-featured galley.

It has everything you need: two-burner, recessed range; microwave oven; refrigerator; and sink. A flip-up countertop extension and the drop-in recessed sink cover give you added work space.



"Z" place to be.

The oversized companion seats, located behind the cab area, provide comfortable seating with their multi-position recline feature. They also fold flat and join together to form yet another sleeping area.



A place for everything.

Conveniently store hanging clothes in this lighted wardrobe. The carpeted floor is perfect for shoes and boots.


Model 22FD Standard and 22FD Optional

Choose from the standard rear double or optional twin bed sleeping configuration. These floorplans also feature a fully equipped front galley.




Optional: twin beds.

Ultra-comfortable Serta® mattresses provide a great night's rest. Dual shirt closets plus overhead cabinetry and a single-drawer nightstand make for plenty of storage space. A removable pedestal table adds dining and work-space flexibility.



Standard: double bed.

A double-size Serta mattress provides the ultimate in sleeping comfort in a bed with room for two. The 3/4-length wardrobe with carpeted floor, roomy shirt closet and overhead cabinetry provide abundant storage.



Bed. Room.

Both FD models feature underbed storage areas for convenient storage of bulky or oversized items. (Double-bed storage is shown. Available twin beds feature storage under the passenger-side bed.)



Vanity is good.

Across from the FD Standard's double bed, you'll find an impressive vanity with a large countertop and multiple storage areas, including a wardrobe, shirt closet, overhead cabinets and large drawers. The vanity also incorporates a pull-out TV shelf that tucks away when not in use. (Television not included.)




It really cooks.


The galley is complete and fully functional. There's a two-burner, recessed range; microwave oven; refrigerator; sink; and roomy countertop. A pull-up table between the comfortable lounge chair and front passenger seat is perfect for mealtime, a game of checkers or as a place to work on your laptop computer.

Interior choices

Rialta's interior color schemes are designed to stay looking great and wearing well for years to come.



Gray Slate



Laurel Mist



Washed Maple Woodgrain

Exterior valance choices

Accent Rialta's smooth, aerodynamic lines through your choice of exterior colors. The DuPont Imron® FlexShield™ basecoat/clearcoat provides superior luster and durability.



Canyon Red Metallic
(Available stylized aluminum wheel covers shown.)



Light Silver Metallic
(Standard wheel covers shown.)



It's the little things that make a difference. So we get those right, too.

Rialta is engineered from the ground up and constructed to the same strict standards as larger Winnebago Industries motor homes. Unlike Class B conversion vans, Rialta hasn't been adapted from another vehicle. There's nothing modified or haphazard about it.

Rialta is truly an engineer's dream. Its smooth lines, flush-mounted headlamps and turn indicators all contribute equally to Rialta's sleek look and superior mileage.

Check out the fit and finish throughout. Rialta's interior appointments are designed to operate smoothly and maintain their attractive appearance for years to come.

Notice the cabinet hardware, how it's large enough to use easily, yet is attractive and unobtrusive.

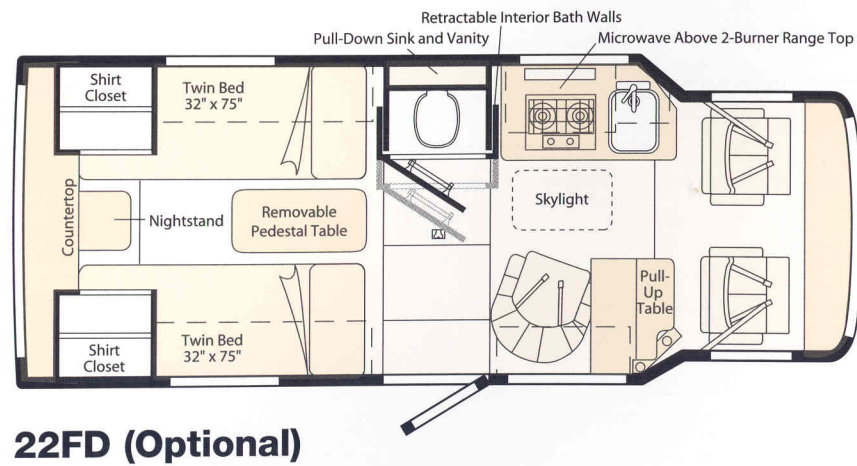
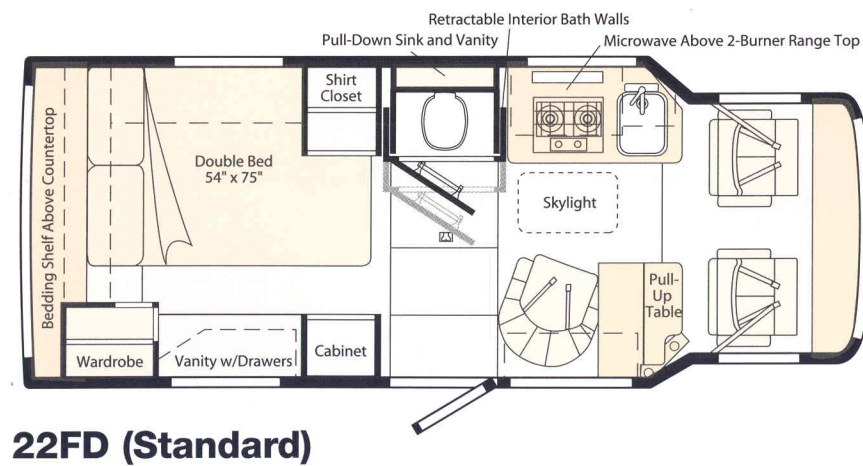
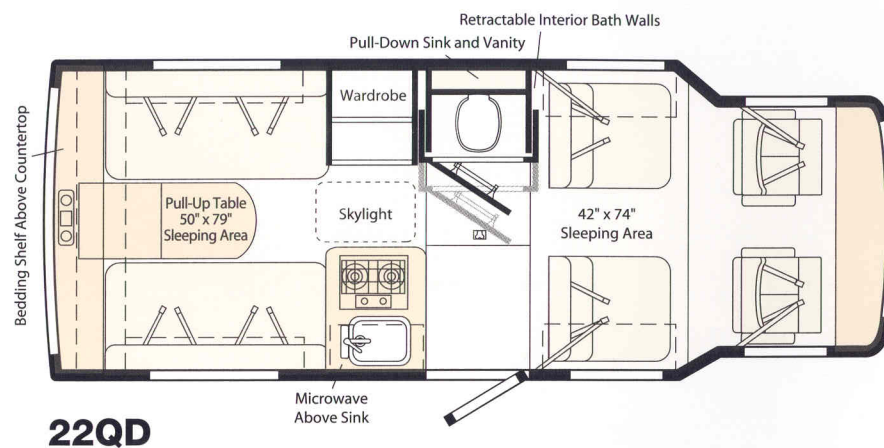
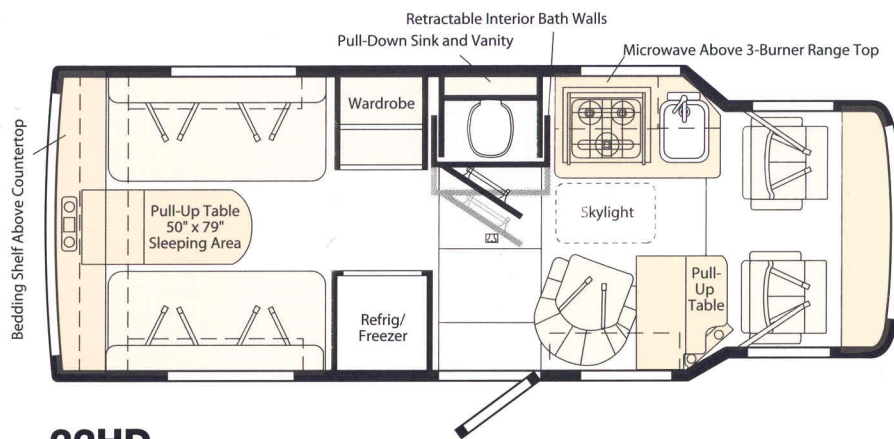
An engineer's delight? Yes, but you're the one who gets to drive it. That's the magic of a Rialta. It makes engineers and RVers equally happy. And that's no small feat.



Easy on the pocket.

Only your key starts the engine. It's electronically encoded for anti-theft security. When not in use the key folds into its handle so it's easier on your pants pocket. A keyless entry remote is built into the handle, eliminating the need for a separate transmitter.

You'll see innovation from the top down: Floorplans.



The difference is in the details: 2003 Rialta Specifications.

	22HD	22QD	22FD
Length	21'8"	21'8"	21'8"
Exterior Height* w/Standard AC*	8'7"	8'8"	8'8"
Exterior Height* w/High Efficiency AC*	8'11"	8'11"	8'11"
Exterior Width	7'4"	7'4"	7'4"
Exterior Storage (cu. ft.) [◇]	12.7 cu. ft.	12.7 cu. ft.	13.2 cu. ft.
Interior Height (maximum)	6'2"	6'2"	6'2"
Interior Width	6'10.5"	6'10.5"	6'10.5"
Fresh Water Capacity w/Heater	20 gal.	20 gal.	20 gal.
Holding Tank Capacity - Black/Gray	13/7 gal.	13/9 gal.	13/6 gal.
LP Capacity [◇]	7 gal.	7 gal.	7 gal.
Fuel Capacity	21 gal.	21 gal.	21 gal.
GVWR	7,275 lbs.	7,275 lbs.	7,275 lbs.
GCWR [□]	9,275 lbs.	9,275 lbs.	9,275 lbs.
Wheelbase	152"	152"	152"

S Standard

O Optional

	22HD	22QD	22FD
Automotive/Chassis			
Chassis - Volkswagen V6 24 valve 2.8L fuel-injected gas engine, 201-hp, 4-speed electronically controlled automatic transmission, 280-amp. battery/150-amp. alternator, 16" Tires & Wheels, Auxiliary Rear Air Springs, Spare Tire, Tire Tools jack, jack handle & lug wrench, Trailer Hitch 2000-lb. drawbar/□ 200-lb. maximum vertical tongue weight & wiring, Wheel Covers, Windshield Washer Nozzles , heated	S	S	S
Stylized Aluminum Wheels*	O	O	O
Cab Area and Driver Conveniences			
Beverage Tray w/cupholders, Cab Seats w/Seat Belts 3-point shoulder & lap w/retractors, armrests, lumbar support, multi-adjustable swivel/slide/recline, fabric w/vinyl surround, headrest, Cigarette Lighter/12-Volt Electrical Supply, Cruise Control, Emergency Start/Battery Charge System, Folding Ignition Key, Interior Adjustable Rearview Mirror, Interior Remote Hood Release, Map Lights (2), Power Assist Steering, Power Door Locks & Windows, Rear Window w/wiper/washer & defogger/defroster, Rubber Driver & Passenger Floor Mats, Sunvisors w/Mirrors & Lights (2), Trim Panels driver & passenger doors, w/storage	S	S	S
Cab Seats* leather faced	O	O	O
Entertainment			
Radio (Cab) AM/FM stereo CD w/wireless remote, Sony speakers (6), TV Antenna (amplified), 12-volt receptacle(s), interior jack, coax wiring, cable input	S	S	S
9" Color TV* 12-volt w/remote, VCP* (video cassette player)		S	
Deluxe Sound System* 4 deluxe speakers, subwoofer	O	O	O
TV Shelf* (NA w/twin bed option)			S

S Standard

O Optional

	22HD	22QD	22FD
Interior			
Bedding Shelf*, Carpeted Floor Mat entrance door, Ceiling Lights incandescent DC Receptacle, Front Wraparound Curtain, Headliner molded ABS, Micro-pleated Shades, Skylight, Fabric Ceiling, Wardrobe Cabinet carpeted floor, clothes rod, light	S	S	S
Convenience Tray cupholders & storage tray, backwall	S	S	
Micro-Mini Blind galley area	S		S
Cabinetry			
Gray Molded ABS Plastic		S	
Washed Maple Woodgrain stile & rail w/flat panel inserts	S		S
Countertops			
Laminate Countertops w/edging	S	S	S
Floorcovering			
Carpet w/Pad	S	S	S
Furniture			
Companion Seats fabric w/vinyl surround, Cupholders		S	
Dinette	S	S	
Lounge Chair fabric & Cabinet w/Fold-up Table & Magazine Rack, Cupholders, AC & DC Outlets	S		S
Leather Faced Seats* cab & coach	O	O	O
Galley			
Microwave Oven touch control, Powered Ventilator Fan galley/bath, Range Cover, Dual-count Faucet, Single Stainless Steel Sink sink cover (countertop material)	S	S	S
Flip-up Countertop Extension		S	
Range Top 3-burner, Magic Chef®	S		
Range 3-burner w/oven, Magic Chef	O		
Range Top 2-burner, recessed		S	S
Refrigerator single-door, Norcold		S	S
Refrigerator single-door, high altitude		O	O
Refrigerator/Freezer single-door, Norcold		S	
Bath			
Dual-control Lavatory Faucet, Expandable Cabinet, Fold-down Sink, Fold-down Vanity Shelf, Medicine Cabinet w/sliding mirror doors, Shower Package shower curtain & snaps, shower pan w/power drain, lavatory faucet w/flexible showerhead, Tissue Holder, Toilet w/Foot Pedal, Towel Bars (2) located on bath door	S	S	S
Bedroom			
Double Bed w/Fitted Bedspread, Shams & Throw Pillows, Bedding Shelf, Decorative Wall Lamps (2), Vanity Cabinet w/Drawers, Shirt Cabinet, Overhead Cabinet, Wardrobe Cabinet, Serta Mattress, Underbed Storage			S

S Standard

O Optional

	22HD	22QD	22FD
Twin Beds w/Fitted Bedspread & Shams, Decorative Wall Lamps (2), Shirt Cabinets, Nightstand, Overhead Cabinets, Removable Pedestal Table, Serta Mattresses			
O			
Exterior			
AC Duplex Receptacle, Entrance Door main w/screen door, deadbolt lock, Fiberglass Running Boards w/front wheel lips, Graphics Package Light Silver Metallic or Canyon Red Metallic, Locking Fuel-fill Cap w/Door, Mirrors low mount, electric remote w/defrost, Mudflaps front & rear, Porch Light w/interior switch, Rear Storage Compartment trunk, lock, power cord, light, Transition Panels, Under Hood Light, Undercoating coach only	S	S	S
Undercoating cab only	O	O	O
Systems			
4-Gallon Water Heater 110-volt w/Motoraid & rear auto heater, 30-amp. Power Cord, Automotive Heater/Air Conditioner, Auxiliary Automotive Air Conditioner, Air Conditioner w/4 outlets, Auxiliary Start Circuit, Batteries (2) deep cycle, marine/RV, City Water Hookup, Exterior Wash Station w/pump switch, LP Tank permanent mount w/gauge, Monitor Panel wall mount, battery condition gauge, generator start/stop switch, holding tank levels, LP tank level, water pump switch, water tank level, Remote Automatic Dual Battery Charge Control 120 VAC/12 VDC, Roof Air Conditioner 7,100 BTU, Sewer Hose, Water Heater Winterization Bypass Valve, Water Pump demand, Water System Drain, Water Tank Fill w/Locking Door	S	S	S
AC/DC Electrical Distribution System AC/DC load center combination, 45-amp. electronic converter/charger	S	S	
AC/DC Electrical Distribution System AC load center, DC load center, 45-amp. electronic converter/charger			S
Auxiliary Heat electric A/C heat strip	O	O	O
Deluxe Feature Package* stylized aluminum wheels, high efficiency roof air conditioner	O	O	O
Furnace 17,000 BTU, Suburban® ducted			S
Furnace 19,000 BTU, Suburban, front discharge	S	S	
Generator 2,800 watt, Onan MicroLite, gas, hourmeter	S	S	S
Safety			
3-Point Cab Seat Belts, 10 B.C. Fire Extinguisher, Bumpers front & rear, Carbon Monoxide Detector/Alarm, Daytime Running Lamps, Driver & Passenger Airbags, Escape Window, Ground Fault Interrupter, High-mount Rear Brake Light, LPG Leak Detector/Alarm, Lap Belts In Selected Areas, Smoke Detector/Alarm	S	S	S
Warranty			
2-Year/24,000-Mile Basic Warranty on Coach Body from Winnebago Industries**	S	S	S
2-Year/24,000-Mile Basic Warranty on Chassis/Cab from Volkswagen of America, Inc.**			
5-Year/50,000-Mile Basic Warranty on Powertrain from Volkswagen of America, Inc.**			

* The height of each model is based on the curb weight of a typically equipped unit on the standard chassis. The actual height of your vehicle may vary by as much as 2" depending on chassis or equipment variations.

◇ Capacities shown are tank manufacturer's listed water capacity (W.C.). Actual filled LP capacity is 80% of listing due to overfilling prevention device on tank.

* Not all items available in combinations. See dealer for details. ** See your dealer for complete warranty document information.

□ Actual towing capacity is dependent on your particular loading and towing circumstances, which includes the GVWR, GAWR and GCWR as well as adequate trailer brakes. Please refer to your vehicle's operator's manual for further towing information.

○ Your motor home's load capacity is designated by weight, not by volume, so you cannot necessarily use all available space when loading your motor home.

Winnebago Industries' continuing program of product improvement makes specifications, equipment, model availability and prices subject to change without notice. Comparisons to other motor homes are based on the most recent information available.

Not all motor homes are created equal.

As you take a closer look, you'll see that there is much more to the Winnebago Industries Rialta than a long list of standard features and compelling floorplans. Beneath it all you'll find a SuperStructure™ foundation of strength and durability, and Winnebago Industries' recognized service and warranty support.



We are committed to service.

We back the Rialta with the best after-the-sale service in the industry.

- 24-month/24,000-mile basic limited warranty
- Complimentary 24-hour Roadside Assistance Program
- TripSaver Fast Track Parts. TripSaver guarantees that in-stock warranty parts ship directly to your dealer within 24 hours
- Nationwide Dealer service network

Certified quality.

Recreation Vehicle Dealer Association members annually rate RV manufacturers on the quality of their products, and on their sales and service support. Winnebago Industries has achieved the coveted Quality Circle award every year since its inception, the only major motor home manufacturer to do so.

Learn more about what sets Winnebago Industries apart.

Ask your dealer for this guide. It will help you learn what makes Winnebago Industries motor homes distinctly superior to other brands.

Warning: Joining WIT has been known to cause excessive fun.

Winnebago-Itasca Travelers (WIT) is a club for owners of Winnebago Industries motor homes.

WIT is a great way to meet people and offers you:



- Caravans and rallies
- Local and state group activities
- Benefits for RVers

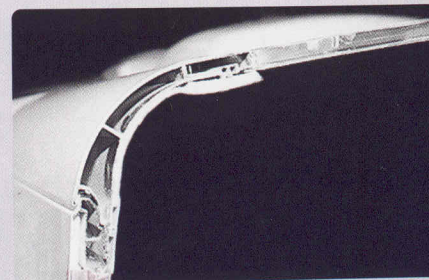
SUPER STRUCTURE

is the term given to Winnebago Industries' structural motor home design and construction. Rather than a single component, it is the culmination of design integration that incorporates steel and aluminum substructures, welded tubular steel floor risers, interlocking joint technology, and Thermo-Panel® floor, roof and sidewalls to form a high-strength, durable vehicle body.



Rialta's steel floor is electro-deposition coated and undercoated to resist corrosion, making it one tough motor home.

The foundation substructure assembly is precision-aligned to maximize strength and cross-coach support as well as durability.



Another strong point.

Our exclusive interlocking joint system connects the roof, floor and walls for a durable, better-sealed, quieter body. The design effectively distributes the weight of the walls and roof, making a stronger and more durable body than competitor designs that rely on screws to carry the weight.

Rialta

Built proudly by
WINNEBAGO
INDUSTRIES

© 2002 Winnebago Industries, Inc., Forest City, IA 50436. Printed in USA.

Seat belts are your most important hookup. Always buckle up.

Visit us at www.winnebagoind.com